

# puk



Collection Book  
2024

puk

OUTDOOR  
ARCHITECTURAL  
LIGHTING



p u k . i t



# LIGHT IS MORE

Our lighting says everything about our quality. Lighting is at the heart of the way we think and build.

Outdoor lighting requires products and services of the highest standards: innovative solutions, technical excellence, design flexibility and consistent performance. Our products bring Italian excellence to the most futuristic architecture in the world.

Lighting is at the heart  
of the way we think and build.



# MADE IN ITALY MADE TO THE HIGHEST QUALITY



Our quality shines through our lighting. A principle that has always inspired any action taken within the company.

From the strictest selection of suppliers to the careful selection of materials, components and technologies, quality lies at the heart of how we create and manufacture our products. Each new project becomes an opportunity for research and development: the drive to improve product and process standards.

Our products are entirely Made in Italy and are checked repeatedly, from the receipt of raw materials through to the processing, assembly and prototype stages.

Our goal is to supply you with the very best lighting equipment offering the latest in technological developments.



# WE LIGHT UP THE WORLD

We specialise in the study and creation of lighting solutions for architectural and outdoor applications.

We follow each project with the greatest care and attention, offering effective collaboration to enhance all aspects, whether they may be technical, structural, expressive or related to performance. We operate all over the world and are proud to say that we have become a point of reference in the field of outdoor lighting.

We are as ambitious and determined as you are and we can work with you to create something spectacular and unique.

We are ready to create the perfect light, lighting that will enhance the features and benefits of your project.

All at once  
everything is different

We manufacture our products  
in Italy and export them all  
over the world.

We have always had an international outlook, in terms  
of both product concept and the company's approach.  
We now export almost 100% of our production.

# LIGHTING DESIGN

## Lighting design according to PUK

Useful. Fast. Problem-solver.

This is our consulting service that allows you to choose the most suitable lighting solution, not only on the basis of technical documentation but also thanks to the most advanced rendering systems available today.

The quality of our lighting design is the result of a technical-scientific approach that also takes into account ever-changing and unavoidable elements such as the environmental and architectural context, style and design, industry and type of business, current regulations regarding safety, the comfort of human visual perception, the psychological/communication effect to be obtained as well as the enhancement of some details.

## Step by step, towards the solution

Lighting design is a complex activity which requires a rigorous and all-round consulting service: nothing must be left to chance.

The Puk team defines the criteria for drafting the lighting design. These are the phases that lead from scrupulous analysis of needs to the solution and implementation of the system:

- FEASIBILITY STUDY**
- PRELIMINARY PROJECT**
- FINAL PROJECT**
- EXECUTIVE PROJECT**



## 3D Rendering: a crystal clear vision

In Puk we attach a special importance to the quality of the graphic representation.

In particular, our 3D renderings, static or with different levels of animation, are of very high quality and allow to evaluate the different project options set, with an effect almost identical to reality and having a great aesthetic impact. This makes it easier to evaluate the different options and make a decision.

## Why choosing us

Because we have concentrated 30 years of experience, expertise and specialization in outdoor lighting in an accurate and complete lighting design and consulting service.

Our professional staff will assist you in designing efficient and reliable solutions. Analysis tools and technical methods always guarantee you will get the result you expect.

**Puk lighting design consultancy is a free of charge service for our clients.  
Let your inner light shine with Puk.**





# 5 YEAR WAR RANTY

Outdoor lighting is by definition one of the most challenging and competitive sectors and demands the highest quality products and services: innovative solutions, technical excellence, design flexibility and consistent performance.

That is why here at P.U.K. we are open to constant technological upgrades (from miniaturisation to LEDs) and we strive to improve the quality and reliability of our range.

We produce one of the most complete and competitive world-class collections available on the international market, offering a five-year full warranty on LED products.

## ICONS

How to read the  
catalogue

	NEW PRODUCTS
	EUROPEAN CONFORMITY
	5 YEARS WARRANTY
	CLASS I
	CLASS II
	CLASS III
	IK CODE SHOCK RESISTANCE
	IP CODE PROTECTIVE DEGREE
	1-10 V DIMMABLE
	DALI DIMMABLE
	STATIC LOAD CAPACITY
	TOOLS-FREE
	RGB LIGHT
	FULL RGB LIGHT
	ADJUSTABLE
	DMX-512

OUTDOOR SOLUTIONS:  
THE MOST COMPLETE  
RANGE IN TERMS  
OF PERFORMANCE  
AND DESIGN

# ILLUMINATED BY DESIGN



## **MOMO DESIGN**

Research, innovation and creativity are still today MOMODESIGN philosophy strongholds.

Over the years MOMODESIGN has evolved but the Design Studio has maintained its fundamental creativity role: a wide open plan laboratory, offices with every kind of materials, colours, instruments, designers, architects and stylists, this eclectic team perceives every signal from the external world.

Main role of the Design Studio is the definition and planning of objects with an unmistakable, personal and characterising trait; MOMODESIGN objects.

The guarantee of a licensed products is given by the choice of collaborating only with companies that have as a common denominator quality, handcraft products and innovation as well as a successful international distribution network.



## **PAOLO VILLA**

Paolo Villa Industrial Design is an award-winning design consultancy which has developed a wide range of successful products for more than 25 years.

Made up of a team of fresh and talented designers working with enthusiasm, creativity and rigor, our design experience spans many product fields. We have a solid list of renowned international leading clients that we help to create and bring to market outstanding products.

We continually research tools and processes and bring the most up-to-date technologies to bear on our projects.



## **NAVA+AROSIO**

Paolo Emanuele Nava and Luca Maria Arosio are Nava + Arosio.

In 2012, they both obtained the honours degree in Product Design presenting a project called "Maniacal Mirrors".

Working on different projects for prestigious firms like Rubelli, Lago, Riva1920, Italamp and in collaboration with Paolo Nava Design Studio, they begin to experience a humanistic design, that is to say a design in which the person is the center, with his/her material and immaterial needs.
















The studio, has been gaining prestigious international awards, with several projects published by the most important mastheads of the sector.



# LEGEND

## FLOODLIGHTS

from 20 to 147

								
101600 Qubo	101100 Flash	109000 Book	101000 Case	101700 Flamingo	102100 Coiny	101300 Twist	101200 City wall	101500 Zeus
.20	.42	.50	.52	.62	.70	.72	.76	.78
								
101400 Ring	101900 Nanospot	102200 Nanospot Steel	107000 Jet	101800 Lightbeam	108000 Laser			
.88	.114	.128	.138	.142	.144			


## IN-GROUND

from 150 to 257

								
207000 Terra	201000 Hydrofloor	206000 Hydrofloor invisita	202000 Hydroquadro	205000 Hydrofloor vetro	208000 Face-Up	209000 Hydrofloor Nano Linear	203000 Line	204000 Line vetro
.150	.176	.216	.222	.228	.230	.238	.248	.252


















## UNDERWATER

from 260 to 275

			
301000 Scuba	303000 Pool	305000 Dive	306000 Hydroflex Underwater
.260	.264	.268	.272


## WALL MOUNTING

from 278 to 401

								
401100 Wave	402600 Tech eva	403100 Nanowall	401000 Tech	401900 Tech steel	403200 Wallbox	402500 Tag	402800 Frame	401700 Eclipse
.278	.282	.286	.314	.325	.330	.340	.344	.352
								
401600 Surf	402100 Hydrocove	401800 Hydroflex	402900 Hydroflex Optics	403000 Line-B	402700 Grazer	402400 Horizon	406000 Target	
.364	.374	.376	.382	.384	.390	.392	.398	

**WALL-RECESSED**

from 404 to 433



<b>505000</b> Nanostep	<b>504000</b> Surf Recess	<b>503000</b> Line step	<b>502000</b> Step
<b>.404</b>	<b>.414</b>	<b>.420</b>	<b>.422</b>

**BOLLARDS**

from 436 to 479



<b>601800</b> Boulevard Mini	<b>609000</b> Boulevard	<b>601700</b> Sector	<b>601500</b> Promenade	<b>601900</b> Scout	<b>602300</b> Coiny	<b>602100</b> Tron	<b>601600</b> Periscope	<b>602200</b> Alder
<b>.436</b>	<b>.438</b>	<b>.446</b>	<b>.452</b>	<b>.456</b>	<b>.458</b>	<b>.462</b>	<b>.468</b>	<b>.474</b>

**DOWNLIGHTS**


from 482 to 527



<b>709000</b> Nano Downlight	<b>701400</b> Nano Linear Downlight	<b>708000</b> Tag 03	<b>701300</b> Cielo	<b>701100</b> Qubo Downlight	<b>701200</b> Cylinder	<b>707000</b> Tech steel 03
<b>.482</b>	<b>.488</b>	<b>.494</b>	<b>.496</b>	<b>.510</b>	<b>.518</b>	<b>.526</b>

**URBAN LIGHTS**

from 530 to 601



<b>809000</b> Plaza	<b>802000</b> City	<b>806000</b> Zeus Pole	<b>803000</b> Book pole-top	<b>807000</b> Ring Pole	<b>808000</b> Qubo Pole	<b>805000</b> Flash pole	<b>809900</b> Poles & accessories
<b>.530</b>	<b>.536</b>	<b>.546</b>	<b>.558</b>	<b>.562</b>	<b>.580</b>	<b>.584</b>	<b>.598</b>



# FLOODLIGHTS

<b>luminaire</b>	<b>lumen package</b>	<b>page</b>
101600 QUBO	145 - 5.265	20
101100 FLASH	650 - 4.980	42
109000 BOOK	1040 - 3.000	50
101000 CASE	104 - 4.900	52
101700 FLAMINGO	90 - 520	62
102100 COINY	375 - 410	70
101300 TWIST	270 - 2.464	72
101200 CITY WALL	3456 - 6.912	76
101500 ZEUS	710 - 5.516	78
101400 RING	145 - 10.200	88
101900 NANOSPOT	145 - 1.050	114
102200 NANOSPOT STEEL	145 - 735	128
107000 JET	139 - 943	138
101800 LIGHTBEAM	2.702 - 12.383	142
108000 LASER	400 - 4.800	144





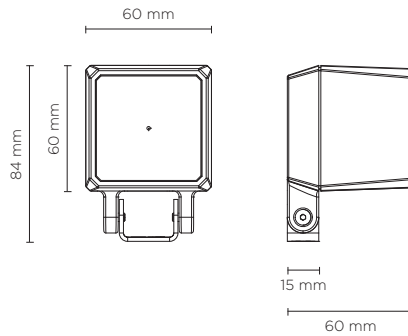


101601

# QUBO MICRO HP

Designed by  
NAVA + AROSIO

Floodlight for outdoor installation on a façade/wall, with U shape fixing bracket allowing vertical adjustment of +90° / -40°. Phospho-chromatised and polyester powder coated die-cast copper-free aluminium base and head, tempered safety glass, moulded silicone gaskets, with screws in stainless steel. Remote 24V DC power supply needed, with 1 x CREE "XHP35" LED. IP66 rating.



light source	light beam options	lumen output (lm)	lumin. efficacy (lm/w)
<b>3000°K warm-white</b>			
high-power led	4°	510	85.00
high-power led	10°	489	81.50
high-power led	28°	474	79.00
<b>4000°K neutral-white</b>			
high-power led	4°	520	86.67
high-power led	10°	499	83.17
high-power led	28°	484	80.67
<b>2700°K CCT</b> available on request			

**Finish color options:**

- Textured Grey RAL 9006
- Anthracite Grey RAL 7016
- Matt Black (on request)

**Technical features**



**Technical data**

Wattage	6 WATT
IP Rating	IP66
IK Rating	IK10
Material	High corrosion resistance die-cast copper-free aluminum body
Coating	Polyester powder coating with phosphochromating pre-finish
Light source	1 x CREE "XHP35" LED
Screws	Stainless steel
Remote driver	Constant voltage 24V DC
Gasket	Silicone rubber
Glass	Tempered
Power cable	1 mt. power cable included
Gross weight	0,70 Kg



## OTHER VIEW



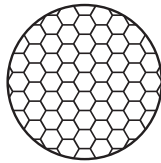
## OPTIONAL

AC044  
SPIKE

AC071  
HONEYCOMB LOUVER


AC075  
ANTI-GLARE VISOR

AC038  
TREE STRAP



### remote driver selection

brand	manufacturer code	type	watt	IP rate	numbers of fixtures
Meanwell	LPV-20-24	constant voltage 24V DC	20W	IP67	min 1 - max 3
Meanwell	LPV-35-24	constant voltage 24V DC	35W	IP67	min 1 - max 5
Meanwell	LPV-60-24	constant voltage 24V DC	60W	IP67	min 1 - max 9





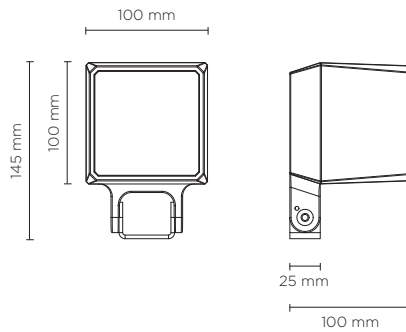


101602

# QUBO MINI COB

Designed by  
NAVA + AROSIO

Floodlight for outdoor installation on a façade/wall, with U shape fixing bracket allowing vertical adjustment of +90° / -40°. Phospho-chromatised and polyester powder coated die-cast copper-free aluminium base and head, tempered safety glass, moulded silicone gaskets, with screws in stainless steel. Built-in LED driver, with 1 COB CREE "CXB 1310" LED. IP66 rating.



light source	light beam options	lumen output (lm)	lumin. efficacy (lm/w)
<b>3000°K warm-white</b>			
cob led	14°	1.100	110
cob led	35°	1.060	106
cob led	55°	1.000	100
<b>4000°K neutral-white</b>			
cob led	14°	1.200	120
cob led	35°	1.140	114
cob led	55°	1.083	108
<b>2700°K CCT available on request</b>			

**Finish color options:**

- Textured Grey RAL 9006
- Anthracite Grey RAL 7016
- Matt Black (on request)

**Technical features**



**Available on request**



**Technical data**

Wattage	10 WATT
IP Rating	IP66
IK Rating	IK10
Material	High corrosion resistance die-cast copper-free aluminum body
Coating	Polyester powder coating with phosphochromating pre-finish
Light source	1 x COB CREE "CXB 1310" LED
Screws	Stainless steel
Transformer	Electrical power supply 220/240V 50/60Hz built-in
Gasket	Silicone rubber
Glass	Tempered
Power cable	1 mt. power cable included
Gross weight	1,30 Kg



## OTHER VIEW

---



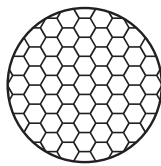
## OPTIONAL

---

AC044  
SPIKE




AC072  
HONEYCOMB LOUVER



AC076  
ANTI-GLARE VISOR



AC038  
TREE STRAP



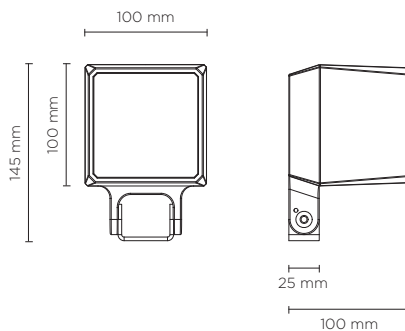


101605

## QUBO MINI HP

Designed by  
NAVA + AROSIO

Floodlight for outdoor installation on a façade/wall, with U shape fixing bracket allowing vertical adjustment of +90° / -40°. Phospho-chromatised and polyester powder coated die-cast copper-free aluminium base and head, tempered safety glass, moulded silicone gaskets, with screws in stainless steel. Built-in LED driver, with 1 x CREE "XHP35" LED. IP66 rating.



light source	light beam options	lumen output (lm)	lumin. efficacy (lm/w)
<b>3000°K warm-white</b>			
high-power led	4°	690	86.25
high-power led	10°	662	82.75
high-power led	28°	642	80.25
<b>4000°K neutral-white</b>			
high-power led	4°	703	87.88
high-power led	10°	676	84.50
high-power led	28°	656	82.00
<b>2700°K CCT</b> available on request			

### Finish color options:

- Textured Grey RAL 9006
- Anthracite Grey RAL 7016
- Matt Black (on request)

### Technical features



### Available on request



### Technical data

Wattage	8 WATT
IP Rating	IP66
IK Rating	IK10
Material	High corrosion resistance die-cast copper-free aluminum body
Coating	Polyester powder coating with phosphochromating pre-finish
Light source	1 x CREE "XHP35" LED
Screws	Stainless steel
Transformer	Electrical power supply 220/240V 50/60Hz built-in
Gasket	Silicone rubber
Glass	Tempered
Power cable	1 mt. power cable included
Gross weight	1,30 Kg



## OTHER VIEW

---



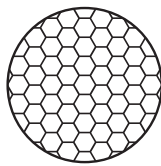
## OPTIONAL

---

AC044  
SPIKE




AC072  
HONEYCOMB LOUVER




AC076  
ANTI-GLARE VISOR



AC038  
TREE STRAP



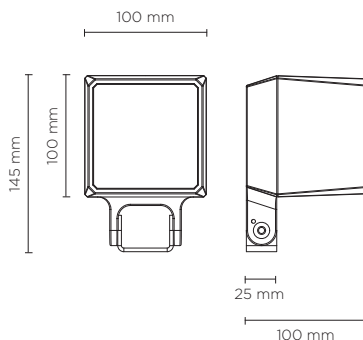


101605RGBW

# QUBO MINI DMX RGBW

Designed by  
NAVA + AROSIO

Floodlight for outdoor installation on a façade/wall, with U shape fixing bracket allowing vertical adjustment of +90° / -40°. Phospho-chromatised and polyester powder coated die-cast copper-free aluminium base and head, tempered safety glass, moulded silicone gaskets, with screws in stainless steel. Remote 24V DC power supply needed, DMX driver integrated; with 1 x CREE "XML" RGBW LED. IP66 rating.



light source	light beam options	lumen output (lm)	lumin. efficacy (lm/w)
<b>RGBW</b>			
high-power led	12°	160	35.55
high-power led	25°	152	33.78
high-power led	35°	145	32.23

#### Finish color options:

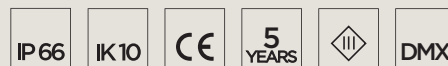
- Textured Grey  
RAL 9006
- Anthracite Grey  
RAL 7016
- Matt Black  
(on request)

#### DMX ACCESSORIES

#### CONTROLLERS, SPLITTERS, ETC...

To be defined together with puk technical department, according to project specifications and after providing installation details.

#### Technical features



#### Technical data

Wattage	4.5 WATT
IP Rating	IP66
IK Rating	IK10
Material	High corrosion resistance die-cast copper-free aluminum body
Coating	Polyester powder coating with phosphochromating pre-finish
Light source	1 x CREE "XML" COLOR RGBW LED
Screws	Stainless steel
DMX	DMX interface integrated
Remote driver	Constant voltage 24V DC remote driver needed
Gasket	Silicone rubber
Glass	Tempered
Power cable	1 mt. power cable included
DMX cable	DMX in & DMX out cables included
Gross weight	1,30 Kg

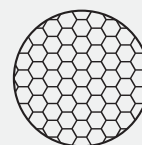
AC044  
SPIKE



AC076  
ANTI-GLARE VISOR



AC072  
HONEYCOMB LOUVER



AC038  
TREE STRAP





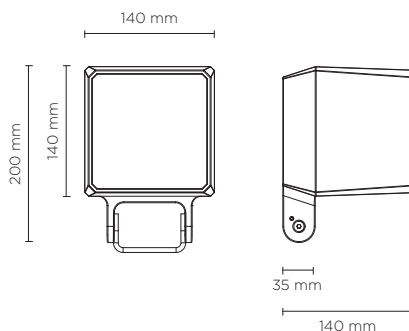


101603

## QUBO MEDIUM COB

Designed by  
NAVA + AROSIO

Floodlight for outdoor installation on a façade/wall, with U shape fixing bracket allowing vertical adjustment of +90° / -40°. Phospho-chromatised and polyester powder coated die-cast copper-free aluminium base and head, tempered safety glass, moulded silicone gaskets, with screws in stainless steel. Built-in LED driver, with 1 COB CREE "CXB 1512" LED. IP66 rating.



light source	light beam options	lumen output (lm)	lumin. efficacy (lm/w)
<b>3000°K warm-white</b>			
cob led	14°	1.900	118.75
cob led	35°	1.813	113.31
cob led	55°	1.722	107.62
<b>4000°K neutral-white</b>			
cob led	14°	2.000	125.00
cob led	35°	1.900	118.75
cob led	55°	1.805	112.81

**2700°K CCT** available on request

### Finish color options:

- Textured Grey RAL 9006
- Anthracite Grey RAL 7016
- Matt Black (on request)

### Technical features



### Available on request



### Technical data

Wattage	16 WATT
IP Rating	IP66
IK Rating	IK10
Material	High corrosion resistance die-cast copper-free aluminum body
Coating	Polyester powder coating with phosphochromating pre-finish
Light source	1 x COB CREE "CXB 1512" LED
Screws	Stainless steel
Transformer	Electrical power supply 220/240V 50/60Hz built-in
Gasket	Silicone rubber
Glass	Tempered
Power cable	1 mt. power cable included
Gross weight	3,10 Kg



## OTHER VIEW

---



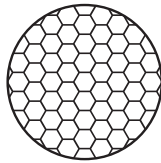
## OPTIONAL

---

AC044  
SPIKE



AC073  
HONEYCOMB LOUVER



AC077  
ANTI-GLARE VISOR




AC038  
TREE STRAP




## OPTIONAL

---

LUMINAIRE SUITABLE  
FOR POLE MOUNTING  
IN SINGLE OR MULTIPLE  
COMBINATIONS





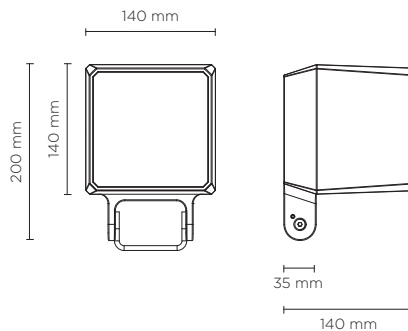


101606

# QUBO MEDIUM HP

Designed by  
NAVA + AROSIO

Floodlight for outdoor installation on a façade/wall, with U shape fixing bracket allowing vertical adjustment of +90° / -40°. Phospho-chromatised and polyester powder coated die-cast copper-free aluminium base and head, tempered safety glass, moulded silicone gaskets, with screws in stainless steel. Built-in LED driver, with 3 x CREE "XHP35" LED. IP66 rating.



light source	light beam options	lumen output (lm)	lumin. efficacy (lm/w)
<b>3000°K warm-white</b>			
high-power led	4°	2.050	102.50
high-power led	10°	2.000	100.00
high-power led	28°	1.950	97.50
<b>4000°K neutral-white</b>			
high-power led	4°	2.100	105.00
high-power led	10°	2.050	102.50
high-power led	28°	2.000	100.00
<b>2700°K CCT</b> available on request			

**Finish color options:**

- Textured Grey  
RAL 9006
- Anthracite Grey  
RAL 7016
- Matt Black  
(on request)

**Technical features**



**Available on request**



**Technical data**

Wattage	20 WATT
IP Rating	IP66
IK Rating	IK10
Material	High corrosion resistance die-cast copper-free aluminum body
Coating	Polyester powder coating with phosphochromating pre-finish
Light source	3 x CREE "XHP35" LED
Screws	Stainless steel
Transformer	Electrical power supply 220/240V 50/60Hz built-in
Gasket	Silicone rubber
Glass	Tempered
Power cable	1 mt. power cable included
Gross weight	3,10 Kg



## OTHER VIEW

---



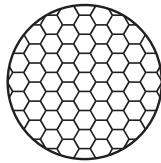
## OPTIONAL

---

AC044  
SPIKE



AC073  
HONEYCOMB LOUVER



AC077  
ANTI-GLARE VISOR




AC038  
TREE STRAP



## OPTIONAL

---

LUMINAIRE SUITABLE  
FOR POLE MOUNTING  
IN SINGLE OR MULTIPLE  
COMBINATIONS



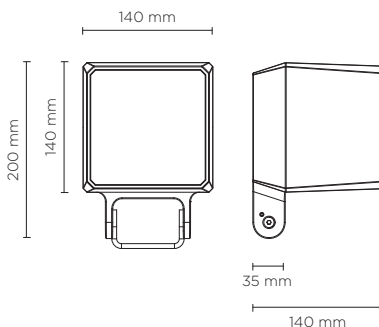


101606RGBW

## QUBO MEDIUM DMX RGBW

Designed by  
NAVA + AROSIO

Floodlight for outdoor installation on a façade/wall, with U shape fixing bracket allowing vertical adjustment of +90° / -40°. Phospho-chromatised and polyester powder coated die-cast copper-free aluminium base and head, tempered safety glass, moulded silicone gaskets, with screws in stainless steel. Built-in LED driver, DMX driver integrated; with 3 x CREE "XML" RGBW LED. IP66 rating.



light source	light beam options	lumen output (lm)	lumin. efficacy (lm/w)
<b>RGBW</b>			
high-power led	12°	480	34.28
high-power led	25°	468	33.43
high-power led	35°	457	32.65

### Finish color options:

-  Textured Grey RAL 9006
-  Anthracite Grey RAL 7016
-  Matt Black (on request)

### Technical features



### Available on request



### Technical data

Wattage	14 WATT
IP Rating	IP66
IK Rating	IK10
Material	High corrosion resistance die-cast copper-free aluminum body
Coating	Polyester powder coating with phosphochromating pre-finish
Light source	3 x CREE "XML" COLOR RGBW LED
Screws	Stainless steel
DMX	DMX interface integrated
Transformer	Electrical power supply 220/240V 50/60Hz built-in
Gasket	Silicone rubber
Glass	Tempered
Power cable	1 mt. power cable included
DMX cable	DMX in & DMX out cables included
Gross weight	3,10 Kg

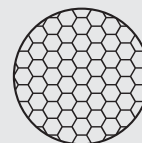
ACO44  
SPIKE



ACO77  
ANTI-GLARE VISOR



ACO73  
HONEYCOMB LOUVER



ACO38  
TREE STRAP



### DMX ACCESSORIES

### CONTROLLERS, SPLITTERS, ETC...

To be defined together with puk technical department, according to project specifications and after providing installation details.



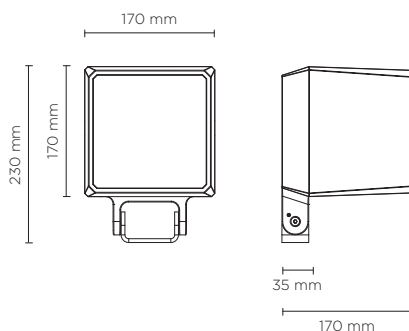


101604

## QUBO MAXI COB

Designed by  
NAVA + AROSIO

Floodlight for outdoor installation on a façade/wall, with U shape fixing bracket allowing vertical adjustment of +90° / -40°. Phospho-chromatised and polyester powder coated die-cast copper-free aluminium base and head, tempered safety glass, moulded silicone gaskets, with screws in stainless steel. Built-in LED driver, with 1 COB CREE "CXB 2540" LED. IP66 rating.



light source	light beam options	lumen output (lm)	lumin. efficacy (lm/w)
<b>3000°K warm-white</b>			
cob led	14°	4.950	117.85
cob led	35°	4.752	113.14
cob led	55°	4.560	108.57
<b>4000°K neutral-white</b>			
cob led	14°	5.265	125.36
cob led	35°	5.000	119.05
cob led	55°	4.770	113.57

**2700°K CCT** available on request

### Finish color options:

- Textured Grey RAL 9006
- Anthracite Grey RAL 7016
- Matt Black (on request)

### Technical features



### Available on request



### Technical data

Wattage	42 WATT
IP Rating	IP66
IK Rating	IK10
Material	High corrosion resistance die-cast copper-free aluminum body
Coating	Polyester powder coating with phosphochromating pre-finish
Light source	1 x COB CREE "CXB 2540" LED
Screws	Stainless steel
Transformer	Electrical power supply 220/240V 50/60Hz built-in
Gasket	Silicone rubber
Glass	Tempered
Power cable	1 mt. power cable included
Gross weight	4,50 Kg



## OTHER VIEW

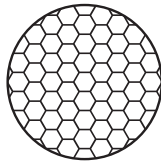


## OPTIONAL

AC044  
SPIKE



AC074  
HONEYCOMB LOUVER



AC078  
ANTI-GLARE VISOR




AC038  
TREE STRAP



## OPTIONAL

LUMINAIRE SUIVABLE  
FOR POLE MOUNTING  
IN SINGLE OR MULTIPLE  
COMBINATIONS



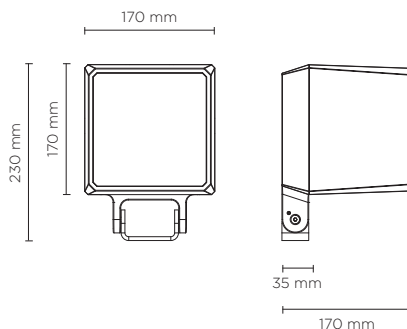


101607

# QUBO MAXI HP

Designed by  
NAVA + AROSIO

Floodlight for outdoor installation on a façade/wall, with U shape fixing bracket allowing vertical adjustment of +90° / -40°. Phospho-chromatised and polyester powder coated die-cast copper-free aluminium base and head, tempered safety glass, moulded silicone gaskets, with screws in stainless steel. Built-in LED driver, with 6 x CREE "XHP35" LED. IP66 rating.



light source	light beam options	lumen output (lm)	lumin. efficacy (lm/w)
<b>3000°K warm-white</b>			
high-power led	4°	4.300	113.15
high-power led	10°	4.260	112.10
high-power led	28°	4.210	110.79
<b>4000°K neutral-white</b>			
high-power led	4°	4.400	115.79
high-power led	10°	4.360	114.74
high-power led	28°	4.310	113.42
<b>2700°K CCT</b> available on request			

**Finish color options:**

- Textured Grey  
RAL 9006
- Anthracite Grey  
RAL 7016
- Matt Black  
(on request)

**Technical features**



**Available on request**



**Technical data**

Wattage	38 WATT
IP Rating	IP66
IK Rating	IK10
Material	High corrosion resistance die-cast copper-free aluminum body
Coating	Polyester powder coating with phosphochromating pre-finish
Light source	6 x CREE "XHP35" LED
Screws	Stainless steel
Transformer	Electrical power supply 220/240V 50/60Hz built-in
Gasket	Silicone rubber
Glass	Tempered
Power cable	1 mt. power cable included
Gross weight	4,50 Kg



**OTHER VIEW**

---



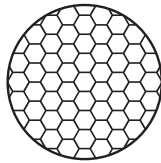
**OPTIONAL**

---

AC044  
SPIKE



AC074  
HONEYCOMB LOUVER



AC078  
ANTI-GLARE VISOR




AC038  
TREE STRAP



**OPTIONAL**

---

LUMINAIRE SUITABLE  
FOR POLE MOUNTING  
IN SINGLE OR MULTIPLE  
COMBINATIONS





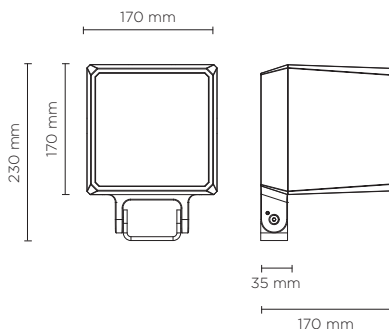


101607RGBW

# QUBO MAXI DMX RGBW

Designed by  
NAVA + AROSIO

Floodlight for outdoor installation on a façade/wall, with U shape fixing bracket allowing vertical adjustment of +90° / -40°. Phospho-chromatised and polyester powder coated die-cast copper-free aluminium base and head, tempered safety glass, moulded silicone gaskets, with screws in stainless steel. Built-in LED driver, DMX driver integrated; with 6 x CREE "XML" RGBW LED. IP66 rating.



light source	light beam options	lumen output (lm)	lumin. efficacy (lm/w)
<b>RGBW</b>			
high-power led	12°	1.000	35.71
high-power led	25°	992	35.43
high-power led	35°	981	35.04

### Finish color options:

- Textured Grey  
RAL 9006
- Anthracite Grey  
RAL 7016
- Matt Black  
(on request)

### Technical features



### Available on request



### Technical data

Wattage	28 WATT
IP Rating	IP66
IK Rating	IK10
Material	High corrosion resistance die-cast copper-free aluminum body
Coating	Polyester powder coating with phosphochromating pre-finish
Light source	6 x CREE "XML" COLOR RGBW LED
Screws	Stainless steel
DMX	DMX interface integrated
Transformer	Electrical power supply 220/240V 50/60Hz built-in
Gasket	Silicone rubber
Glass	Tempered
Power cable	1 mt. power cable included
DMX cable	DMX in & DMX out cables included
Gross weight	4,50 Kg

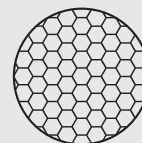
ACO44  
SPIKE



ACO78  
ANTI-GLARE VISOR



ACO74  
HONEYCOMB LOUVER



ACO38  
TREE STRAP



### DMX ACCESSORIES

### CONTROLLERS, SPLITTERS, ETC...

To be defined together with puk technical department, according to project specifications and after providing installation details.

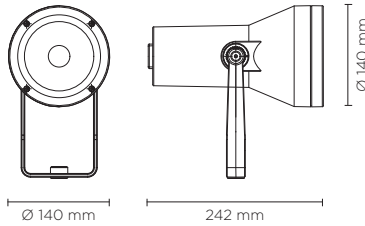




101101

# FLASH MEDIUM

Round floodlight for outdoor installation on a façade/wall. Phospho-chromatised and polyester powder coated die-cast copper-free aluminium body, tempered safety glass, moulded silicone gasket and stainless steel screws. Built-in LED driver 220-240V 50-60Hz, with 5 CREE XP-G3 high-power LED. IP65 rating.



light source	light beam options	lumen output (lm)	lumin. efficacy (lm/w)
<b>3000°K warm-white</b>			
high-power led	10°	720	90.00
high-power led	30°	684	85.50
high-power led	45°	650	81.25
<b>4000°K neutral-white</b>			
high-power led	10°	750	93.75
high-power led	30°	713	89.13
high-power led	45°	677	84.63
<b>2700°K CCT available on request</b>			

**Finish color options:**

- Textured Grey RAL 9006
- Anthracite Grey RAL 7016
- Matt Black (on request)

**Technical features**



**Available on request**



**Technical data**

Wattage	8 WATT
IP Rating	IP65
IK Rating	IK09
Material	High corrosion resistance die-cast copper-free aluminum body
Coating	Polyester powder coating with phosphochromating pre-finish
Light source	NR. 5 CREE "XP-G3" LED
Screws	Stainless steel
Transformer	Electronic power supply 220/240V 50/60Hz built-in
Gasket	Silicone rubber
Glass	Tempered
Cable gland	Double nickel-plated brass cable gland PG11
Power cable	1 mt. neoprene power cable included
Gross weight	2,60 Kg

AC-026 Anti-glare visor for hydroflash medium



Graduated stainless steel insert

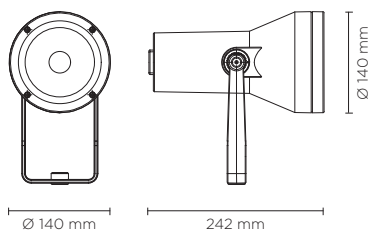




101102

## FLASH MEDIUM COB

Round floodlight for outdoor installation on a façade/wall. Phospho-chromatised and polyester powder coated die-cast copper-free aluminium body, tempered safety glass, moulded silicone gasket and stainless steel screws. Built-in LED driver 220-240V 50-60Hz, with 1 CREE CXA 1512 COB LED. IP65 rating.



light source	light beam options	lumen output (lm)	lumin. efficacy (lm/w)
<b>3000°K warm-white</b>			
cob led	35°	1.530	85.00
<b>4000°K neutral-white</b>			
cob led	35°	1.700	94.44
<b>2700°K CCT</b> available on request			

### Finish color options:



### Technical features



### Available on request



### Technical data

Wattage	18 WATT
IP Rating	IP65
IK Rating	IK09
Material	High corrosion resistance die-cast copper-free aluminum body
Coating	Polyester powder coating with phosphochromating pre-finish
Light source	NR. 1 CREE CXA 1512 LED
Screws	Stainless steel
Transformer	Electronic power supply 220/240V 50/60Hz built-in
Gasket	Silicone rubber
Glass	Tempered
Cable gland	Double nickel-plated brass cable gland PG11
Power cable	1 mt. neoprene power cable included
Gross weight	2,60 Kg

AC-026 Anti-glare visor for hydroflash medium



Graduated stainless steel insert

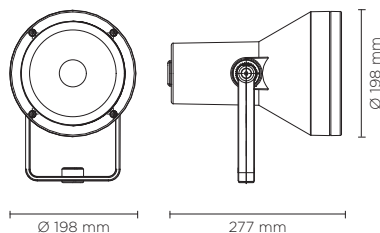




101103

## FLASH MAXI

Round floodlight for outdoor installation on a façade/wall. Phospho-chromatised and polyester powder coated die-cast copper-free aluminium body, tempered safety glass, moulded silicone gasket and stainless steel screws. Built-in LED driver 220-240V 50-60Hz, with 8 CREE XP-G3 high-power LED. IP65 rating.



light source	light beam options	lumen output (lm)	lumin. efficacy (lm/w)
<b>3000°K warm-white</b>			
high-power led	10°	1.152	96.00
high-power led	30°	1.095	91.25
high-power led	45°	1.040	86.67
<b>4000°K neutral-white</b>			
high-power led	10°	1.200	100.00
high-power led	30°	1.140	95.00
high-power led	45°	1.083	90.25

**2700°K CCT** available on request

### Finish color options:

- Textured Grey RAL 9006
- Anthracite Grey RAL 7016
- Matt Black (on request)

### Technical features



### Available on request



### Technical data

Wattage	12 WATT
IP Rating	IP65
IK Rating	IK09
Material	High corrosion resistance die-cast copper-free aluminum body
Coating	Polyester powder coating with phosphochromating pre-finish
Light source	NR. 8 CREE "XP-G3" LED
Screws	Stainless steel
Transformer	Electronic power supply 220/240V 50/60Hz built-in
Gasket	Silicone rubber
Glass	Tempered
Cable gland	Double nickel-plated brass cable gland PG11
Power cable	1 mt. neoprene power cable included
Gross weight	3,50 Kg

AC-027 Anti-glare visor for hydroflash medium



Graduated stainless steel insert



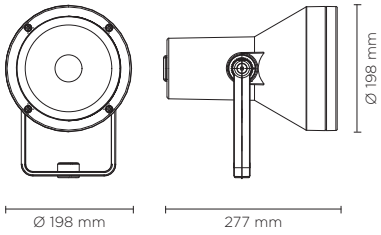




101104

# FLASH MAXI COB

Round floodlight for outdoor installation on a façade/wall. Phospho-chromatised and polyester powder coated die-cast copper-free aluminium body, tempered safety glass, moulded silicone gasket and stainless steel screws. Built-in LED driver 220-240V 50-60Hz, with 1 CREE CXB 2530 COB LED. IP65 rating.



light source	light beam options	lumen output (lm)	lumin. efficacy (lm/w)
<b>3000°K warm-white</b>			
cob led	35°	3.100	86.10
<b>4000°K neutral-white</b>			
cob led	35°	3.300	91.66
<b>2700°K CCT</b> available on request			

**Finish color options:**

- Textured Grey RAL 9006
- Anthracite Grey RAL 7016
- Matt Black (on request)

**Technical features**



**Available on request**



**Technical data**

Wattage	36 WATT
IP Rating	IP65
IK Rating	IK09
Material	High corrosion resistance die-cast copper-free aluminum body
Coating	Polyester powder coating with phosphochromating pre-finish
Light source	NR. 1 CREE CXB 2530 LED
Screws	Stainless steel
Transformer	Electronic power supply 220/240V 50/60Hz built-in
Gasket	Silicone rubber
Glass	Tempered
Cable gland	Double nickel-plated brass cable gland PG11
Power cable	1 mt. neoprene power cable included
Gross weight	3,50 Kg

AC-027 Anti-glare visor for hydroflash medium



Graduated stainless steel insert





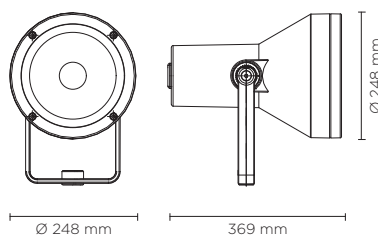




101105

# FLASH MEGA

Round floodlight for outdoor installation on a façade/wall. Phospho-chromatised and polyester powder coated die-cast copper-free aluminium body, tempered safety glass, moulded silicone gasket and stainless steel screws. Built-in LED driver 220-240V 50-60Hz, with 15 CREE XP-G2 high-power LED. IP65 rating.



light source	light beam options	lumen output (lm)	lumin. efficacy (lm/w)
<b>3000°K warm-white</b>			
high-power led	10°	2.160	98.18
high-power led	30°	2.052	93.27
high-power led	45°	1.949	88.60
<b>4000°K neutral-white</b>			
high-power led	10°	2.250	102.28
high-power led	30°	2.137	97.14
high-power led	45°	2.030	92.27
<b>2700°K CCT available on request</b>			

**Finish color options:**

- Textured Grey RAL 9006
- Anthracite Grey RAL 7016
- Matt Black (on request)

**Technical features**



**Available on request**



**Technical data**

Wattage	22 WATT
IP Rating	IP65
IK Rating	IK09
Material	High corrosion resistance die-cast copper-free aluminum body
Coating	Polyester powder coating with phosphochromating pre-finish
Light source	NR. 15 CREE "XP-G2" LED
Screws	Stainless steel
Transformer	Electronic power supply 220/240V 50/60Hz built-in
Gasket	Silicone rubber
Glass	Tempered
Cable gland	Double nickel-plated brass cable gland PG11
Power cable	1 mt. neoprene power cable included
Gross weight	5,00 Kg

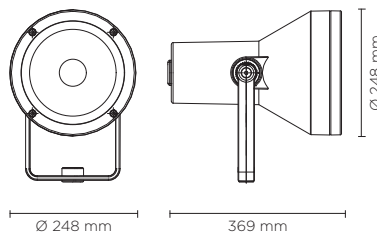




101106

## FLASH MEGA COB

Round floodlight for outdoor installation on a façade/wall. Phospho-chromatised and polyester powder coated die-cast copper-free aluminium body, tempered safety glass, moulded silicone gasket and stainless steel screws. Built-in LED driver 220-240V 50-60Hz, with 1 CREE CXB 3070 COB LED. IP65 rating.



light source	light beam options	lumen output (lm)	lumin. efficacy (lm/w)
<b>3000°K warm-white</b>			
cob led	35°	4.730	86.00
<b>4000°K neutral-white</b>			
cob led	35°	4.980	90.54
<b>2700°K CCT</b> available on request			

### Finish color options:

- Textured Grey  
RAL 9006
- Anthracite Grey  
RAL 7016
- Matt Black  
(on request)

### Technical features



### Available on request



### Technical data

Wattage	55 WATT
IP Rating	IP65
IK Rating	IK09
Material	High corrosion resistance die-cast copper-free aluminium body
Coating	Polyester powder coating with phosphochromating pre-finish
Light source	NR. 1 CREE CXB 3070 COB LED
Screws	Stainless steel
Transformer	Electronic power supply 220/240V 50/60Hz built-in
Gasket	Silicone rubber
Glass	Tempered
Cable gland	Double nickel-plated brass cable gland PG11
Power cable	1 mt. neoprene power cable included
Gross weight	5,00 Kg

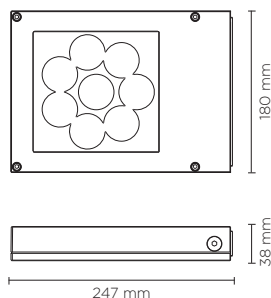




109001

## BOOK MEDIUM

Square floodlight for outdoor installation on a façade/wall. Phospho-chromatised and polyester powder coated die-cast copper-free aluminium body, tempered safety glass, moulded silicone gasket and stainless steel screws. Built-in LED driver 220-240V 50-60Hz, with 8 CREE XP-G3 LED. IP65 rating.



light source	light beam options	lumen output (lm)	lumin. efficacy (lm/w)
<b>3000°K warm-white</b>			
high-power led	10°	1.152	96.00
high-power led	30°	1.095	91.25
high-power led	45°	1.040	86.67
<b>4000°K neutral-white</b>			
high-power led	10°	1.200	100.00
high-power led	30°	1.140	95.00
high-power led	45°	1.083	90.25
<b>2700°K CCT</b> available on request			

### Finish color options:

- Textured Grey RAL 9006
- Anthracite Grey RAL 7016
- Matt Black (on request)


### Technical features



### Technical data

Wattage	12 WATT
IP Rating	IP65
IK Rating	IK08
Material	High corrosion resistance die-cast copper-free aluminum body
Coating	Polyester powder coating with phosphochromating pre-finish
Light source	NR. 8 CREE "XP-G3" LED
Screws	Stainless steel
Transformer	Electronic power supply 220/240V 50/60Hz built-in
Gasket	Silicone rubber
Glass	Tempered
Cable gland	Double nickel-plated brass cable gland PG9
Power cable	1 mt. neoprene power cable included
Gross weight	2,50 Kg

### SHORT FIXING BRACKET

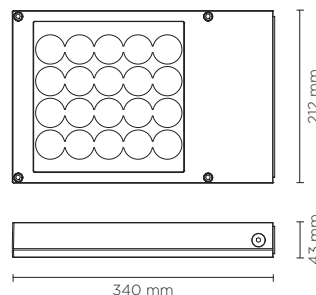




109002

## BOOK MAXI

Square floodlight for outdoor installation on a façade/wall. Phospho-chromatised and polyester powder coated die-cast copper-free aluminium body, tempered safety glass, moulded silicone gasket and stainless steel screws. Built-in LED driver 220-240V 50-60Hz, with 20 CREE XP-G3 LED. IP65 rating.



light source	light beam options	lumen output (lm)	lumin. efficacy (lm/w)
<b>3000°K warm-white</b>			
high-power led	10°	2.880	96.00
high-power led	30°	2.736	91.20
high-power led	45°	2.600	86.67
<b>4000°K neutral-white</b>			
high-power led	10°	3.000	100.00
high-power led	30°	2.850	95.00
high-power led	45°	2.708	90.26
<b>2700°K CCT</b> available on request			

### Finish color options:

- Textured Grey RAL 9006
- Anthracite Grey RAL 7016
- Matt Black (on request)

### Technical features




### Available on request



### Technical data

Wattage	30 WATT
IP Rating	IP65
IK Rating	IK08
Material	High corrosion resistance die-cast copper-free aluminum body
Coating	Polyester powder coating with phosphocromating pre-finish
Light source	NR. 20 CREE "XP-G3" LED
Screws	Stainless steel
Transformer	Electronic power supply 220/240V 50/60Hz built-in
Gasket	Silicone rubber
Glass	Tempered
Cable gland	Double nickel-plated brass cable gland PG9
Power cable	1 mt. neoprene power cable included
Gross weight	2,80 Kg

### SHORT FIXING BRACKET




### MEDIUM FIXING BRACKET



**BOTH included in the standard package**

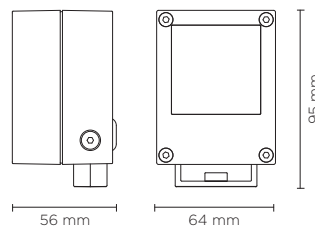




101001

## CASE MICRO

Square small floodlight for outdoor installation on a façade/wall. Phospho-chromatised and polyester powder coated die-cast copper-free aluminium body, tempered safety glass, moulded silicone gasket and stainless steel screws. Built-in LED driver 220-240V 50-60Hz, with 1 CREE XP-G3 LED. IP65 rating.



light source	light beam options	lumen output (lm)	lumin. efficacy (lm/w)
<b>3000°K warm-white</b>			
high-power led	10°	115	115.00
high-power led	30°	110	110.00
high-power led	45°	104	104.00
<b>4000°K neutral-white</b>			
high-power led	10°	120	120.00
high-power led	30°	114	114.00
high-power led	45°	109	109.00
<b>2700°K CCT</b> available on request			

### Finish color options:

- Textured Grey RAL 9006
- Anthracite Grey RAL 7016
- Matt Black (on request)

### Technical features



### Technical data


Wattage	1 WATT
IP Rating	IP65
IK Rating	IK08
Material	High corrosion resistance die-cast copper-free aluminum body
Coating	Polyester powder coating with phosphochromating pre-finish
Light source	NR. 1 x 1W CREE "XP-G3" LED
Screws	Stainless steel
Transformer	Electronic power supply 220/240V 50/60Hz built-in
Gasket	Silicone rubber
Glass	Tempered
Cable gland	Nickel-plated brass cable gland PG9
Power cable	1 mt. neoprene power cable included
Gross weight	0,55 Kg

101002 - with EXTENDED FIXING BRACKET OPTION



AC001 EARTH SPIKE

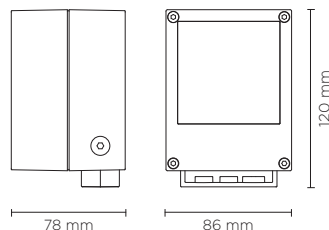




101003

## CASE MINI

Square small floodlight for outdoor installation on a façade/wall. Phospho-chromatised and polyester powder coated die-cast copper-free aluminium body, tempered safety glass, moulded silicone gasket and stainless steel screws. Built-in LED driver 220-240V 50-60Hz, with 3 CREE XP-G3 LED. IP65 rating.



light source*	light beam options	lumen output (lm)	lumin. efficacy (lm/w)
<b>3000°K warm-white</b>			
high-power led	10°	346	115.33
high-power led	30°	329	109.66
high-power led	45°	312	104.00
<b>4000°K neutral-white</b>			
high-power led	10°	360	120.00
high-power led	30°	342	114.00
high-power led	45°	325	108.33
<b>2700°K CCT</b> available on request			

### Finish color options:

- Textured Grey RAL 9006
- Anthracite Grey RAL 7016
- Matt Black (on request)

### Technical features



### Technical data


Wattage	3 WATT
IP Rating	IP65
IK Rating	IK08
Material	High corrosion resistance die-cast copper-free aluminum body
Coating	Polyester powder coating with phosphochromating pre-finish
Light source	NR. 3 x 1W CREE "XP-G3" LED
Screws	Stainless steel
Transformer	Electronic power supply 220/240V 50/60Hz built-in
Gasket	Silicone rubber
Glass	Tempered
Cable gland	Nickel-plated brass cable gland PG9
Power cable	1 mt. neoprene power cable included
Gross weight	0,80 Kg

101004 - with EXTENDED FIXING BRACKET OPTION



AC001 EARTH SPIKE



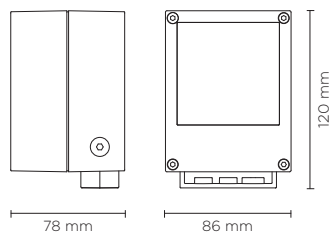


101012M

## CASE MINI GU10

Square small floodlight for outdoor installation on a façade/wall.

Phospho-chromatised and polyester powder coated die-cast copper-free aluminium body, tempered safety glass, moulded silicone gasket and stainless steel screws. GU10 LED / halogen. IP65 rating.



light source	light color	light beam options
GU10 LED / HALOGEN	SEE BULB FEATURES	SEE BULB FEATURES

### Finish color options:

 Textured Grey RAL 9006	 Anthracite Grey RAL 7016	 Matt Black (on request)
--	---	--

### Technical features



### Technical data

Wattage	50 WATT MAX
IP Rating	IP65
IK Rating	IK08
Material	High corrosion resistance die-cast copper-free aluminum body
Coating	Polyester powder coating with phosphochromating pre-finish
Light source	GU10 base, MAX 50W
Screws	Stainless steel
Gasket	Silicone rubber
Glass	Tempered
Cable gland	Nickel-plated brass cable gland PG9
Power cable	1 mt. neoprene power cable included
Gross weight	0,80 Kg

101004 - LED, 101013M - GU 10 with EXTENDED FIXING BRACKET OPTION



AC001 EARTH SPIKE



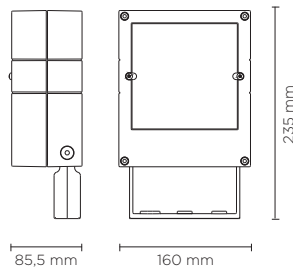


101006

## CASE MEDIUM

Square floodlight for outdoor installation on a façade/wall. Phospho-chromatised and polyester powder coated die-cast copper-free aluminium body, tempered safety glass, moulded silicone gasket and stainless steel screws.

Built-in LED driver 220-240V 50-60Hz, with 5 CREE XP-G3 LED. IP65 rating.



light source	light beam options	lumen output (lm)	lumin. efficacy (lm/w)
--------------	--------------------	-------------------	------------------------

### 3000°K warm-white

high-power led	10°	720	90.00
high-power led	30°	684	85.50
high-power led	45°	650	81.25

### 4000°K neutral-white

high-power led	10°	750	93.75
high-power led	30°	713	89.13
high-power led	45°	677	84.63

2700°K CCT available on request

### Finish color options:

Textured Grey RAL 9006
  Anthracite Grey RAL 7016
  Matt Black (on request)

### Technical features



### Available on request



### Technical data

Wattage	8 WATT
IP Rating	IP65
IK Rating	IK08
Material	High corrosion resistance die-cast copper-free aluminum body
Coating	Polyester powder coating with phosphochromating pre-finish
Light source	NR. 5 x 1.5W CREE "XP-G3" LED
Screws	Stainless steel
Transformer	Electronic power supply 220/240V 50/60Hz built-in
Gasket	Silicone rubber
Glass	Tempered
Cable gland	Double nickel-plated brass cable gland PG11
Power cable	1 mt. neoprene power cable included
Gross weight	2,00 Kg

SHORT FIXING BRACKET




MEDIUM FIXING BRACKET




**BOTH included in the standard package**

101007 - EXTENDED FIXING BRACKET OPTION





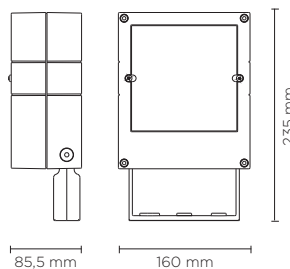


101006RGBW

## CASE MEDIUM DMX RGBW

Square floodlight for outdoor installation on a façade/wall. Phospho-chromatised and polyester powder coated die-cast copper-free aluminium body, tempered safety glass, moulded silicone gasket and stainless steel screws.

Built-in LED driver, DMX driver integrated; with 3 x CREE "XML" RGBW LED. IP65 rating.



### DMX ACCESSORIES

### CONTROLLERS, SPLITTERS, ETC...

To be defined together with puk technical department, according to project specifications and after providing installation details.

light source*	light beam options	lumen output (lm)	lumin. efficacy (lm/w)
<b>RGBW</b>			
high-power led	12°	480	34.28
high-power led	25°	468	33.43
high-power led	35°	457	32.65

### Finish color options:

- Textured Grey  
RAL 9006
- Anthracite Grey  
RAL 7016
- Matt Black  
(on request)

### Technical features



### Available on request



### Technical data

Wattage	14 WATT
IP Rating	IP65
IK Rating	IK08
Material	High corrosion resistance die-cast copper-free aluminum body
Coating	Polyester powder coating with phosphochromating pre-finish
Light source	3 x CREE "XML" COLOR RGBW LED
Screws	Stainless steel
DMX	DMX interface integrated
Transformer	Electrical power supply 220/240V 50/60Hz built-in
Gasket	Silicone rubber
Glass	Tempered
Power cable	1 mt. power cable included
DMX cable	DMX IN cable included
Gross weight	2,00 Kg

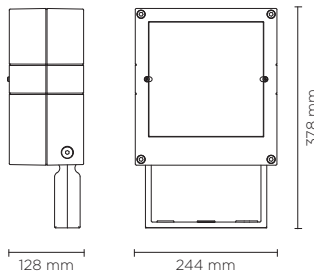


101008

## CASE MAXI

Square floodlight for outdoor installation on a façade/wall. Phospho-chromatised and polyester powder coated die-cast copper-free aluminium body, tempered safety glass, moulded silicone gasket and stainless steel screws.

Built-in LED driver 220-240V 50-60Hz, with 8 CREE XP-G3 LED. IP65 rating.



light source*	light beam options	lumen output (lm)	lumin. efficacy (lm/w)
<b>3000°K warm-white</b>			
high-power led	10°	1.152	96.00
high-power led	30°	1.095	91.25
high-power led	45°	1.040	86.67
<b>4000°K neutral-white</b>			
high-power led	10°	1.200	100.00
high-power led	30°	1.140	95.00
high-power led	45°	1.083	90.25

**2700°K CCT** available on request

### Finish color options:

- Textured Grey RAL 9006
- Anthracite Grey RAL 7016
- Matt Black (on request)

### Technical features



### Available on request



### Technical data

Wattage	12 WATT
IP Rating	IP65
IK Rating	IK08
Material	High corrosion resistance die-cast copper-free aluminum body
Coating	Polyester powder coating with phosphochromating pre-finish
Light source	NR. 8 x 1.5W CREE "XP-G3" LED
Screws	Stainless steel
Transformer	Electronic power supply 220/240V 50/60Hz built-in
Gasket	Silicone rubber
Glass	Tempered
Cable gland	Double nickel-plated brass cable gland PG11
Power cable	1 mt. neoprene power cable included
Gross weight	5,00 Kg

SHORT FIXING BRACKET





MEDIUM FIXING BRACKET



**BOTH included in the standard package**

101009 - EXTENDED FIXING BRACKET OPTION



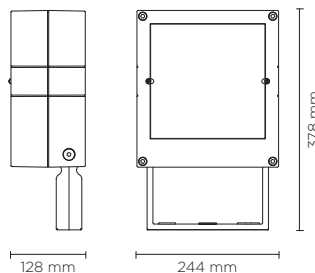


101008RGBW

## CASE MAXI DMX RGBW

Square floodlight for outdoor installation on a façade/wall. Phospho-chromatised and polyester powder coated die-cast copper-free aluminium body, tempered safety glass, moulded silicone gasket and stainless steel screws.

Built-in LED driver, DMX driver integrated; with 6 x CREE "XML" RGBW LED. IP65 rating.



### DMX ACCESSORIES CONTROLLERS, SPLITTERS, ETC...

To be defined together with puk technical department, according to project specifications and after providing installation details.

light source*	light beam options	lumen output (lm)	lumin. efficacy (lm/w)
<b>RGBW</b>			
high-power led	12°	1.000	35.71
high-power led	25°	992	35.43
high-power led	35°	981	35.04

### Finish color options:

Textured Grey  
RAL 9006

Anthracite Grey  
RAL 7016

Matt Black  
(on request)

### Technical features



### Available on request



### Technical data

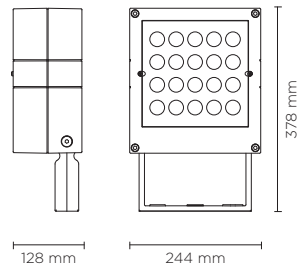
Wattage	28 WATT
IP Rating	IP66
IK Rating	IK08
Material	High corrosion resistance die-cast copper-free aluminum body
Coating	Polyester powder coating with phosphochromating pre-finish
Light source	6 x CREE "XML" COLOR RGBW LED
Screws	Stainless steel
DMX	DMX interface integrated
Transformer	Electrical power supply 220/240V 50/60Hz built-in
Gasket	Silicone rubber
Glass	Tempered
Power cable	1 mt. power cable included
DMX cable	DMX IN cable included
Gross weight	5,00 Kg



101014

# CASE MAXI-20

Square floodlight for outdoor installation on a façade/wall. Phospho-chromatised and polyester powder coated die-cast copper-free aluminium body, tempered safety glass, moulded silicone gasket and stainless steel screws. Built-in LED driver 220-240V 50-60Hz, with 20 CREE XP-G3 LED. IP65 rating.



light source*	light beam options	lumen output (lm)	lumin. efficacy (lm/w)
<b>3000°K warm-white</b>			
high-power led	10°	2.880	96.00
high-power led	30°	2.736	91.20
high-power led	45°	2.600	86.67
<b>4000°K neutral-white</b>			
high-power led	10°	3.000	100.00
high-power led	30°	2.850	95.00
high-power led	45°	2.708	90.26
<b>2700°K CCT available on request</b>			

**Finish color options:**

- Textured Grey RAL 9006
- Anthracite Grey RAL 7016
- Matt Black (on request)

**Technical features**



**Available on request**



**Technical data**

Wattage	30 WATT
IP Rating	IP65
IK Rating	IK08
Material	High corrosion resistance die-cast copper-free aluminum body
Coating	Polyester powder coating with phosphochromating pre-finish
Light source	NR. 20 x 1.5W CREE "XP-G3" LED
Screws	Stainless steel
Transformer	Electronic power supply 220/240V 50/60Hz built-in
Gasket	Silicone rubber
Glass	Tempered
Cable gland	Double nickel-plated brass cable gland PG11
Power cable	1 mt. neoprene power cable included
Gross weight	5,50 Kg

SHORT FIXING BRACKET



MEDIUM FIXING BRACKET



**BOTH included in the standard package**

101009 - EXTENDED FIXING BRACKET OPTION


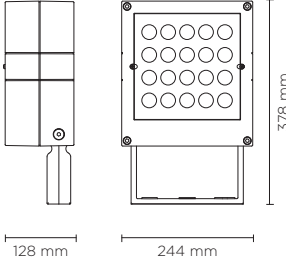




101016

# CASE MAXI-20 PRO

Square floodlight for outdoor installation on a façade/wall. Phospho-chromatised and polyester powder coated die-cast copper-free aluminium body, tempered safety glass, moulded silicone gasket and stainless steel screws. Built-in LED driver 220-240V 50-60Hz, with 20 CREE XP-L LED. IP65 rating.



light source*	light beam options	lumen output (lm)	lumin. efficacy (lm/w)
<b>3000°K warm-white</b>			
high-power led	10°	4.900	98.00
high-power led	30°	4.650	93.00
high-power led	45°	4.420	88.40

\* Other light colors available on request: Neutral-White

**Finish color options:**

- Textured Grey RAL 9006
- Anthracite Grey RAL 7016
- Matt Black (on request)

**Technical features**



**Technical data**

Wattage	50 WATT
IP Rating	IP65
IK Rating	IK08
Material	High corrosion resistance die-cast copper-free aluminum body
Coating	Polyester powder coating with phosphochromating pre-finish
Light source	NR. 20 CREE "XP-L" LED
Screws	Stainless steel
Transformer	Electronic power supply 220/240V 50/60Hz built-in
Gasket	Silicone rubber
Glass	Tempered
Cable gland	Double nickel-plated brass cable gland PG11
Power cable	1 mt. neoprene power cable included
Gross weight	5,20 Kg

SHORT FIXING BRACKET






MEDIUM FIXING BRACKET



**BOTH included in the standard package**

EXTENDED FIXING BRACKET OPTION





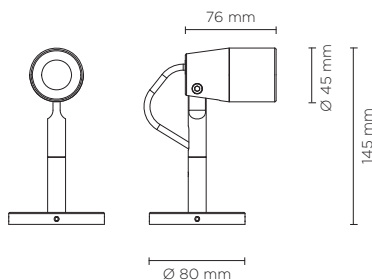








101701

# FLAMINGO MICRO

Designed by  
NAVA + AROSIO

Diam. 45 mm micro-projector for external use, ideal to light bushes, flowerbed and gardens in general. Body made in turned and anodized aluminum. In horizontal axis it can be oriented up to 30° down and up to 90° up. Remote 24V DC driver needed, with 1 x CREE "XPG2" LED. IP66 rating.



light source	light beam options	lumen output (lm)	lumin. efficacy (lm/w)
<b>3000°K warm-white</b>			
high-power led	 8°	100	50.00
high-power led	 20°	95	47.50
high-power led	 40°	90	45.00
<b>4000°K neutral-white</b>			
high-power led	 8°	105	52.50
high-power led	 20°	100	50.00
high-power led	 40°	95	47.50

**2700°K CCT** available on request

**Finish color options:**

 Matt Black

## Technical features



## Technical data

Wattage	2 WATT
IP Rating	IP66
IK Rating	IK08
Material	Turned and hard anodized aluminum
Light source	1 x CREE "XPG2" LED
Screws	Stainless steel
Remote driver	Constant voltage 24V DC
Gasket	Silicone rubber
Glass	Tempered
Power cable	1,5 mt. power cable included
Gross weight	1,70 Kg

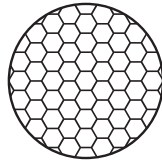


## OPTIONAL

AC044  
SPIKE



AC066  
HONEYCOMB LOUVER



AC038  
TREE STRAP



### remote driver selection

brand	manufacturer code	type	watt	IP rate	numbers of fixtures
Meanwell	LPV-20-24	constant voltage 24V DC	20W	IP67	min 1 - max 3
Meanwell	LPV-35-24	constant voltage 24V DC	35W	IP67	min 1 - max 5
Meanwell	LPV-60-24	constant voltage 24V DC	60W	IP67	min 1 - max 9



AC068

PIPE L 300 mm

Extension pipe length 300 mm made in anodized aluminum.

AC069

PIPE L 600 mm

Extension pipe length 600 mm made in anodized aluminum.

AC070

PIPE L 900 mm

Extension pipe length 900 mm made in anodized aluminum.









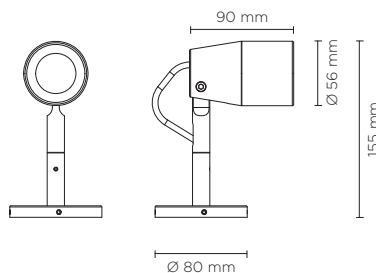


101702

# FLAMINGO MINI

Designed by  
NAVA + AROSIO

Diam. 56 mm micro-projector for external use, ideal to light bushes, flowerbed and gardens in general. Body made in turned and anodized aluminum. In horizontal axis it can be oriented up to 30° down and up to 90° up. Remote 24V DC driver needed, with 1 x CREE "XHP35" LED. IP66 rating.



light source	light beam options	lumen output (lm)	lumin. efficacy (lm/w)
<b>3000°K warm-white</b>			
high-power led	4°	510	85.00
high-power led	10°	489	81.50
high-power led	28°	474	79.00
<b>4000°K neutral-white</b>			
high-power led	4°	520	86.67
high-power led	10°	499	83.17
high-power led	28°	484	80.67
<b>2700°K CCT</b> available on request			

#### Finish color options:

■ Matt Black

#### Technical features



#### Technical data

Wattage	6 WATT
IP Rating	IP66
IK Rating	IK08
Material	Turned and hard anodized aluminum
Light source	1 x CREE "XHP35" LED
Screws	Stainless steel
Remote driver	Constant voltage 24V DC
Gasket	Silicone rubber
Glass	Tempered
Power cable	1,5 mt. power cable included
Gross weight	1,80 Kg

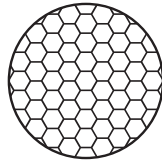


## OPTIONAL

AC044  
SPIKE



AC067  
HONEYCOMB LOUVER



AC038  
TREE STRAP



### remote driver selection

brand	manufacturer code	type	watt	IP rate	numbers of fixtures
Meanwell	LPV-20-24	constant voltage 24V DC	20W	IP67	min 1 - max 3
Meanwell	LPV-35-24	constant voltage 24V DC	35W	IP67	min 1 - max 5
Meanwell	LPV-60-24	constant voltage 24V DC	60W	IP67	min 1 - max 9



AC068

PIPE L 300 mm

Extension pipe length 300 mm made in anodized aluminum.

AC069

PIPE L 600 mm


Extension pipe length 600 mm made in anodized aluminum.

AC070

PIPE L 900 mm

Extension pipe length 900 mm made in anodized aluminum.





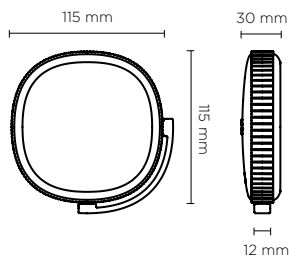




102101

# COINY

Projector for outdoor installation on a façade/wall. Phospho-chromatised and polyester powder coated die-cast copper-free aluminium, tempered safety glass, moulded silicone gasket and stainless steel screws. With 1 direct 220-240V LUMENS "EDC 38C" COB LED. IP66 rating.



light source	light beam options	lumen output (lm)	lumin. efficacy (lm/w)
<b>3000°K warm-white</b>			
cob led	18°	400	50.00
cob led	36°	390	48.75
cob led	60°	375	46.88
<b>4000°K neutral-white</b>			
cob led	18°	410	51.25
cob led	36°	400	50.00
cob led	60°	385	48.13

**2700°K CCT** available on request

**Finish color options:**

- Textured Grey RAL 9006
- Anthracite Grey RAL 7016
- Matt Black (on request)

**Technical features**



**Technical data**

Wattage	8 WATT
IP Rating	IP66
IK Rating	IK08
Material	high corrosion resistance die-cast copper-free aluminum body
Coating	polyester powder coating with phosphochromating pre-finish
Light source	1 x LUMENS "EDC 38C" COB LED
Screws	Stainless steel
Transformer	Electrical power supply 220/240V 50/60Hz built-in
Gasket	Silicone rubber
Glass	Tempered
Power cable	1 mt. power cable included
Gross weight	1,20 Kg

AC010  
HONEYCOMB  
LOUVER



AC044  
SPIKE



AC111  
VISOR







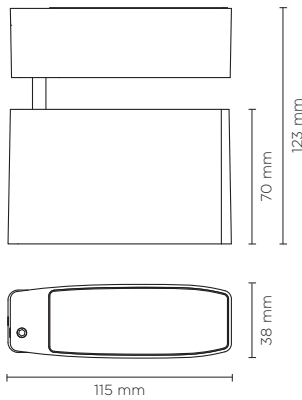


101301

# TWIST MICRO

Designed by  
PAOLO VILLA

Floodlight for outdoor installation on a façade/wall, with special articulated joint with spheres, allowing endless positions of the fixture head. Phospho-chromatised and polyester powder coated die-cast copper-free aluminium base and head, tempered safety glass, moulded silicone gaskets and o-rings, with non-visible screws in stainless steel. Special optics with "invisa-light" technology. Built-in LED driver, with 2 CREE XP-G2 LED. IP65 rating.



AC037  
EARTH SPIKE

light source	light beam options	lumen output (lm)	lumin. efficacy (lm/w)
<b>3000°K warm-white</b>			
high-power led	18°	280	62.22
high-power led	36°	270	60.00
<b>4000°K neutral-white</b>			
high-power led	18°	308	68.44
high-power led	36°	292	64.88

**Finish color options:**


- Textured Grey  
RAL 9006
- Anthracite Grey  
RAL 7016
- Matt Black  
(on request)

**Technical features**



**Technical data**

Wattage	4,5 WATT
IP Rating	IP65
IK Rating	IK08
Material	High corrosion resistance die-cast copper-free aluminum body
Coating	Polyester powder coating with phosphochromating pre-finish
Light source	NR. 2 CREE "XP-G2" LED
Screws	Stainless steel
Transformer	Electronic power supply 220/240V 50/60Hz built-in
Optics	Special optics with "invisa-light" technology
Gasket	Silicone rubber
Glass	Tempered
Cable seal	M12 rubber grommet Rutaseal® in EPDM
Power cable	1 mt. neoprene power cable included
Gross weight	1,00 Kg



endless fixture head positions

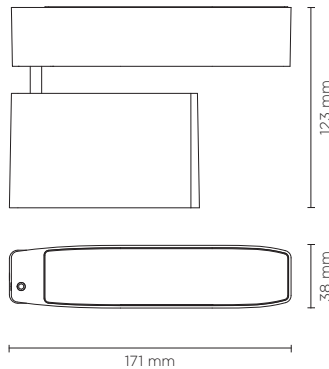


101302

# TWIST MINI

Designed by  
PAOLO VILLA

Floodlight for outdoor installation on a façade/wall, with special articulated joint with spheres, allowing endless positions of the fixture head. Phosphochromatised and polyester powder coated die-cast copper-free aluminium base and head, tempered safety glass, moulded silicone gaskets and o-rings, with non-visible screws in stainless steel. Special optics with "invisa-light" technology. Built-in LED driver, with 4 CREE XP-G2 LED. IP65 rating.



**AC037**  
EARTH SPIKE

light source	light beam options	lumen output (lm)	lumin. efficacy (lm/w)
<b>3000°K warm-white</b>			
high-power led	18°	560	80.00
high-power led	36°	540	77.14
<b>4000°K neutral-white</b>			
high-power led	18°	616	88.00
high-power led	36°	584	83.43

**Finish color options:**

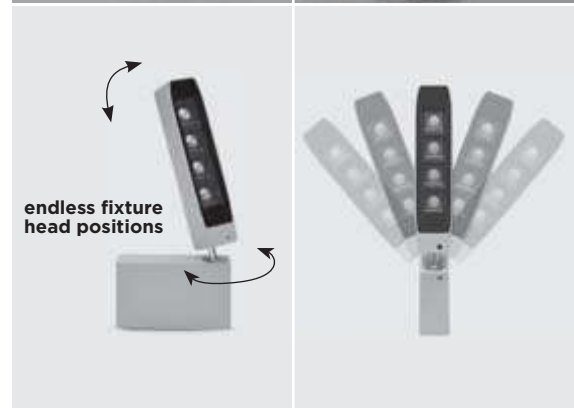
- Textured Grey  
RAL 9006
- Anthracite Grey  
RAL 7016
- Matt Black  
(on request)

**Technical features**



**Technical data**

Wattage	7 WATT
IP Rating	IP65
IK Rating	IK08
Material	High corrosion resistance die-cast copper-free aluminum body
Coating	Polyester powder coating with phosphochromating pre-finish
Light source	NR. 4 CREE "XP-G2" LED
Screws	Stainless steel
Transformer	Electronic power supply 220/240V 50/60Hz built-in
Optics	Special optics with "invisa-light" technology
Gasket	Silicone rubber
Glass	Tempered
Cable seal	M12 rubber grommet Rutaseal® in EPDM
Power cable	1 mt. neoprene power cable included
Gross weight	1,20 Kg



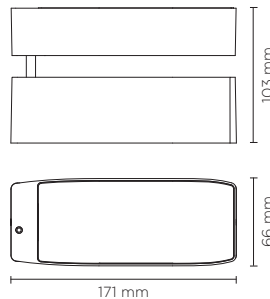


101303

# TWIST MEDIUM

Designed by  
PAOLO VILLA

Floodlight for outdoor installation on a façade/wall, with special articulated joint with spheres, allowing endless positions of the fixture head. Phospho-chromatised and polyester powder coated die-cast copper-free aluminium base and head, tempered safety glass, moulded silicone gaskets and o-rings, with non-visible screws in stainless steel. Special optics with “invisa-light” technology. Built-in LED driver, with 8 CREE XP-G2 LED. IP65 rating.



AC037  
EARTH SPIKE

light source	light beam options	lumen output (lm)	lumin. efficacy (lm/w)
<b>3000°K warm-white</b>			
high-power led	18°	1.120	80.00
high-power led	36°	1.080	77.14
<b>4000°K neutral-white</b>			
high-power led	18°	1.232	88.00
high-power led	36°	1.168	83.43

**Finish color options:**

- Textured Grey RAL 9006
- Anthracite Grey RAL 7016
- Matt Black (on request)

**Technical features**



**Available on request**




**Technical data**

Wattage	14 WATT
IP Rating	IP65
IK Rating	IK08
Material	High corrosion resistance die-cast copper-free aluminum body
Coating	Polyester powder coating with phosphochromating pre-finish
Light source	NR. 8 CREE “XP-G2” LED
Screws	Stainless steel
Transformer	Electronic power supply 220/240V 50/60Hz built-in
Optics	Special optics with “invisa-light” technology
Gasket	Silicone rubber
Glass	Tempered
Cable seal	M12 rubber grommet Rutaseal® in EPDM
Power cable	1 mt. neoprene power cable included
Gross weight	1,80 Kg



**endless fixture head positions**



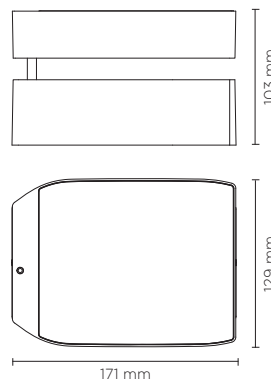


101304

# TWIST MAXI

Designed by  
PAOLO VILLA



Floodlight for outdoor installation on a façade/wall, with special articulated joint with spheres, allowing endless positions of the fixture head. Phospho-chromatised and polyester powder coated die-cast copper-free aluminium base and head, tempered safety glass, moulded silicone gaskets and o-rings, with non-visible screws in stainless steel. Special optics with “invisa-light” technology. Built-in LED driver, with 16 CREE XP-G2 LED. IP65 rating.





AC037  
EARTH SPIKE

light source	light beam options	lumen output (lm)	lumin. efficacy (lm/w)
--------------	--------------------	-------------------	------------------------

### 3000°K warm-white

high-power led	 18°	2.240	82.96
high-power led	 36°	2.160	80.00

### 4000°K neutral-white

high-power led	 18°	2.464	91.26
high-power led	 36°	2.336	86.52

### Finish color options:



### Technical features



### Available on request



### Technical data

Wattage	27 WATT
IP Rating	IP65
IK Rating	IK08
Material	High corrosion resistance die-cast copper-free aluminum body
Coating	Polyester powder coating with phosphochromating pre-finish
Light source	NR. 16 CREE “XP-G2” LED
Screws	Stainless steel
Transformer	Electronic power supply 220/240V 50/60Hz built-in
Optics	Special optics with “invisa-light” technology
Gasket	Silicone rubber
Glass	Tempered
Cable seal	M12 rubber grommet Rutaseal® in EPDM
Power cable	1 mt. neoprene power cable included
Gross weight	2,50 Kg



### endless fixture head positions

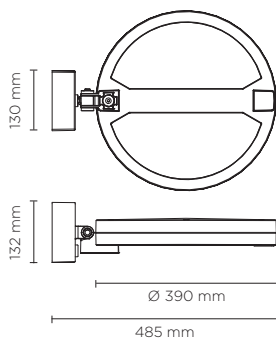






101201

## CITY WALL 12+12

Round wall mounted luminaire for outdoor installation, with downward asymmetric light distribution. Phospho-chromatised and polyester powder coated die-cast copper-free aluminium body, tempered safety glass, moulded silicone gasket and stainless steel screws. Built-in LED driver/s, with 24 CREE XP-G3 LED. IP66 rating.



light source	light beam options	lumen output (lm)	lumin. efficacy (lm/w)
<b>3000°K warm-white</b>			
high-power led	 Cycle route pedestrian	3.456	96.00
high-power led	 Street	3.456	96.00

### Finish color options:

-  Textured Grey RAL 9006
-  Anthracite Grey RAL 7016
-  Matt Black (on request)

### Technical features





### Available on request



### Technical data

Wattage	36 WATT
IP Rating	IP66
IK Rating	IK09
Material	High corrosion resistance die-cast copper-free aluminium body
Coating	Polyester powder coating with phosphochromating pre-finish
Light source	NR. 24 x 1.5W CREE "XP-G3" LED
Screws	Stainless steel
Transformer	Electronic power supply 220/240V 50/60Hz built-in
Gasket	Silicone rubber
Glass	Tempered
Power cable	3 mt. neoprene power cable included
Gross weight	6,50 Kg



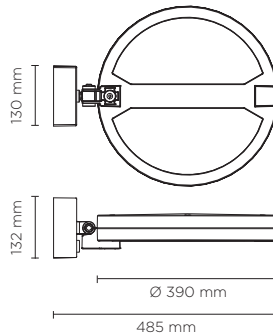






101202

## CITY WALL 24+24

Round wall mounted luminaire for outdoor installation, with downward asymmetric light distribution. Phospho-chromatised and polyester powder coated die-cast copper-free aluminium body, tempered safety glass, moulded silicone gasket and stainless steel screws. Built-in LED driver/s, with 48 CREE XP-G3 LED. IP66 rating.



light source	light beam options	lumen output (lm)	lumin. efficacy (lm/w)
<b>3000°K warm-white</b>			
high-power led	 Cycle route pedestrian	6.192	96.00
high-power led	 Street	6.192	96.00

### Finish color options:

-  Textured Grey  
RAL 9006
-  Anthracite Grey  
RAL 7016
-  Matt Black  
(on request)

### Technical features



### Available on request



### Technical data

Wattage	72 WATT
IP Rating	IP66
IK Rating	IK09
Material	High corrosion resistance die-cast copper-free aluminum body
Coating	Polyester powder coating with phosphochromating pre-finish
Light source	NR. 48 x 1.5W CREE "XP-G3" LED
Screws	Stainless steel
Transformer	Electronic power supply 220/240V 50/60Hz built-in
Gasket	Silicone rubber
Glass	Tempered
Power cable	3 mt. neoprene power cable included
Gross weight	6,50 Kg

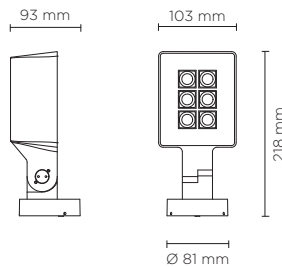




101501

## ZEUS MINI

Floodlight for outdoor installation on a façade/wall, with 355° swivel base and allowing horizontal adjustment of +90° / -40°. Phospho-chromatised and polyester powder coated die-cast copper-free aluminium base and head, tempered safety glass, moulded silicone gaskets and o-rings, with screws in stainless steel. Swivel joint with graduated scale and mechanical aiming lock. Built-in LED driver, with 4 CREE "XP-G2" LED. IP66 rating.



light source*	light beam options	lumen output (lm)	lumin. efficacy (lm/w)
<b>3000°K warm-white</b>			
high-power led	15°	768	96.00
high-power led	35°	745	93.13
high-power led	55°	710	88.75
<b>4000°K neutral-white</b>			
high-power led	15°	788	98.50
high-power led	35°	765	95.63
high-power led	55°	730	91.25

### Finish color options:

- Textured Grey RAL 9006
- Anthracite Grey RAL 7016
- Matt Black (on request)

### Technical features



### Technical data

Wattage	8 WATT
IP Rating	IP66
IK Rating	IK09
Material	High corrosion resistance die-cast copper-free aluminum body
Coating	Polyester powder coating with phosphochromating pre-finish
Light source	4 CREE "XP-G2" LED
Screws	Stainless steel
Transformer	Electrical power supply 220/240V 50/60Hz built-in
Gasket	Silicone rubber
Glass	Tempered
Cable gland	M16 rubber grommet
Power cable	1 mt. power cable included
Gross weight	1,50 Kg



### AC085 - POLE PLATE

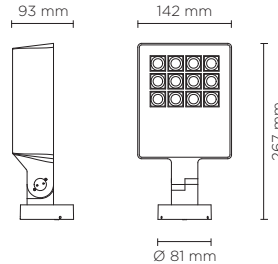
Pole plate for pole mounting of all Zeus models, suitable to be used with poles diam. min 76 mm and diam. max 120 mm. Can be positioned on various staggered levels or on a single level, with the same pole. Made in phospho-chromatised and polyester powder coated dia-cast copper-free aluminum material, mouled silicone gaskets and screws in stainless steel.



101502

# ZEUS MEDIUM

Floodlight for outdoor installation on a façade/wall, with 355° swivel base and allowing horizontal adjustment of +90° / -40°. Phospho-chromatised and polyester powder coated die-cast copper-free aluminium base and head, tempered safety glass, moulded silicone gaskets and o-rings, with screws in stainless steel. Swivel joint with graduated scale and mechanical aiming lock. Built-in LED driver, with 12 CREE “XP-G2” LED. IP66 rating.



light source*	light beam options	lumen output (lm)	lumin. efficacy (lm/w)
<b>3000°K warm-white</b>			
high-power led	15°	1.920	96.00
high-power led	35°	1.862	93.13
high-power led	55°	1.775	88.75
<b>4000°K neutral-white</b>			
high-power led	15°	1.970	98.50
high-power led	35°	1.913	95.63
high-power led	55°	1.825	91.25

**Finish color options:**

- Textured Grey RAL 9006
- Anthracite Grey RAL 7016
- Matt Black (on request)

**Technical features**



**Available on request**



**Technical data**

Wattage	20 WATT
IP Rating	IP66
IK Rating	IK09
Material	High corrosion resistance die-cast copper-free aluminum body
Coating	Polyester powder coating with phosphochromating pre-finish
Light source	12 CREE “XP-G2” LED
Screws	Stainless steel
Transformer	Electrical power supply 220/240V 50/60Hz built-in
Gasket	Silicone rubber
Glass	Tempered
Cable gland	M16 rubber grommet
Power cable	1 mt. power cable included
Gross weight	2,20 Kg



**AC085 - POLE PLATE**  
 Pole plate for pole mounting of all Zeus models, suitable to be used with poles diam. min 76 mm and diam. max 120 mm. Can be positioned on various staggered levels or on a single level, with the same pole. Made in phospho-chromatised and polyester powder coated dia-cast copper-free aluminum material, mouled silicone gaskets and screws in stainless steel.



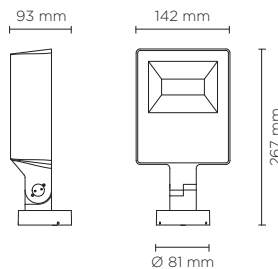


101505

## ZEUS MEDIUM SYMM

Floodlight for outdoor installation on a façade/wall, with 355° swivel base and allowing horizontal adjustment of +90° / -40°.

Phospho-chromatised and polyester powder coated die-cast copper-free aluminium base and head, tempered safety glass, moulded silicone gaskets and o-rings, with screws in stainless steel. Symmetrical wide light distribution. Swivel joint with graduated scale and mechanical aiming lock. Built-in LED driver, with 56 x mid-power SAMSUNG 2835 LED. IP66 rating.



light source*	light beam options	lumen output (lm)	lumin. efficacy (lm/w)
<b>3000°K warm-white</b>			
mid-power led	110°	1.510	75.50
<b>4000°K neutral-white</b>			
mid-power led	110°	1.560	78.00

### Finish color options:

- Textured Grey RAL 9006
- Anthracite Grey RAL 7016
- Matt Black (on request)

### Technical features



### Available on request



### Technical data

Wattage	20 WATT
IP Rating	IP66
IK Rating	IK09
Material	High corrosion resistance die-cast copper-free aluminum body
Coating	Polyester powder coating with phosphochromating pre-finish
Light source	56 x mid-power SAMSUNG 2835 LED
Screws	Stainless steel
Transformer	Electrical power supply 220/240V 50/60Hz built-in
Gasket	Silicone rubber
Glass	Tempered
Cable gland	M16 rubber grommet
Power cable	1 mt. power cable included
Gross weight	2,20 Kg



### AC085 - POLE PLATE

Pole plate for pole mounting of all Zeus models, suitable to be used with poles diam. min 76 mm and diam. max 120 mm. Can be positioned on various staggered levels or on a single level, with the same pole. Made in phospho-chromatised and polyester powder coated dia-cast copper-free aluminum material, moulded silicone gaskets and screws in stainless steel.

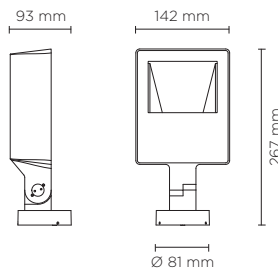


101506

## ZEUS MEDIUM ASYMM

Floodlight for outdoor installation on a façade/wall, with 355° swivel base and allowing horizontal adjustment of +90° / -40°.

Phospho-chromatised and polyester powder coated die-cast copper-free aluminium base and head, tempered safety glass, moulded silicone gaskets and o-rings, with screws in stainless steel. Symmetrical wide light distribution. Swivel joint with graduated scale and mechanical aiming lock. Built-in LED driver, with 56 x mid-power SAMSUNG 2835 LED. IP66 rating.



light source*	light beam options	lumen output (lm)	lumin. efficacy (lm/w)
<b>3000°K warm-white</b>			
mid-power led	110°x70°	1.560	78.00
<b>4000°K neutral-white</b>			
mid-power led	110°x70°	1.610	80.50

### Finish color options:

Textured Grey  
RAL 9006

Anthracite Grey  
RAL 7016

Matt Black  
(on request)

### Technical features



### Available on request



### Technical data

Wattage	20 WATT
IP Rating	IP66
IK Rating	IK09
Material	High corrosion resistance die-cast copper-free aluminum body
Coating	Polyester powder coating with phosphochromating pre-finish
Light source	56 x mid-power SAMSUNG 2835 LED
Screws	Stainless steel
Transformer	Electrical power supply 220/240V 50/60Hz built-in
Gasket	Silicone rubber
Glass	Tempered
Cable gland	M16 rubber grommet
Power cable	1 mt. power cable included
Gross weight	2,20 Kg



### AC085 - POLE PLATE

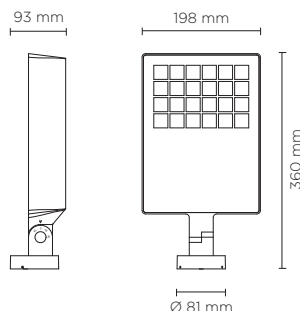
Pole plate for pole mounting of all Zeus models, suitable to be used with poles diam. min 76 mm and diam. max 120 mm. Can be positioned on various staggered levels or on a single level, with the same pole. Made in phospho-chromatised and polyester powder coated dia-cast copper-free aluminum material, moulded silicone gaskets and screws in stainless steel.



101503

## ZEUS MAXI

Floodlight for outdoor installation on a façade/wall, with 355° swivel base and allowing horizontal adjustment of +90° / -40°. Phospho-chromatised and polyester powder coated die-cast copper-free aluminium base and head, tempered safety glass, moulded silicone gaskets and o-rings, with screws in stainless steel. Swivel joint with graduated scale and mechanical aiming lock. Built-in LED driver, with 24 CREE "XP-G2" LED. IP66 rating.



light source*	light beam options	lumen output (lm)	lumin. efficacy (lm/w)
<b>3000°K warm-white</b>			
high-power led	15°	3.648	96.00
high-power led	35°	3.539	93.13
high-power led	55°	3.372	88.75
<b>4000°K neutral-white</b>			
high-power led	15°	3.743	98.50
high-power led	35°	3.634	95.63
high-power led	55°	3.468	91.25

### Finish color options:

Textured Grey  
RAL 9006

Anthracite Grey  
RAL 7016

Matt Black  
(on request)

### Technical features



### Available on request



### Technical data

Wattage	38 WATT
IP Rating	IP66
IK Rating	IK09
Material	High corrosion resistance die-cast copper-free aluminum body
Coating	Polyester powder coating with phosphochromating pre-finish
Light source	24 CREE "XP-G2" LED
Screws	Stainless steel
Transformer	Electrical power supply 220/240V 50/60Hz built-in
Gasket	Silicone rubber
Glass	Tempered
Cable gland	M16 rubber grommet
Power cable	1 mt. power cable included
Gross weight	3,50 Kg



### AC085 - POLE PLATE

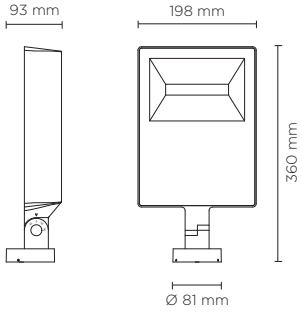
Pole plate for pole mounting of all Zeus models, suitable to be used with poles diam. min 76 mm and diam. max 120 mm. Can be positioned on various staggered levels or on a single level, with the same pole. Made in phospho-chromatised and polyester powder coated dia-cast copper-free aluminum material, moulded silicone gaskets and screws in stainless steel.



101507

# ZEUS MAXI SYMM

Floodlight for outdoor installation on a façade/wall, with 355° swivel base and allowing horizontal adjustment of +90° / -40°. Phospho-chromatised and polyester powder coated die-cast copper-free aluminium base and head, tempered safety glass, moulded silicone gaskets and o-rings, with screws in stainless steel. Symmetrical wide light distribution. Swivel joint with graduated scale and mechanical aiming lock. Built-in LED driver, with 120 x mid-power SAMSUNG 2835 LED. IP66 rating.



light source*	light beam options	lumen output (lm)	lumin. efficacy (lm/w)
<b>3000°K warm-white</b>			
mid-power led	110°	3.900	92.86
<b>4000°K neutral-white</b>			
mid-power led	110°	3.940	93.80

**Finish color options:**

- Textured Grey RAL 9006
- Anthracite Grey RAL 7016
- Matt Black (on request)

**Technical features**



**Available on request**



**Technical data**

Wattage	42 WATT
IP Rating	IP66
IK Rating	IK09
Material	High corrosion resistance die-cast copper-free aluminum body
Coating	Polyester powder coating with phosphochromating pre-finish
Light source	120 x mid-power SAMSUNG 2835 LED
Screws	Stainless steel
Transformer	Electrical power supply 220/240V 50/60Hz built-in
Gasket	Silicone rubber
Glass	Tempered
Cable gland	M16 rubber grommet
Power cable	1 mt. power cable included
Gross weight	3,50 Kg



**AC085 - POLE PLATE**  
 Pole plate for pole mounting of all Zeus models, suitable to be used with poles diam. min 76 mm and diam. max 120 mm. Can be positioned on various staggered levels or on a single level, with the same pole. Made in phospho-chromatised and polyester powder coated dia-cast copper-free aluminum material, moulded silicone gaskets and screws in stainless steel.



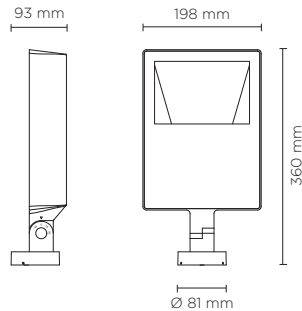




101508

# ZEUS MAXI ASYMM

Floodlight for outdoor installation on a façade/wall, with 355° swivel base and allowing horizontal adjustment of +90° / -40°. Phospho-chromatised and polyester powder coated die-cast copper-free aluminium base and head, tempered safety glass, moulded silicone gaskets and o-rings, with screws in stainless steel. Asymmetrical wide light distribution. Swivel joint with graduated scale and mechanical aiming lock. Built-in LED driver, with 120 x mid-power SAMSUNG 2835 LED. IP66 rating.



light source*	light beam options	lumen output (lm)	lumin. efficacy (lm/w)
<b>3000°K warm-white</b>			
mid-power led	110°x70°	2.995	71.31
<b>4000°K neutral-white</b>			
mid-power led	110°x70°	3.010	71.67

**Finish color options:**

- Textured Grey  
RAL 9006
- Anthracite Grey  
RAL 7016
- Matt Black  
(on request)

**Technical features**

IP66

IK09

CE

5  
YEARS


**Available on request**

1-10V

DALI

**Technical data**

Wattage	42 WATT
IP Rating	IP66
IK Rating	IK09
Material	High corrosion resistance die-cast copper-free aluminum body
Coating	Polyester powder coating with phosphochromating pre-finish
Light source	120 x mid-power SAMSUNG 2835 LED
Screws	Stainless steel
Transformer	Electrical power supply 220/240V 50/60Hz built-in
Gasket	Silicone rubber
Glass	Tempered
Cable gland	M16 rubber grommet
Power cable	1 mt. power cable included
Gross weight	3,50 Kg



**AC085 - POLE PLATE**

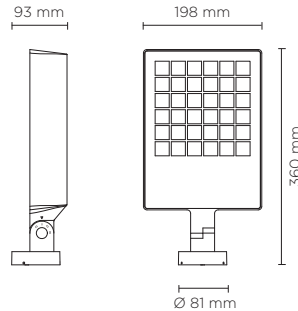
Pole plate for pole mounting of all Zeus models, suitable to be used with poles diam. min 76 mm and diam. max 120 mm. Can be positioned on various staggered levels or on a single level, with the same pole. Made in phospho-chromatised and polyester powder coated dia-cast copper-free aluminum material, moulded silicone gaskets and screws in stainless steel.



101504

# ZEUS MEGA

Floodlight for outdoor installation on a façade/wall, with 355° swivel base and allowing horizontal adjustment of +90° / -40°. Phospho-chromatised and polyester powder coated die-cast copper-free aluminium base and head, tempered safety glass, moulded silicone gaskets and o-rings, with screws in stainless steel. Swivel joint with graduated scale and mechanical aiming lock. Built-in LED driver, with 36 CREE “XP-G2” LED. IP66 rating.



light source*	light beam options	lumen output (lm)	lumin. efficacy (lm/w)
<b>3000°K warm-white</b>			
high-power led	15°	5.376	96.00
high-power led	35°	5.216	93.13
high-power led	55°	4.970	88.75
<b>4000°K neutral-white</b>			
high-power led	15°	5.516	98.50
high-power led	35°	5.355	95.63
high-power led	55°	5.110	91.25

**Finish color options:**

- Textured Grey RAL 9006
- Anthracite Grey RAL 7016
- Matt Black (on request)

**Technical features**

IP 66

IK 09

CE

5 YEARS

⊕

**Available on request**

1-10V

DALI

**Technical data**

Wattage	56 WATT
IP Rating	IP66
IK Rating	IK09
Material	High corrosion resistance die-cast copper-free aluminum body
Coating	Polyester powder coating with phosphochromating pre-finish
Light source	36 CREE “XP-G2” LED
Screws	Stainless steel
Transformer	Electrical power supply 220/240V 50/60Hz built-in
Gasket	Silicone rubber
Glass	Tempered
Cable gland	M16 rubber grommet
Power cable	1 mt. power cable included
Gross weight	3,50 Kg



**AC085 - POLE PLATE**  
 Pole plate for pole mounting of all Zeus models, suitable to be used with poles diam. min 76 mm and diam. max 120 mm. Can be positioned on various staggered levels or on a single level, with the same pole. Made in phospho-chromatised and polyester powder coated dia-cast copper-free aluminum material, moulded silicone gaskets and screws in stainless steel.



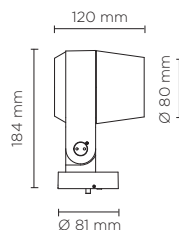


101401

# RING MINI

Designed by  
NAVA + AROSIO

Floodlight for outdoor installation on a façade/wall, with 355° swivel base and allowing horizontal adjustment of +90° / -40°. Phospho-chromatised and polyester powder coated die-cast copper-free aluminium base and head, tempered safety glass, moulded silicone gaskets and o-rings, with screws in stainless steel. Swivel joint with graduated scale and mechanical aiming lock. Built-in LED driver, with 1 COB CREE "CXB 1310" LED. IP66 rating.



light source	light beam options	lumen output (lm)	lumin. efficacy (lm/w)
<b>3000°K warm-white</b>			
cob led	14°	1.100	110
cob led	35°	1.060	106
cob led	55°	1.000	100
<b>4000°K neutral-white</b>			
cob led	14°	1.200	120
cob led	35°	1.140	114
cob led	55°	1.083	108

**2700°K CCT** available on request

**Finish color options:**

- Textured Grey  
RAL 9006
- Anthracite Grey  
RAL 7016
- Matt Black  
(on request)

**Technical features**



**Available on request**



**Technical data**

Wattage	10 WATT
IP Rating	IP66
IK Rating	IK10
Material	High corrosion resistance die-cast copper-free aluminum body
Coating	Polyester powder coating with phosphocromating pre-finish
Light source	NR. 1 COB CREE "CXB 1310" LED
Screws	Stainless steel
Transformer	Electronic power supply 220/240V 50/60Hz built-in
Gasket	Silicone rubber
Glass	Tempered
Cable gland	M16 rubber grommet
Power cable	1 mt. power cable included
Gross weight	1,50 Kg

## OTHER VIEW

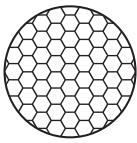


## OPTIONAL

AC044  
SPIKE



AC048  
HONEYCOMB  
LOUVER



AC038  
TREE STRAP  
FOR RING SERIES



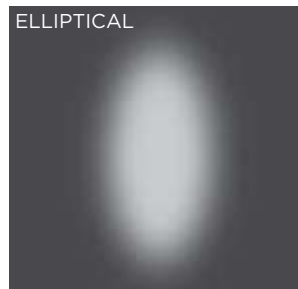
AC045  
ANTI-GLARE  
VISOR



## OPTIONAL LIGHT DISTRIBUTIONS

These optional light distributions are obtained with special glass diffusers, product must be ordered as per light distribution requirement and these optics are not interchangeable

ELLIPTICAL



PRISMATIC



## OPTIONAL

LUMINAIRE SUITABLE FOR POLE MOUNTING  
IN SINGLE OR MULTIPLE COMBINATIONS

AC085 - POLE PLATE

Pole plate for pole mounting of all Ring models, suitable to be used with poles diam. min 76 mm and diam. max 120 mm. Can be positioned on various staggered levels or on a single level, with the same pole. Made in phosphochromatised and polyester powder coated dia-cast copper-free aluminum material, moulded silicone gaskets and screws in stainless steel.



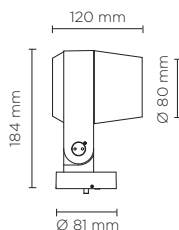


101404

# RING MINI HP

Designed by  
NAVA + AROSIO

Floodlight for outdoor installation on a façade/wall, with 355° swivel base and allowing horizontal adjustment of +90° / -40°. Phospho-chromatised and polyester powder coated die-cast copper-free aluminium base and head, tempered safety glass, moulded silicone gaskets and o-rings, with screws in stainless steel. Swivel joint with graduated scale and mechanical aiming lock. Built-in LED driver, with 1 x CREE "XHP35" LED. IP66 rating.



light source	light beam options	lumen output (lm)	lumin. efficacy (lm/w)
<b>3000°K warm-white</b>			
high-power led	4°	690	86.25
high-power led	10°	662	82.75
high-power led	28°	642	80.25
<b>4000°K neutral-white</b>			
high-power led	4°	703	87.88
high-power led	10°	676	84.50
high-power led	28°	656	82.00

**2700°K CCT** available on request

**Finish color options:**

- Textured Grey RAL 9006
- Anthracite Grey RAL 7016
- Matt Black (on request)

**Technical features**



**Available on request**



**Technical data**

Wattage	8 WATT
IP Rating	IP66
IK Rating	IK10
Material	High corrosion resistance die-cast copper-free aluminum body
Coating	Polyester powder coating with phosphochromating pre-finish
Light source	1 x CREE "XHP35" LED
Screws	Stainless steel
Transformer	Electronic power supply 220/240V 50/60Hz built-in
Gasket	Silicone rubber
Glass	Tempered
Power cable	1 mt. power cable included
Gross weight	1,50 Kg

## OTHER VIEW

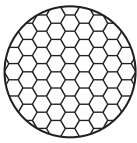


## OPTIONAL

AC044  
SPIKE



AC048  
HONEYCOMB  
LOUVER



AC038  
TREE STRAP  
FOR RING SERIES



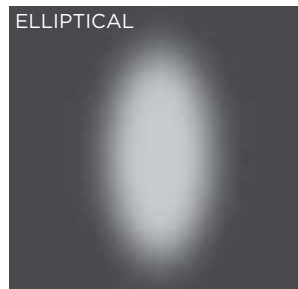
AC045  
ANTI-GLARE  
VISOR



## OPTIONAL LIGHT DISTRIBUTIONS

These optional light distributions are obtained with special glass diffusers, product must be ordered as per light distribution requirement and these optics are not interchangeable

ELLIPTICAL



PRISMATIC




## OPTIONAL

LUMINAIRE SUITABLE FOR POLE MOUNTING  
IN SINGLE OR MULTIPLE COMBINATIONS

AC085 - POLE PLATE

Pole plate for pole mounting of all Ring models, suitable to be used with poles diam. min 76 mm and diam. max 120 mm. Can be positioned on various staggered levels or on a single level, with the same pole. Made in phosphochromatised and polyester powder coated dia-cast copper-free aluminum material, moulded silicone gaskets and screws in stainless steel.





RING MINI



RING MEDIUM



RING MAXI



RING MEGA

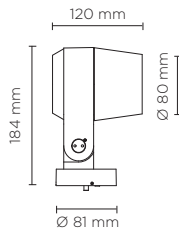


101404RGBW

# RING MINI DMX RGBW

Designed by  
NAVA + AROSIO

Floodlight for outdoor installation on a façade/wall, with 355° swivel base and allowing horizontal adjustment of +90° / -40°. Phospho-chromatised and polyester powder coated die-cast copper-free aluminium base and head, tempered safety glass, moulded silicone gaskets and o-rings, with screws in stainless steel. Swivel joint with graduated scale and mechanical aiming lock. Remote 24V DC power supply needed, DMX driver integrated; with 1 x CREE "XML" RGBW LED. IP66 rating.



light source	light beam options	lumen output (lm)	lumin. efficacy (lm/w)
<b>RGBW</b>			
high-power led	12°	160	35.55
high-power led	25°	152	33.78
high-power led	35°	145	32.23

### Finish color options:

- Textured Grey  
RAL 9006
- Anthracite Grey  
RAL 7016
- Matt Black  
(on request)

### remote driver selection

brand	manufacturer code	type	watt	IP rate	numbers of fixtures
Meanwell	LPV-20-24	constant voltage 24V DC	20W	IP67	min 1 - max 3
Meanwell	LPV-35-24	constant voltage 24V DC	35W	IP67	min 1 - max 6

### DMX ACCESSORIES CONTROLLERS, SPLITTERS, ETC...

To be defined together with puk technical department, according to project specifications and after providing installation details.

### Technical features



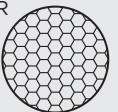
### Technical data

Wattage	4.5 WATT
IP Rating	IP66
IK Rating	IK10
Material	High corrosion resistance die-cast copper-free aluminum body
Coating	Polyester powder coating with phosphochromating pre-finish
Light source	1 x CREE "XML" COLOR RGBW LED
Screws	Stainless steel
DMX	DMX interface integrated
Remote driver	Constant voltage 24V DC remote driver needed
Gasket	Silicone rubber
Glass	Tempered
Power cable	1 mt. power cable included
DMX cable	DMX in & DMX out cables included
Gross weight	1,50 Kg

AC044  
SPIKE



AC048  
HONEYCOMB  
LOUVER



AC045  
ANTI-GLARE  
VISOR



AC038  
TREE STRAP  
FOR RING SERIES





MINI



MEDIUM



MAXI



MEGA



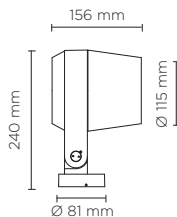


101402

# RING MEDIUM

Designed by  
NAVA + AROSIO

Floodlight for outdoor installation on a façade/wall, with 355° swivel base and allowing horizontal adjustment of +90° / -40°. Phospho-chromatised and polyester powder coated die-cast copper-free aluminium base and head, tempered safety glass, moulded silicone gaskets and o-rings, with screws in stainless steel. Swivel joint with graduated scale and mechanical aiming lock. Built-in LED driver, with 1 COB CREE "CXB 1512" LED. IP66 rating.



light source	light beam options	lumen output (lm)	lumin. efficacy (lm/w)
<b>3000°K warm-white</b>			
cob led	14°	1.900	118.75
cob led	35°	1.813	113.31
cob led	55°	1.722	107.62
<b>4000°K neutral-white</b>			
cob led	14°	2.000	125.00
cob led	35°	1.900	118.75
cob led	55°	1.805	112.81

**2700°K CCT** available on request

**Finish color options:**

- Textured Grey RAL 9006
- Anthracite Grey RAL 7016
- Matt Black (on request)

**Technical features**



**Available on request**



**Technical data**

Wattage	16 WATT
IP Rating	IP66
IK Rating	IK10
Material	High corrosion resistance die-cast copper-free aluminum body
Coating	Polyester powder coating with phosphochromating pre-finish
Light source	NR. 1 COB CREE "CXB 1512" LED
Screws	Stainless steel
Transformer	Electronic power supply 220/240V 50/60Hz built-in
Gasket	Silicone rubber
Glass	Tempered
Cable gland	M16 rubber grommet
Power cable	1 mt. power cable included
Gross weight	2,50 Kg

## OTHER VIEW

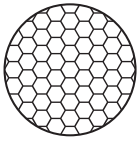


## OPTIONAL

AC044  
SPIKE



AC049  
HONEYCOMB  
LOUVER



AC038  
TREE STRAP  
FOR RING SERIES



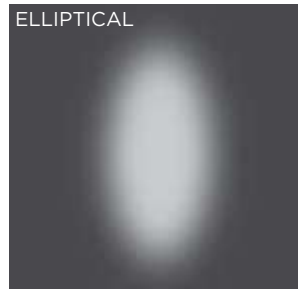
AC046  
ANTI-GLARE  
VISOR



## OPTIONAL LIGHT DISTRIBUTIONS

These optional light distributions are obtained with special glass diffusers, product must be ordered as per light distribution requirement and these optics are not interchangeable

ELLIPTICAL



PRISMATIC




## OPTIONAL

LUMINAIRE SUITABLE FOR POLE MOUNTING  
IN SINGLE OR MULTIPLE COMBINATIONS

AC085 - POLE PLATE

Pole plate for pole mounting of all Ring models, suitable to be used with poles diam. min 76 mm and diam. max 120 mm. Can be positioned on various staggered levels or on a single level, with the same pole. Made in phosphochromatised and polyester powder coated dia-cast copper-free aluminum material, moulded silicone gaskets and screws in stainless steel.



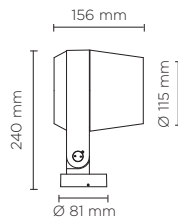


101405

# RING MEDIUM HP

Designed by  
NAVA + AROSIO

Floodlight for outdoor installation on a façade/wall, with 355° swivel base and allowing horizontal adjustment of +90° / -40°. Phospho-chromatised and polyester powder coated die-cast copper-free aluminium base and head, tempered safety glass, moulded silicone gaskets and o-rings, with screws in stainless steel. Swivel joint with graduated scale and mechanical aiming lock. Built-in LED driver, with 3 x CREE "XHP35" LED. IP66 rating.



light source	light beam options	lumen output (lm)	lumin. efficacy (lm/w)
<b>3000°K warm-white</b>			
high-power led	4°	2.050	102.50
high-power led	10°	2.000	100.00
high-power led	28°	1.950	97.50
<b>4000°K neutral-white</b>			
high-power led	4°	2.100	105.00
high-power led	10°	2.050	102.50
high-power led	28°	2.000	100.00
<b>2700°K CCT</b> available on request			

**Finish color options:**

- Textured Grey RAL 9006
- Anthracite Grey RAL 7016
- Matt Black (on request)

**Technical features**



**Available on request**



**Technical data**

Wattage	20 WATT
IP Rating	IP66
IK Rating	IK10
Material	High corrosion resistance die-cast copper-free aluminum body
Coating	Polyester powder coating with phosphochromating pre-finish
Light source	3 x CREE "XHP35" LED
Screws	Stainless steel
Transformer	Electronic power supply 220/240V 50/60Hz built-in
Gasket	Silicone rubber
Glass	Tempered
Power cable	1 mt. power cable included
Gross weight	2,50 Kg

## OTHER VIEW

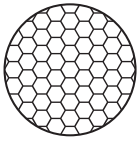


## OPTIONAL

AC044  
SPIKE



AC049  
HONEYCOMB  
LOUVER



AC038  
TREE STRAP  
FOR RING SERIES



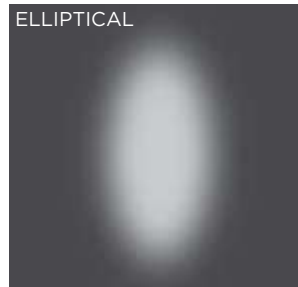
AC046  
ANTI-GLARE  
VISOR



## OPTIONAL LIGHT DISTRIBUTIONS

These optional light distributions are obtained with special glass diffusers, product must be ordered as per light distribution requirement and these optics are not interchangeable

ELLIPTICAL



PRISMATIC



## OPTIONAL

LUMINAIRE SUITABLE FOR POLE MOUNTING  
IN SINGLE OR MULTIPLE COMBINATIONS

AC085 - POLE PLATE

Pole plate for pole mounting of all Ring models, suitable to be used with poles diam. min 76 mm and diam. max 120 mm. Can be positioned on various staggered levels or on a single level, with the same pole. Made in phosphochromatised and polyester powder coated dia-cast copper-free aluminum material, moulded silicone gaskets and screws in stainless steel.



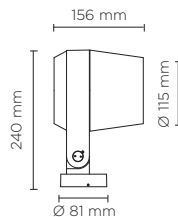


101405RGBW

# RING MEDIUM DMX RGBW

Designed by  
NAVA + AROSIO

Floodlight for outdoor installation on a façade/wall, with 35° swivel base and allowing horizontal adjustment of +90° / -40°. Phospho-chromatised and polyester powder coated die-cast copper-free aluminium base and head, tempered safety glass, moulded silicone gaskets and o-rings, with screws in stainless steel. Swivel joint with graduated scale and mechanical aiming lock. Built-in LED driver, DMX driver integrated; with 3 x CREE "XML" RGBW LED. IP66 rating.



light source	light beam options	lumen output (lm)	lumin. efficacy (lm/w)
<b>RGBW</b>			
high-power led	12°	480	34.28
high-power led	25°	468	33.43
high-power led	35°	457	32.65

### Finish color options:

- Textured Grey  
RAL 9006
- Anthracite Grey  
RAL 7016
- Matt Black  
(on request)

### DMX ACCESSORIES CONTROLLERS, SPLITTERS, ETC...

To be defined together with puk technical department, according to project specifications and after providing installation details.

### Technical features



### Available on request



### Technical data

Wattage	14 WATT
IP Rating	IP66
IK Rating	IK10
Material	High corrosion resistance die-cast copper-free aluminum body
Coating	Polyester powder coating with phosphochromating pre-finish
Light source	3 x CREE "XML" COLOR RGBW LED
Screws	Stainless steel
DMX	DMX interface integrated
Transformer	Electrical power supply 220/240V 50/60Hz built-in
Gasket	Silicone rubber
Glass	Tempered
Power cable	1 mt. power cable included
DMX cable	DMX in & DMX out cables included
Gross weight	2,50 Kg

AC044  
SPIKE



AC049  
HONEYCOMB  
LOUVER



AC046  
ANTI-GLARE  
VISOR



AC038  
TREE STRAP  
FOR RING SERIES





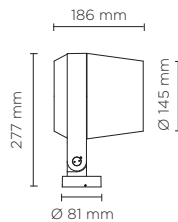


101403

# RING MAXI

Designed by  
NAVA + AROSIO

Floodlight for outdoor installation on a façade/wall, with 355° swivel base and allowing horizontal adjustment of +90° / -40°. Phospho-chromatised and polyester powder coated die-cast copper-free aluminium base and head, tempered safety glass, moulded silicone gaskets and o-rings, with screws in stainless steel. Swivel joint with graduated scale and mechanical aiming lock. Built-in LED driver, with 1 COB CREE "CXB 2540" LED. IP66 rating.



light source	light beam options	lumen output (lm)	lumin. efficacy (lm/w)
<b>3000°K warm-white</b>			
cob led	14°	4.950	117.85
cob led	35°	4.752	113.14
cob led	55°	4.560	108.57
<b>4000°K neutral-white</b>			
cob led	14°	5.265	125.36
cob led	35°	5.000	119.05
cob led	55°	4.770	113.57
<b>2700°K CCT</b> available on request			

**Finish color options:**

- Textured Grey RAL 9006
- Anthracite Grey RAL 7016
- Matt Black (on request)

**Technical features**



**Available on request**



**Technical data**

Wattage	42 WATT
IP Rating	IP66
IK Rating	IK10
Material	High corrosion resistance die-cast copper-free aluminum body
Coating	Polyester powder coating with phosphochromating pre-finish
Light source	1 COB CREE "CXB 2540" LED
Screws	Stainless steel
Transformer	Electronic power supply 220/240V 50/60Hz built-in
Gasket	Silicone rubber
Glass	Tempered
Cable gland	M16 rubber grommet
Power cable	1 mt. power cable included
Gross weight	4,00 Kg



## OTHER VIEW

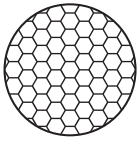


## OPTIONAL

AC044  
SPIKE



AC050  
HONEYCOMB  
LOUVER



AC038  
TREE STRAP  
FOR RING SERIES



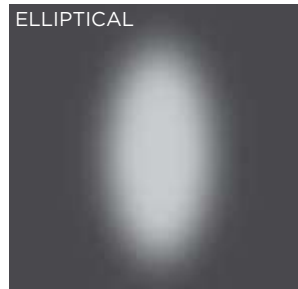
AC047  
ANTI-GLARE  
VISOR



## OPTIONAL LIGHT DISTRIBUTIONS

These optional light distributions are obtained with special glass diffusers, product must be ordered as per light distribution requirement and these optics are not interchangeable

ELLIPTICAL



PRISMATIC



## OPTIONAL

LUMINAIRE SUITABLE FOR POLE MOUNTING  
IN SINGLE OR MULTIPLE COMBINATIONS

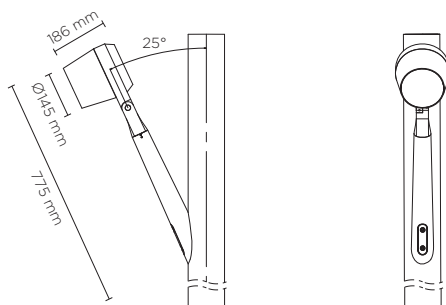
AC085 - POLE PLATE

Pole plate for pole mounting of all Ring models, suitable to be used with poles diam. min 76 mm and diam. max 120 mm. Can be positioned on various staggered levels or on a single level, with the same pole. Made in phosphochromatised and polyester powder coated dia-cast copper-free aluminum material, moulded silicone gaskets and screws in stainless steel.



AC088 - TREE-BRANCH BRACKET

Special bracket for Ring Maxi pole mounting, suitable to be used with poles diam. min 76 mm and diam. max 120 mm. Can be positioned on various staggered levels or on a single level, with the same pole. Made in phosphochromatised and polyester powder coated dia-cast copper-free aluminum material, moulded silicone gaskets and screws in stainless steel.





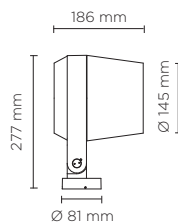


101406

# RING MAXI HP

Designed by  
NAVA + AROSIO

Floodlight for outdoor installation on a façade/wall, with 355° swivel base and allowing horizontal adjustment of +90° / -40°. Phospho-chromatised and polyester powder coated die-cast copper-free aluminium base and head, tempered safety glass, moulded silicone gaskets and o-rings, with screws in stainless steel. Swivel joint with graduated scale and mechanical aiming lock. Built-in LED driver, with 6 x CREE "XHP35" LED. IP66 rating.



light source	light beam options	lumen output (lm)	lumin. efficacy (lm/w)
<b>3000°K warm-white</b>			
high-power led	4°	4.300	113.15
high-power led	10°	4.260	112.10
high-power led	28°	4.210	110.79
<b>4000°K neutral-white</b>			
high-power led	4°	4.400	115.79
high-power led	10°	4.360	114.74
high-power led	28°	4.310	113.42
<b>2700°K CCT</b> available on request			

#### Finish color options:

- Textured Grey RAL 9006
- Anthracite Grey RAL 7016
- Matt Black (on request)

#### Technical features



#### Available on request



#### Technical data

Wattage	38 WATT
IP Rating	IP66
IK Rating	IK10
Material	High corrosion resistance die-cast copper-free aluminum body
Coating	Polyester powder coating with phosphochromating pre-finish
Light source	6 x CREE "XHP35" LED
Screws	Stainless steel
Transformer	Electronic power supply 220/240V 50/60Hz built-in
Gasket	Silicone rubber
Glass	Tempered
Power cable	1 mt. power cable included
Gross weight	4,00 Kg



## OTHER VIEW

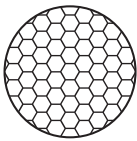


## OPTIONAL

AC044  
SPIKE



AC050  
HONEYCOMB  
LOUVER



AC038  
TREE STRAP  
FOR RING SERIES



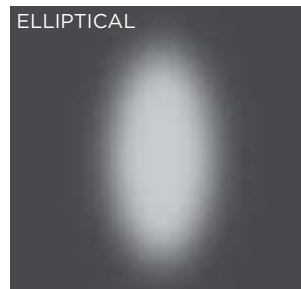
AC047  
ANTI-GLARE  
VISOR



## OPTIONAL LIGHT DISTRIBUTIONS

These optional light distributions are obtained with special glass diffusers, product must be ordered as per light distribution requirement and these optics are not interchangeable

ELLIPTICAL



PRISMATIC



## OPTIONAL

LUMINAIRE SUITABLE FOR POLE MOUNTING  
IN SINGLE OR MULTIPLE COMBINATIONS

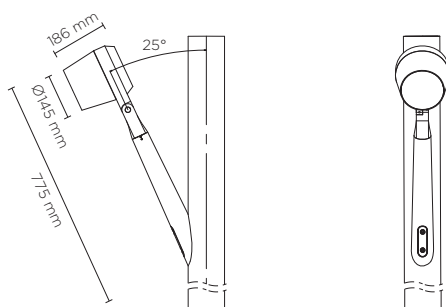
### AC085 - POLE PLATE

Pole plate for pole mounting of all Ring models, suitable to be used with poles diam. min 76 mm and diam. max 120 mm. Can be positioned on various staggered levels or on a single level, with the same pole. Made in phosphochromatised and polyester powder coated dia-cast copper-free aluminum material, moulded silicone gaskets and screws in stainless steel.



### AC088 - TREE-BRANCH BRACKET

Special bracket for Ring Maxi pole mounting, suitable to be used with poles diam. min 76 mm and diam. max 120 mm. Can be positioned on various staggered levels or on a single level, with the same pole. Made in phosphochromatised and polyester powder coated dia-cast copper-free aluminum material, moulded silicone gaskets and screws in stainless steel.



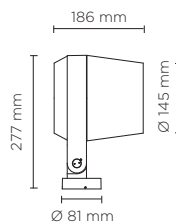


101406RGBW

# RING MAXI DMX RGBW

Designed by  
NAVA + AROSIO

Floodlight for outdoor installation on a façade/wall, with 355° swivel base and allowing horizontal adjustment of +90° / -40°. Phospho-chromatised and polyester powder coated die-cast copper-free aluminium base and head, tempered safety glass, moulded silicone gaskets and o-rings, with screws in stainless steel. Swivel joint with graduated scale and mechanical aiming lock. Built-in LED driver, DMX driver integrated; with 6 x CREE "XML" RGBW LED. IP66 rating.



light source	light beam options	lumen output (lm)	lumin. efficacy (lm/w)
<b>RGBW</b>			
high-power led	12°	1.000	35.71
high-power led	25°	992	35.43
high-power led	35°	981	35.04

### Finish color options:

- Textured Grey  
RAL 9006
- Anthracite Grey  
RAL 7016
- Matt Black  
(on request)

### DMX ACCESSORIES CONTROLLERS, SPLITTERS, ETC...

To be defined together with puk technical department, according to project specifications and after providing installation details.

### Technical features



### Available on request



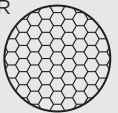
### Technical data

Wattage	28 WATT
IP Rating	IP66
IK Rating	IK10
Material	High corrosion resistance die-cast copper-free aluminum body
Coating	Polyester powder coating with phosphochromating pre-finish
Light source	6 x CREE "XML" COLOR RGBW LED
Screws	Stainless steel
DMX	DMX interface integrated
Transformer	Electrical power supply 220/240V 50/60Hz built-in
Gasket	Silicone rubber
Glass	Tempered
Power cable	1 mt. power cable included
DMX cable	DMX in & DMX out cables included
Gross weight	4,00 Kg

AC044 SPIKE



AC050 HONEYCOMB LOUVER



AC047 ANTI-GLARE VISOR



AC038 TREE STRAP FOR RING SERIES



### AC088 - TREE-BRANCH BRACKET

Special bracket for Ring Maxi pole mounting, suitable to be used with poles diam. min 76 mm and diam. max 120 mm. Can be positioned on various staggered levels or on a single level, with the same pole. Made in phospho-chromatised and polyester powder coated die-cast copper-free aluminum material, moulded silicone gaskets and screws in stainless steel.





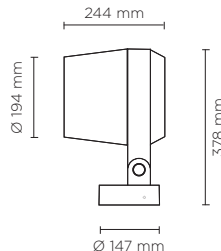


101407

# RING MEGA COB

Designed by  
NAVA + AROSIO

Floodlight for outdoor installation on a façade/wall, with 355° swivel base and allowing horizontal adjustment of +90° / -40°. Phospho-chromatised and polyester powder coated die-cast copper-free aluminium base and head, tempered safety glass, moulded silicone gaskets and o-rings, with screws in stainless steel. Swivel joint with graduated scale and mechanical aiming lock. Built-in LED driver, with 1 COB CREE "CXB 3590" LED. IP66 rating.



light source	light beam options	lumen output (lm)	lumin. efficacy (lm/w)
<b>3000°K warm-white</b>			
cob led	20°	10.100	123.17
cob led	40°	10.020	122.20
<b>4000°K neutral-white</b>			
cob led	20°	10.200	124.39
cob led	40°	10.120	123.42
<b>2700°K CCT available on request</b>			

#### Finish color options:

- Textured Grey RAL 9006
- Anthracite Grey RAL 7016
- Matt Black (on request)

#### Technical features



#### Available on request



#### Technical data

Wattage	75 WATT
IP Rating	IP66
IK Rating	IK10
Material	High corrosion resistance die-cast copper-free aluminum body
Coating	Polyester powder coating with phosphochromating pre-finish
Light source	1 x CREE "CXB 3590" LED
Screws	Stainless steel
Transformer	Electrical power supply 220/240V 50/60Hz built-in
Gasket	Silicone rubber
Glass	Tempered
Power cable	1 mt. power cable included
Gross weight	8,00 Kg

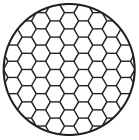


## OTHER VIEW



## OPTIONAL

AC087  
HONEYCOMB  
LOUVER



AC086  
ANTI-GLARE  
VISOR



AC103  
SPIKE



## OPTIONAL

LUMINAIRE SUITABLE FOR POLE MOUNTING  
IN SINGLE OR MULTIPLE COMBINATIONS

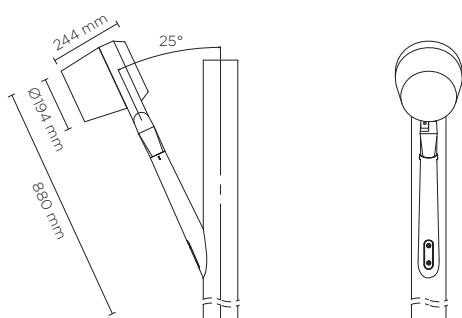
### AC085 - POLE PLATE

Pole plate for pole mounting of all Ring models, suitable to be used with poles diam. min 76 mm and diam. max 120 mm. Can be positioned on various staggered levels or on a single level, with the same pole. Made in phosphochromatised and polyester powder coated dia-cast copper-free aluminum material, moulded silicone gaskets and screws in stainless steel.



### AC089 - TREE-BRANCH BRACKET

Special bracket for Ring Mega pole mounting, suitable to be used with poles diam. min 76 mm and diam. max 120 mm. Can be positioned on various staggered levels or on a single level, with the same pole. Made in phosphochromatised and polyester powder coated dia-cast copper-free aluminum material, moulded silicone gaskets and screws in stainless steel.



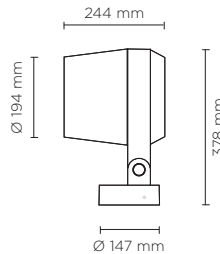


101408

# RING MEGA HP

Designed by  
NAVA + AROSIO

Floodlight for outdoor installation on a façade/wall, with 355° swivel base and allowing horizontal adjustment of +90° / -40°. Phospho-chromatised and polyester powder coated die-cast copper-free aluminium base and head, tempered safety glass, moulded silicone gaskets and o-rings, with screws in stainless steel. Swivel joint with graduated scale and mechanical aiming lock. Built-in LED driver, with 12 x CREE "XHP35" LED. IP66 rating.



light source	light beam options	lumen output (lm)	lumin. efficacy (lm/w)
<b>3000°K warm-white</b>			
high-power led	4°	9.500	107.96
high-power led	10°	9.450	107.38
high-power led	28°	9.380	106.59
<b>4000°K neutral-white</b>			
high-power led	4°	9.600	109.09
high-power led	10°	9.550	108.52
high-power led	28°	9.480	107.73
<b>2700°K CCT available on request</b>			

**Finish color options:**

- Textured Grey RAL 9006
- Anthracite Grey RAL 7016
- Matt Black (on request)

**Technical features**



**Available on request**



**Technical data**

Wattage	88 WATT
IP Rating	IP66
IK Rating	IK10
Material	High corrosion resistance die-cast copper-free aluminum body
Coating	Polyester powder coating with phosphocromating pre-finish
Light source	12 x CREE "XHP35" LED
Screws	Stainless steel
Transformer	Electrical power supply 220/240V 50/60Hz built-in
Gasket	Silicone rubber
Glass	Tempered
Power cable	1 mt. power cable included
Gross weight	8,00 Kg

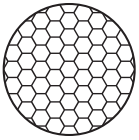


## OTHER VIEW



## OPTIONAL

AC087  
HONEYCOMB  
LOUVER



AC086  
ANTI-GLARE  
VISOR



AC103  
SPIKE



## OPTIONAL

LUMINAIRE SUITABLE FOR POLE MOUNTING  
IN SINGLE OR MULTIPLE COMBINATIONS

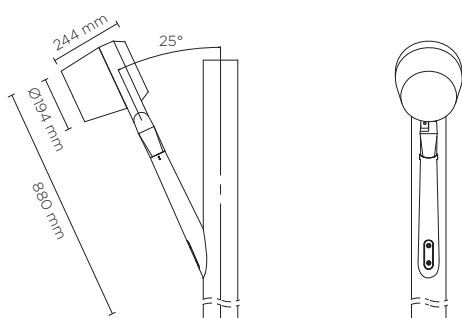
### AC085 - POLE PLATE

Pole plate for pole mounting of all Ring models, suitable to be used with poles diam. min 76 mm and diam. max 120 mm. Can be positioned on various staggered levels or on a single level, with the same pole. Made in phosphochromatised and polyester powder coated dia-cast copper-free aluminum material, moulded silicone gaskets and screws in stainless steel.



### AC089 - TREE-BRANCH BRACKET

Special bracket for Ring Mega pole mounting, suitable to be used with poles diam. min 76 mm and diam. max 120 mm. Can be positioned on various staggered levels or on a single level, with the same pole. Made in phosphochromatised and polyester powder coated dia-cast copper-free aluminum material, moulded silicone gaskets and screws in stainless steel.





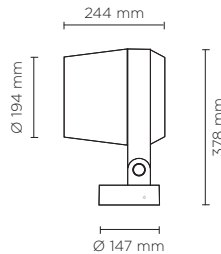


101408RGBW

# RING MEGA DMX RGBW

Designed by  
NAVA + AROSIO

Floodlight for outdoor installation on a façade/wall, with 355° swivel base and allowing horizontal adjustment of +90° / -40°. Phospho-chromatised and polyester powder coated die-cast copper-free aluminium base and head, tempered safety glass, moulded silicone gaskets and o-rings, with screws in stainless steel. Swivel joint with graduated scale and mechanical aiming lock. Built-in LED driver, DMX driver integrated; with 12 x CREE "XML" RGBW LED. IP66 rating.



light source	light beam options	lumen output (lm)	lumin. efficacy (lm/w)
<b>RGBW</b>			
high-power led	12°	2.000	35.71
high-power led	25°	1.984	35.43
high-power led	35°	1.962	35.04

#### Finish color options:

- Textured Grey  
RAL 9006
- Anthracite Grey  
RAL 7016
- Matt Black  
(on request)

#### DMX ACCESSORIES CONTROLLERS, SPLITTERS, ETC...

To be defined together with puk technical department, according to project specifications and after providing installation details.

#### Technical features



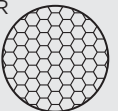
#### Technical data

Wattage	56 WATT
IP Rating	IP66
IK Rating	IK10
Material	High corrosion resistance die-cast copper-free aluminum body
Coating	Polyester powder coating with phosphocromating pre-finish
Light source	12 x CREE "XML" LED
Screws	Stainless steel
Transformer	Electrical power supply 220/240V 50/60Hz built-in
Gasket	Silicone rubber
Glass	Tempered
Power cable	1 mt. power cable included
DMX cable	DMX in & DMX out cables included
Gross weight	8,00 Kg

AC103  
SPIKE



AC087  
HONEYCOMB  
LOUVER



AC086  
ANTI-GLARE  
VISOR



#### AC089 - TREE-BRANCH BRACKET

Special bracket for Ring Mega pole mounting, suitable to be used with poles diam. min 76 mm and diam. max 120 mm. Can be positioned on various staggered levels or on a single level, with the same pole. Made in phospho-chromatised and polyester powder coated die-cast copper-free aluminum material, moulded silicone gaskets and screws in stainless steel.



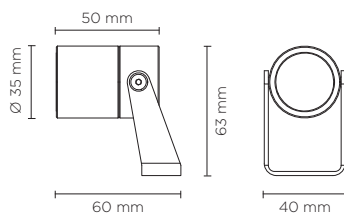




101901

## NANOSPOT MICRO HP

Projector for outdoor installation on a façade/wall. Body in anodized aluminum with phospho-chromatised and polyester powder coating, bracket in stainless steel, tempered safety glass, moulded silicone gasket and stainless steel screws. Constant voltage 24V DC remote driver needed. With 1 x XP-G3 CREE LED. IP66 rating.



light source	light beam options	lumen output (lm)	lumin. efficacy (lm/w)
<b>3000°K warm-white</b>			
high-power led	10°	250	83.33
high-power led	30°	240	80.00
high-power led	45°	230	76.66
<b>4000°K neutral-white</b>			
high-power led	10°	270	90.00
high-power led	30°	260	86.66
high-power led	45°	250	83.33

**2700°K CCT** available on request

### Finish color options:



### Technical features



### Technical data

Wattage	3 WATT
IP Rating	IP66
IK Rating	IK09
Material	Hard anodized aluminum
Coating	Polyester powder coating with phosphochromating pre-finish
Light source	1 x CREE "XP-G3" LED
Screws	Stainless steel
Remote driver	Constant voltage 24V DC
Gasket	Silicone rubber
Glass	Tempered
Power cable	1,5 mt. power cable included
Gross weight	0,40 Kg

## OTHER VIEW

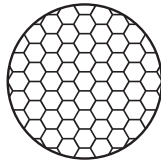


## OPTIONAL

AC044  
SPIKE



AC094  
HONEYCOMB LOUVER



AC038  
TREE STRAP



AC097  
ANTI-GLARE SNOOT



## ACCESSORIES

### AC100 PIPE L 300 mm

Extension pipe length 300 mm made in anodized aluminum with phospho-chromatised and polyester powder coating.

### AC101 PIPE L 600 mm

Extension pipe length 600 mm made in anodized aluminum with phospho-chromatised and polyester powder coating.

### AC102 PIPE L 900 mm

Extension pipe length 900 mm made in anodized aluminum with phospho-chromatised and polyester powder coating.



## remote driver selection

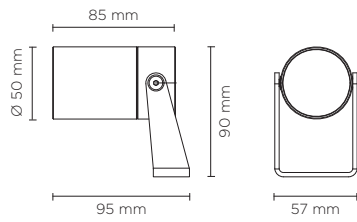
brand	manufacturer code	type	watt	IP rate	numbers of fixtures
Meanwell	LPV-20-24	constant voltage 24V DC	20W	IP67	min 1 - max 4
Meanwell	LPV-35-24	constant voltage 24V DC	35W	IP67	min 1 - max 7
Meanwell	LPV-60-24	constant voltage 24V DC	60W	IP67	min 1 - max 12



101902

# NANOSPOT MINI COB

Projector for outdoor installation on a façade/wall. Body in anodized aluminum with phospho-chromatised and polyester powder coating, bracket in stainless steel, tempered safety glass, moulded silicone gasket and stainless steel screws. With 1 direct 220-240V LUMENS "EDC 38C" COB LED. IP66 rating.



light source	light beam options	lumen output (lm)	lumin. efficacy (lm/w)
<b>3000°K warm-white</b>			
cob led	20°	400	50.00
cob led	40°	390	48.75
<b>4000°K neutral-white</b>			
cob led	20°	410	51.25
cob led	40°	400	50.00
<b>2700°K CCT</b> available on request			

**Finish color options:**

- Textured Grey RAL 9006
- Anthracite Grey RAL 7016
- Matt Black (on request)

**Technical features**



**Technical data**

Wattage	8 WATT
IP Rating	IP66
IK Rating	IK09
Material	Hard anodized aluminum
Coating	Polyester powder coating with phosphochromating pre-finish
Light source	1 x LUMENS "EDC 38C" COB LED
Screws	Stainless steel
Transformer	Electrical power supply 220/240V 50/60Hz built-in
Gasket	Silicone rubber
Glass	Tempered
Power cable	1,5 mt. power cable included
Gross weight	0,60 Kg

## OTHER VIEW

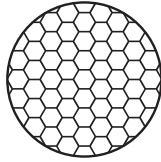


## OPTIONAL

AC044  
SPIKE



AC095  
HONEYCOMB LOUVER



AC038  
TREE STRAP



AC098  
ANTI-GLARE SNOOT



## ACCESSORIES

### AC100 PIPE L 300 mm

Extension pipe length 300 mm made in anodized aluminum with phospho-chromatised and polyester powder coating.

### AC101 PIPE L 600 mm


Extension pipe length 600 mm made in anodized aluminum with phospho-chromatised and polyester powder coating.

### AC102 PIPE L 900 mm

Extension pipe length 900 mm made in anodized aluminum with phospho-chromatised and polyester powder coating.



AC100



AC101



AC102

900 mm

600 mm

300 mm





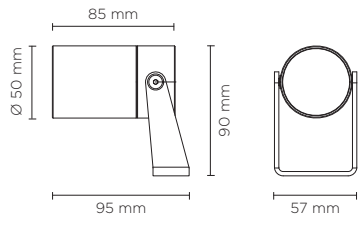




101903

# NANOSPOT MINI HP

Projector for outdoor installation on a façade/wall. Body in anodized aluminum with phospho-chromatised and polyester powder coating, bracket in stainless steel, tempered safety glass, moulded silicone gasket and stainless steel screws. Constant current max 700mA remote driver needed. With 1 x CREE XHP35 LED. IP66 rating.



**350 mA - LED POWER 5W**

light source	light beam options	lumen output (lm)	lumin. efficacy (lm/w)
<b>3000°K warm-white</b>			
high-power led	4°	510	102.00
high-power led	10°	489	97.80
high-power led	28°	474	94.80
<b>4000°K neutral-white</b>			
high-power led	4°	520	104.00
high-power led	10°	499	99.80
high-power led	28°	484	96.80

**2700°K CCT** available on request

**Finish color options:**

- Textured Grey RAL 9006
- Anthracite Grey RAL 7016
- Matt Black (on request)

**Technical features**









**Technical data**







Wattage	MAX 10 WATT
IP Rating	IP66
IK Rating	IK09
Material	Hard anodized aluminum
Coating	Polyester powder coating with phosphochromating pre-finish
Light source	1 x CREE XHP35 LED
Screws	Stainless steel
Remote driver	Constant current max 700mA
Gasket	Silicone rubber
Glass	Tempered
Power cable	1,5 mt. power cable included
Gross weight	0,60 Kg



**500 mA - LED POWER 7W**

light source	light beam options	lumen output (lm)	lumin. efficacy (lm/w)
<b>3000°K warm-white</b>			
high-power led	 4°	690	98.57
high-power led	 10°	662	94.57
high-power led	 28°	642	91.71
<b>4000°K neutral-white</b>			
high-power led	 4°	703	100.43
high-power led	 10°	676	96.57
high-power led	 28°	656	93.71

**700 mA - LED POWER 10W**

light source	light beam options	lumen output (lm)	lumin. efficacy (lm/w)
<b>3000°K warm-white</b>			
high-power led	 4°	907	90.69
high-power led	 10°	872	87.20
high-power led	 28°	846	84.60
<b>4000°K neutral-white</b>			
high-power led	 4°	930	93.00
high-power led	 10°	890	89.00
high-power led	 28°	863	86.30

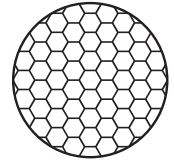
**ACCESSORIES**

**OPTIONAL**

AC044 SPIKE



AC095 HONEYCOMB LOUVER



AC038 TREE STRAP



AC098 ANTI-GLARE SNOOT



**AC100 PIPE L 300 mm**

Extension pipe length 300 mm made in anodized aluminum with phospho-chromatised and polyester powder coating.

**AC101 PIPE L 600 mm**

Extension pipe length 600 mm made in anodized aluminum with phospho-chromatised and polyester powder coating.

**AC102 PIPE L 900 mm**

Extension pipe length 900 mm made in anodized aluminum with phospho-chromatised and polyester powder coating.



**remote driver selection**

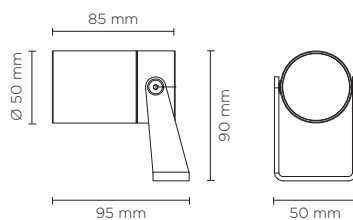
brand	manufacturer code	type	watt	IP rate	numbers of fixtures
ALVIT Italy	AL1435S-IP	Constant current 350mA	14W	IP67	min 1 - max 2
ALVIT Italy	AL1450S-IP	Constant current 500mA	14W	IP67	1
ALVIT Italy	AL1470S-IP	Constant current 700mA	14W	IP67	1
TCI Italy	152014/350	Constant current 350mA	17W	IP68	min 1 - max 3
TCI Italy	152014/500	Constant current 500mA	24W	IP68	min 1 - max 3
TCI Italy	152014/700	Constant current 700mA	30W	IP68	min 1 - max 3



101903RGBW

## NANOSPOT MINI RGBW

Projector for outdoor installation on a façade/wall. Body in anodized aluminum with phospho-chromatised and polyester powder coating, bracket in stainless steel, tempered safety glass, moulded silicone gasket and stainless steel screws. Remote 24V DC power supply needed, remote DMX interface needed; with 1 x CREE "XML" RGBW LED. IP66 rating.



light source	light beam options	lumen output (lm)	lumin. efficacy (lm/w)
<b>RGBW</b>			
high-power led	12°	160	35.55
high-power led	25°	152	33.78
high-power led	35°	145	32.23

### Finish color options:

- Textured Grey  
RAL 9006
- Anthracite Grey  
RAL 7016
- Matt Black  
(on request)

### DMX ACCESSORIES CONTROLLERS, SPLITTERS, ETC...

To be defined together with puk technical department, according to project specifications and after providing installation details.

### Technical features



### Available on request



### Technical data

Wattage	4.5 WATT
IP Rating	IP66
IK Rating	IK09
Material	Hard anodized aluminum
Coating	Polyester powder coating with phosphochromating pre-finish
Light source	1 x CREE XM-L RGBW LED
Screws	Stainless steel
Remote driver	Constant voltage 24V DC
DMX interface	not included
Gasket	Silicone rubber
Glass	Tempered
Power cable	1,5 mt. power cable included
Gross weight	0,60 Kg

## OTHER VIEW

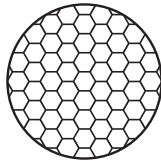


## OPTIONAL

AC044  
SPIKE



AC095  
HONEYCOMB LOUVER



AC038  
TREE STRAP



AC098  
ANTI-GLARE SNOOT



## ACCESSORIES

### AC100 PIPE L 300 mm

Extension pipe length 300 mm made in anodized aluminum with phospho-chromatised and polyester powder coating.

### AC101 PIPE L 600 mm

Extension pipe length 600 mm made in anodized aluminum with phospho-chromatised and polyester powder coating.

### AC102 PIPE L 900 mm

Extension pipe length 900 mm made in anodized aluminum with phospho-chromatised and polyester powder coating.



### remote driver selection

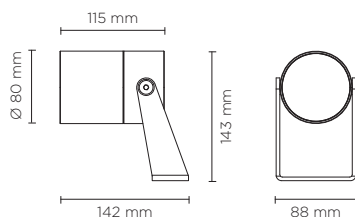
brand	manufacturer code	type	watt	IP rate	numbers of fixtures
Meanwell	LPV-20-24	Constant voltage 24C DV	20W	IP67	min 1 - max 3
Meanwell	LPV-35-24	Constant voltage 24C DV	35W	IP67	min 1 - max 6



101904

## NANOSPOT MEDIUM COB

Projector for outdoor installation on a façade/wall. Body in anodized aluminum with phospho-chromatised and polyester powder coating, bracket in stainless steel, tempered safety glass, moulded silicone gasket and stainless steel screws. With 1 direct 220-240V LUMENS "EDC 57C" COB LED. IP66 rating.



light source	light beam options	lumen output (lm)	lumin. efficacy (lm/w)
<b>3000°K warm-white</b>			
cob led	20°	1.000	66.67
cob led	40°	980	65.34
<b>4000°K neutral-white</b>			
cob led	20°	1.050	70.00
cob led	40°	1.030	68.67
<b>2700°K CCT</b> available on request			

### Finish color options:

Textured Grey  
RAL 9006

Anthracite Grey  
RAL 7016

Matt Black  
(on request)

### Technical features

IP66

IK09

CE

5  
YEARS



### Technical data

Wattage	15 WATT
IP Rating	IP66
IK Rating	IK09
Material	Hard anodized aluminum
Coating	Polyester powder coating with phosphochromating pre-finish
Light source	1 x LUMENS "EDC 57C" COB LED
Screws	Stainless steel
Transformer	Electrical power supply 220/240V 50/60Hz built-in
Gasket	Silicone rubber
Glass	Tempered
Power cable	1,5 mt. power cable included
Gross weight	1,50 Kg

## OTHER VIEW

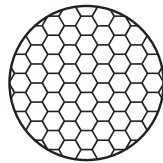


## OPTIONAL

AC044  
SPIKE



AC096  
HONEYCOMB LOUVER



AC038  
TREE STRAP



AC099  
ANTI-GLARE SNOOT



### AC100 PIPE L 300 mm

Extension pipe length 300 mm made in anodized aluminum with phospho-chromatised and polyester powder coating.

### AC101 PIPE L 600 mm

Extension pipe length 600 mm made in anodized aluminum with phospho-chromatised and polyester powder coating.

### AC102 PIPE L 900 mm

Extension pipe length 900 mm made in anodized aluminum with phospho-chromatised and polyester powder coating.




AC100

300 mm



AC101

600 mm



AC102

900 mm





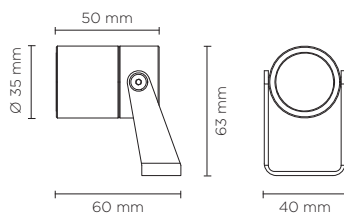




102201

## NANOSPOT MICRO STEEL HP

Projector for outdoor installation on a façade/wall. Completely realized in stainless steel AISI 316L, tempered safety glass, moulded silicone gasket and stainless steel screws. Constant voltage 24V DC remote driver needed. With 1 x XP-G3 CREE LED. IP66 rating.



light source	light beam options	lumen output (lm)	lumin. efficacy (lm/w)
<b>3000°K warm-white</b>			
high-power led	10°	250	83.33
high-power led	30°	240	80.00
high-power led	45°	230	76.66
<b>4000°K neutral-white</b>			
high-power led	10°	270	90.00
high-power led	30°	260	86.66
high-power led	45°	250	83.33

**2700°K CCT** available on request

### Finish color options:

Stainless Steel

### Technical features



### Technical data

Wattage	3 WATT
IP Rating	IP66
IK Rating	IK09
Material	Stainless steel AISI 316L
Light source	1 x CREE "XP-G3" LED
Screws	Stainless steel
Remote driver:	Constant voltage 24V DC
Gasket	Silicone rubber
Glass	Tempered
Power cable	1,5 mt. power cable included
Gross weight	0,80 Kg



## OTHER VIEW

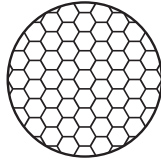


## OPTIONAL

AC044  
SPIKE



AC094  
HONEYCOMB LOUVER



AC038  
TREE STRAP



AC126  
ANTI-GLARE SNOOT



### remote driver selection

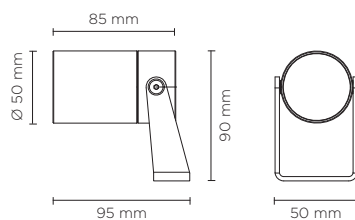
brand	manufacturer code	type	watt	IP rate	numbers of fixtures
Meanwell	LPV-20-24	constant voltage 24V DC	20W	IP67	min 1 - max 4
Meanwell	LPV-35-24	constant voltage 24V DC	35W	IP67	min 1 - max 7
Meanwell	LPV-60-24	constant voltage 24V DC	60W	IP67	min 1 - max 12



102202


## NANOSPOT MINI STEEL COB

Projector for outdoor installation on a façade/wall. Completely realized in stainless steel AISI 316L, tempered safety glass, moulded silicone gasket and stainless steel screws. With 1 direct 220-240V LUMENS "EDC 38C" COB LED. IP66 rating.

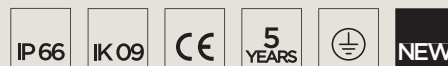


light source	light beam options	lumen output (lm)	lumin. efficacy (lm/w)
<b>3000°K warm-white</b>			
cob led	20°	250	62.50
cob led	40°	240	60.00
<b>4000°K neutral-white</b>			
cob led	20°	260	65.00
cob led	40°	250	62.50

### Finish color options:

 Stainless Steel

### Technical features



### Technical data

Wattage	4 WATT
IP Rating	IP66
IK Rating	IK09
Material	Stainless steel AISI 316L
Light source	1 x LUMENS "EDC 38C" COB LED
Screws	Stainless steel
Transformer	Electrical power supply 220/240V 50/60Hz built-in
Gasket	Silicone rubber
Glass	Tempered
Power cable	1,5 mt. power cable included
Gross weight	1,10 Kg

## OTHER VIEW

---



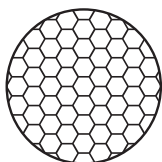
## OPTIONAL

---

AC044  
SPIKE



AC095  
HONEYCOMB LOUVER



AC038  
TREE STRAP



AC127  
ANTI-GLARE SNOOT

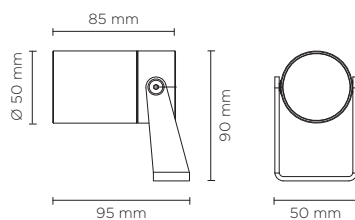




102203

## NANOSPOT MINI STEEL HP

Projector for outdoor installation on a façade/wall. Completely realized in stainless steel AISI 316L, tempered safety glass, moulded silicone gasket and stainless steel screws. Constant current max 500mA remote driver needed. With 1 x XHP35 CREE LED. IP66 rating.



### 350 mA - LED POWER 5W

light source	light beam options	lumen output (lm)	lumin. efficacy (lm/w)
<b>3000°K warm-white</b>			
high-power led	4°	510	102.00
high-power led	10°	489	97.80
high-power led	28°	474	94.80
<b>4000°K neutral-white</b>			
high-power led	4°	520	104.00
high-power led	10°	499	99.80
high-power led	28°	484	96.80

**2700°K CCT** available on request

#### Finish color options:

Stainless Steel

#### Technical features









#### Technical data

Wattage	Max 7 WATT
IP Rating	IP66
IK Rating	IK09
Material	Stainless steel AISI 316L
Light source	1 x CREE XHP35 LED
Screws	Stainless steel
Remote driver	Constant current max 500mA
Gasket	Silicone rubber
Glass	Tempered
Power cable	1,5 mt. power cable included
Gross weight	1,10 Kg



500 mA - LED POWER 7W

light source	light beam options	lumen output (lm)	lumin. efficacy (lm/w)
<b>3000°K warm-white</b>			
high-power led	 4°	690	98.57
high-power led	 10°	662	94.57
high-power led	 28°	642	91.71
<b>4000°K neutral-white</b>			
high-power led	 4°	703	100.43
high-power led	 10°	676	96.57
high-power led	 28°	656	93.71

**OTHER VIEW**

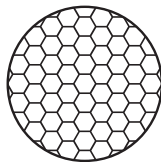


**OPTIONAL**

AC044  
SPIKE



AC095  
HONEYCOMB LOUVER



AC038  
TREE STRAP



AC127  
ANTI-GLARE SNOOT



**remote driver selection**

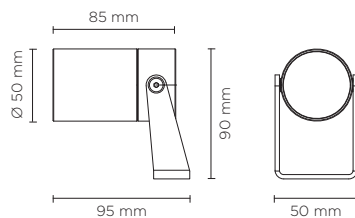
brand	manufacturer code	type	watt	IP rate	numbers of fixtures
ALVIT Italy	AL1435S-IP	Constant current 350mA	14W	IP67	min 1 - max 2
ALVIT Italy	AL1450S-IP	Constant current 500mA	14W	IP67	1
TCI Italy	152014/350	Constant current 350mA	17W	IP68	min 1 - max 3
TCI Italy	152014/500	Constant current 500mA	24W	IP68	min 1 - max 3



102203 RGBW

## NANOSPOT MINI STEEL RGBW

Projector for outdoor installation on a façade/wall. Completely realised in stainless steel AISI 316L, tempered safety glass, moulded silicone gasket and stainless steel screws. Remote 24V DC power supply needed, remote DMX interface needed; with 1 x CREE "XML" RGBW LED. IP66 rating.



light source	light beam options	lumen output (lm)	lumin. efficacy (lm/w)
<b>RGBW</b>			
high-power led	12°	160	35.55
high-power led	25°	152	33.78
high-power led	35°	145	32.23

### Finish color options:

Stainless Steel

### Technical features



### Available on request



### Technical data

Wattage	4.5 WATT
IP Rating	IP66
IK Rating	IK09
Material	Stainless steel AISI 316L
Light source	1 x CREE XM-L RGBW LED
Screws	Stainless steel
Remote driver	Constant voltage 24V DC
DMX interface	not included
Gasket	Silicone rubber
Glass	Tempered
Power cable	1,5 mt. power cable included
Gross weight	1,10 Kg

## OTHER VIEW

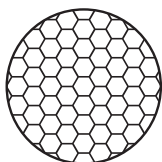


## OPTIONAL

AC044  
SPIKE



AC095  
HONEYCOMB LOUVER



AC038  
TREE STRAP



AC127  
ANTI-GLARE SNOOT



### remote driver selection

brand	manufacturer code	type	watt	IP rate	numbers of fixtures
Meanwell	LPV-20-24	Constant voltage 24C DV	20W	IP67	min 1 - max 3
Meanwell	LPV-35-24	Constant voltage 24C DV	35W	IP67	min 1 - max 6



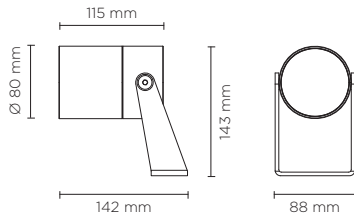




102204

# NANOSPOT MEDIUM STEEL COB

Projector for outdoor installation on a façade/wall. Completely realised in stainless steel AISI 316L, tempered safety glass, moulded silicone gasket and stainless steel screws. With 1 direct 220-240V LUMENS “EDC 47C” COB LED. IP66 rating.



light source	light beam options	lumen output (lm)	lumin. efficacy (lm/w)
<b>3000°K warm-white</b>			
cob led	20°	700	70.00
cob led	40°	690	69.00
<b>4000°K neutral-white</b>			
cob led	20°	735	73.50
cob led	40°	720	72.00

#### Finish color options:

 Stainless Steel

#### Technical features



#### Technical data

Wattage	10 WATT
IP Rating	IP66
IK Rating	IK09
Material	Stainless steel AISI 316L
Light source	1 x LUMENS “EDC 57C” COB LED
Screws	Stainless steel
Transformer	Electrical power supply 220/240V 50/60Hz built-in
Gasket	Silicone rubber
Glass	Tempered
Power cable	1,5 mt. power cable included
Gross weight	2,30 Kg

## OTHER VIEW

---



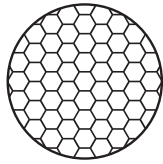
## OPTIONAL

---

AC044  
SPIKE



AC096  
HONEYCOMB LOUVER



AC038  
TREE STRAP



AC128  
ANTI-GLARE SNOOT

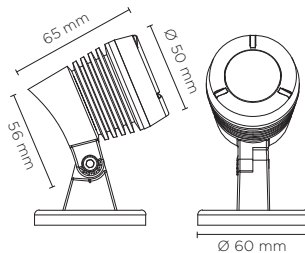




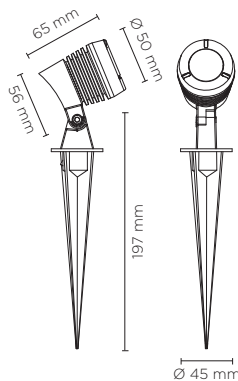
107001

## JET MICRO

Spike projector for outdoor installation through earth spike. Phospho-chromatised and polyester powder coated die-cast copper-free aluminium body, tempered safety glass, moulded silicone gasket and stainless steel screws. Built-in LED driver 220-240V 50-60Hz, with 1 CREE XB-D LED. IP66 rating.



107002 JET MICRO SPIKE



light source	light beam options	lumen output (lm)	lumin. efficacy (lm/w)
<b>3000°K warm-white</b>			
high-power led	30°	139	69.50
<b>4000°K neutral-white</b>			
high-power led	30°	146	73

### Finish color options:

Textured Grey  
RAL 9006

### Technical features



### Technical data

Wattage	2 WATT
IP Rating	IP66
IK Rating	IK08
Material	High corrosion resistance die-cast copper-free aluminum body
Coating	Polyester powder coating with phosphochromating pre-finish
Light source	NR. 1 x 2W CREE "XB-D" LED
Screws	Stainless steel
Transformer	Electronic power supply 220/240V 50/60Hz built-in
Gasket	Silicone rubber
Glass	Tempered
Anti-glare	Visor
Power cable	1 mt. neoprene power cable included
Gross weight	0,60 Kg
Spike	Anticorrosion plastic material



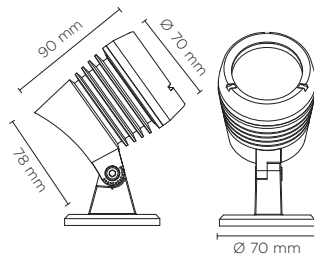




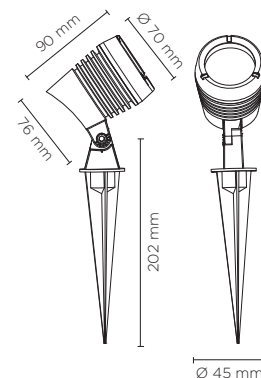
107003

## JET MINI

Spike projector for outdoor installation through earth spike. Phospho-chromatised and polyester powder coated die-cast copper-free aluminium body, tempered safety glass, moulded silicone gasket and stainless steel screws. Built-in LED driver 220-240V 50-60Hz, with 1 CREE CXA 1304 COB LED. IP66 rating.



107004 JET MINI SPIKE



light source	light beam options	lumen output (lm)	lumin. efficacy (lm/w)
--------------	--------------------	-------------------	------------------------

**3000°K warm-white**

cob led	 30°	492	82.00
---------	---	-----	-------

**4000°K neutral-white**

cob led	 30°	517	86.16
---------	---	-----	-------

**Finish color options:**

 Textured Grey  
RAL 9006

### Technical features



### Technical data

Wattage	6 WATT
IP Rating	IP66
IK Rating	IK08
Material	High corrosion resistance die-cast copper-free aluminum body
Coating	Polyester powder coating with phosphochromating pre-finish
Light source	NR. 1 x 6W COB CREE "CXA 1304" LED
Screws	Stainless steel
Transformer	Electronic power supply 220/240V 50/60Hz built-in
Gasket	Silicone rubber
Glass	Tempered
Anti-glare	Visor
Power cable	1 mt. neoprene power cable included
Gross weight	0,70 Kg
Spike	Anticorrosion plastic material

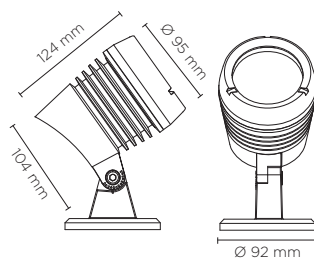




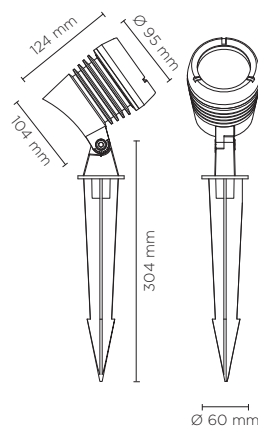
107005

## JET MEDIUM

Spike projector for outdoor installation through earth spike. Phospho-chromatised and polyester powder coated die-cast copper-free aluminium body, tempered safety glass, moulded silicone gasket and stainless steel screws. Built-in LED driver 220-240V 50-60Hz, with 1 CREE CXA 1507 COB LED. IP66 rating.



107006 JET MEDIUM SPIKE



light source	light beam options	lumen output (lm)	lumin. efficacy (lm/w)
<b>3000°K warm-white</b>			
cob led	30°	898	74.90
<b>4000°K neutral-white</b>			
cob led	30°	943	78.58

Finish color options:

Textured Grey  
RAL 9006

### Technical features



### Technical data

Wattage	12 WATT
IP Rating	IP66
IK Rating	IK08
Material	High corrosion resistance die-cast copper-free aluminum body
Coating	Polyester powder coating with phosphochromating pre-finish
Light source	NR. 1 x 12W COB CREE "CXA 1507" LED
Screws	Stainless steel
Transformer	Electronic power supply 220/240V 50/60Hz built-in
Gasket	Silicone rubber
Glass	Tempered
Anti-glare	Visor
Power cable	1 mt. neoprene power cable included
Gross weight	1,40 Kg
Spike	Anticorrosion plastic material



AC038  
TREE STRAP





101801-02-03-04

# LIGHTBEAM

Projector for outdoor installation. phospho-chromatised and polyester powder coated die-cast copper-free aluminium body, tempered safety glass, moulded silicone gasket and stainless steel screws. With 18 to 60 OSRAM LED, available as 24V (remote power supply needed) or 220-240V (built-in power supply). IP66 rating.

**Technical features**

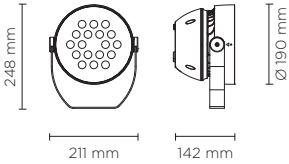


**Technical data**

IP Rating	IP66
IK Rating	IK08
Material	High corrosion resistance die-cast copper-free aluminum body
Coating	Polyester powder coating with phosphochromating pre-finish
Light source	OSRAM OSOLON SSL 80 LED
Screws	Stainless steel
Transformer	Built-in or remote, as per customer preference
Gasket	Silicone rubber
Glass	Tempered
Power cable	1 mt. power cable included



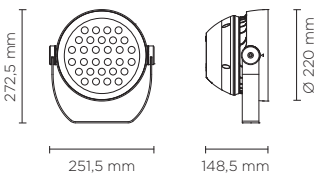
101801		LIGHTBEAM-18
light source	light beam options	lumen output (lm)
<b>3000°K warm-white</b>		
high-power led	8° / 15° / 30° / 45° / 60° / 15x60° / 20x40°	2.702
<b>4000°K neutral-white</b>		
high-power led	8° / 15° / 30° / 45° / 60° / 15x60° / 20x40°	2.758



Technical data	
Wattage	36 WATT
Light source	NR. 18 OSRAM LED
Gross weight	2,60 Kg



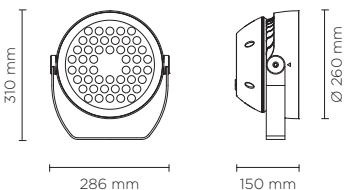
101802		LIGHTBEAM-30
light source	light beam options	lumen output (lm)
<b>3000°K warm-white</b>		
high-power led	8° / 15° / 30° / 45° / 60° / 15x60° / 20x40°	4.887
<b>4000°K neutral-white</b>		
high-power led	8° / 15° / 30° / 45° / 60° / 15x60° / 20x40°	4.986



Technical data	
Wattage	60 WATT
Light source	NR. 30 OSRAM LED
Gross weight	5,20 Kg



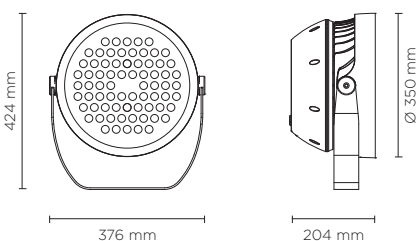
101803		LIGHTBEAM-48
light source	light beam options	lumen output (lm)
<b>3000°K warm-white</b>		
high-power led	8° / 15° / 30° / 45° / 60° / 15x60° / 20x40°	6.277
<b>4000°K neutral-white</b>		
high-power led	8° / 15° / 30° / 45° / 60° / 15x60° / 20x40°	6.405



Technical data	
Wattage	100 WATT
Light source	NR. 48 OSRAM LED
Gross weight	7,30 Kg



101804		LIGHTBEAM-60
light source	light beam options	lumen output (lm)
<b>3000°K warm-white</b>		
high-power led	8° / 15° / 30° / 45° / 60° / 15x60° / 20x40°	12.135
<b>4000°K neutral-white</b>		
high-power led	8° / 15° / 30° / 45° / 60° / 15x60° / 20x40°	12.383



Technical data	
Wattage	150 WATT
Light source	NR. 60 OSRAM LED
Gross weight	13,50 Kg



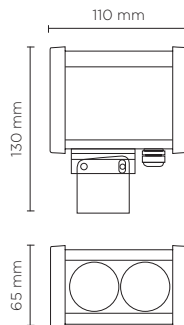





108001

## LASER MICRO

Skyscraper projector for outdoor installation to wall wash a building façade. Anodized extruded aluminium body, phosphochromatised and polyester powder coated die-cast copper-free aluminium closing caps, tempered safety glass, moulded silicone gasket and stainless steel screws. 24V DC remote driver needed, with 2 CREE LED. IP66 rating.



light source	light beam options	lumen output (lm)	lumin. efficacy (lm/w)
<b>3000°K warm-white</b>			
high-power led	 5°	400	66.67

### Finish color options:

 Silver

### remote driver selection

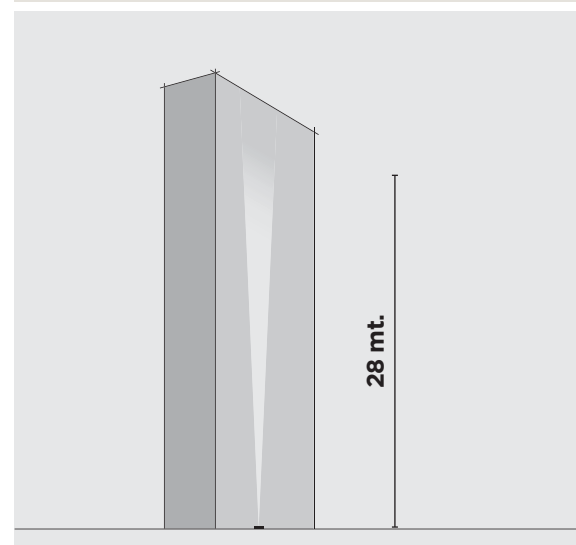
brand	manufacturer code	type	watt	IP rate	numbers of fixtures
Meanwell	LPV-20-24	constant voltage 24V DC	20W	IP67	min1 - max3
Meanwell	LPV-35-24	constant voltage 24V DC	35W	IP67	min1 - max5
Meanwell	LPV-60-24	constant voltage 24V DC	60W	IP67	min1 - max9

### Technical features



### Technical data

Wattage	6 WATT
IP Rating	IP66
IK Rating	IK07
Material	High corrosion resistance anodized extruded aluminum body, die-cast copper-free aluminum closing caps
Coating	Polyester powder coating with phosphochromating pre-finish
Light source	NR. 2 x 2W CREE LED
Screws	Stainless steel
Transformer	24V DC
Gasket	Silicone rubber
Glass	Tempered
Power cable	0,5 mt. neoprene power cable included
Gross weight	0,80 Kg

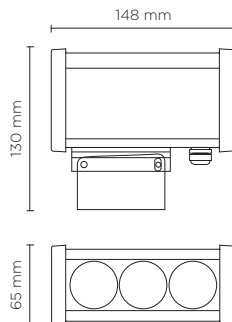




108002

## LASER MINI

Skyscraper projector for outdoor installation to wall wash a building façade. Anodized extruded aluminium body, phospho-chromatised and polyester powder coated die-cast copper-free aluminium closing caps, tempered safety glass, moulded silicone gasket and stainless steel screws. 24V DC remote driver needed, with 3 CREE LED. IP66 rating.



light source	light beam options	lumen output (lm)	lumin. efficacy (lm/w)
<b>3000°K warm-white</b>			
high-power led	5°	600	60.00

### Finish color options:

Silver

### remote driver selection

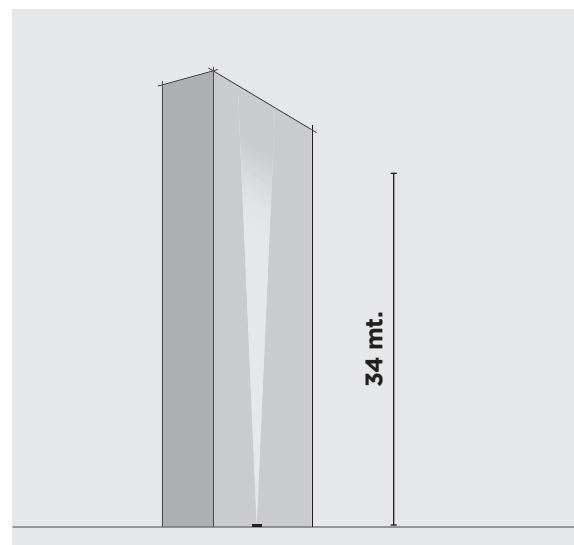
brand	manufacturer code	type	watt	IP rate	numbers of fixtures
Meanwell	LPV-20-24	constant voltage 24V DC	20W	IP67	min1 - max2
Meanwell	LPV-35-24	constant voltage 24V DC	35W	IP67	min1 - max3
Meanwell	LPV-60-24	constant voltage 24V DC	60W	IP67	min1 - max5

### Technical features



### Technical data

Wattage	10 WATT
IP Rating	IP66
IK Rating	IK07
Material	High corrosion resistance anodized extruded aluminum body, die-cast copper-free aluminum closing caps
Coating	Polyester powder coating with phosphochromating pre-finish
Light source	NR. 3 x 2W CREE LED
Screws	Stainless steel
Transformer	24V DC
Gasket	Silicone rubber
Glass	Tempered
Power cable	0,5 mt. neoprene power cable included
Gross weight	1,10 Kg

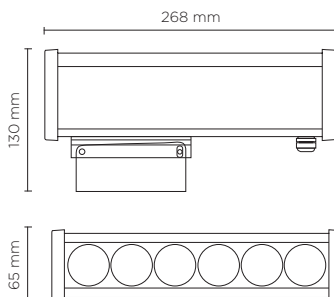




108003

## LASER MEDIUM

Skyscraper projector for outdoor installation to wall wash a building façade. Anodized extruded aluminium body, phospho-chromatised and polyester powder coated die-cast copper-free aluminium closing caps, tempered safety glass, moulded silicone gasket and stainless steel screws. Built-in LED driver 220-240V 50-60Hz, with 6 CREE LED. IP66 rating.



light source	light beam options	lumen output (lm)	lumin. efficacy (lm/w)
<b>3000°K warm-white</b>			
high-power led	5°	1.200	66.67

### Finish color options:

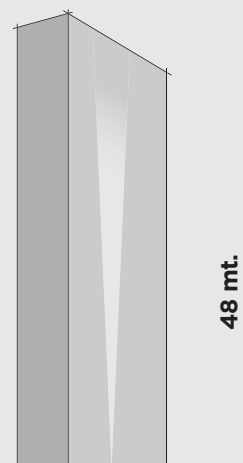
 Silver

### Technical features



### Technical data

Wattage	18 WATT
IP Rating	IP66
IK Rating	IK07
Material	High corrosion resistance anodized extruded aluminum body, die-cast copper-free aluminum closing caps
Coating	Polyester powder coating with phosphochromating pre-finish
Light source	NR. 6 x 2W CREE LED
Screws	Stainless steel
Transformer	Electronic transformer 220/240V 50/60Hz included
Gasket	Silicone rubber
Glass	Tempered
Power cable	0,5 mt. neoprene power cable included
Gross weight	1,70 Kg

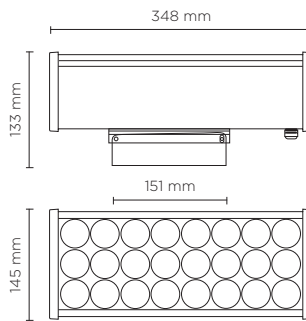




108004

## LASER MAXI

Skyscraper projector for outdoor installation to wall wash a building façade. Anodized extruded aluminium body, phosphochromatised and polyester powder coated die-cast copper-free aluminium closing caps, tempered safety glass, moulded silicone gasket and stainless steel screws. Built-in LED driver 220-240V 50-60Hz, with 24 CREE LED. IP66 rating.



light source	light beam options	lumen output (lm)	lumin. efficacy (lm/w)
<b>3000°K warm-white</b>			
high-power led	5°	4.800	87.27

### Finish color options:

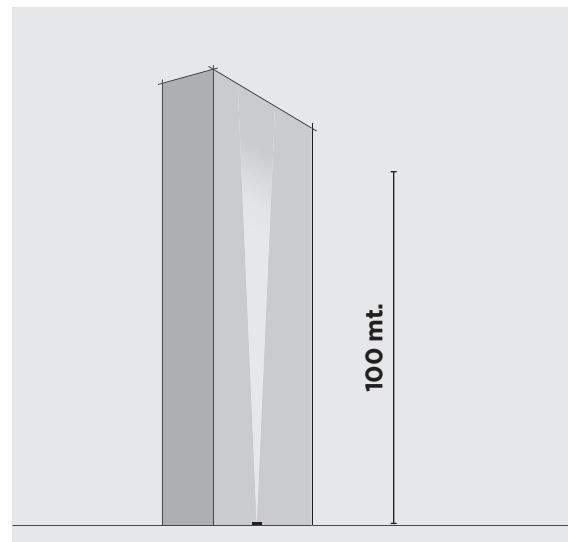
Silver

### Technical features



### Technical data

Wattage	55 WATT
IP Rating	IP66
IK Rating	IK07
Material	High corrosion resistance anodized extruded aluminum body, die-cast copper-free aluminum closing caps
Coating	Polyester powder coating with phosphochromating pre-finish
Light source	NR. 24 x 2W CREE LED
Screws	Stainless steel
Transformer	Electronic transformer 220/240V 50/60Hz included
Gasket	Silicone rubber
Glass	Tempered
Power cable	0,5 mt. neoprene power cable included
Gross weight	4,60 Kg





# IN GROUND

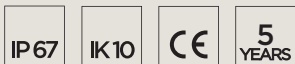
luminaire	lumen package	page
207000 TERRA	100 - 3.353	150
201000 HYDROFLOOR	55 - 4.050	176
206000 HYDROFLOOR INVISIBLE	536 - 3.875	216
202000 HYDROQUADRO	312 - 3.920	222
205000 HYDROFLOOR VETRO	650 - 940	228
208000 FACE-UP	278 - 1136	230
209000 HYDROFLOOR NANO LINEAR	190 - 558	238
203000 LINE	1.712 - 3.648	248
204000 LINE VETRO	76 - 3.750	252

207001-02-03-04-05-06

# TERRA MINI



### Technical features

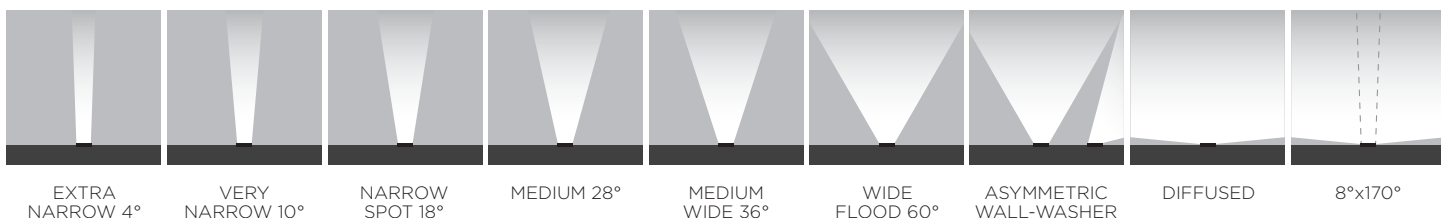


### Technical data

IP Rating	IP67
IK Rating	IK10
Material	High corrosion resistance die-cast copper-free aluminum body
Trim	Stainless steel AISI 316
Coating	Polyester powder coating with phosphochromating pre-finish
Screws	Stainless steel
Gasket	Silicone rubber
Glass	Tempered
Power cable	1 mt. power cable included



### LIGHT BEAM OPTIONS







207001

## TERRA MINI COB

Diameter 140mm ground-recessed luminaire for outdoor installation, phospho-chromatised and polyester powder coated die-cast copper-free aluminium body and stainless steel AISI 316L frame, tempered safety glass, moulded silicone gasket. Light source tilt system +/- 15deg from outside. Built-in LED driver 220-240V 50-60Hz, with 1 CREE CXB1304 LED. IP67 rating.

light source	light beam options	lumen output (lm)	lumin. efficacy (lm/w)
<b>2700°K warm-white</b>			
cob led	18°	600	75.00
cob led	36°	580	72.50
cob led	60°	560	70.00
<b>3000°K warm-white</b>			
cob led	18°	620	77.50
cob led	36°	600	75.00
cob led	60°	580	72.50
<b>4000°K neutral-white</b>			
cob led	18°	640	80.00
cob led	36°	620	77.50
cob led	60°	600	75.00

### Finish color options:

Stainless Steel

## ACCESSORIES

AC116 - HONEYCOMB LOUVER FOR TERRA MINI



AC117 - GLARE SHIELD FOR TERRA MINI

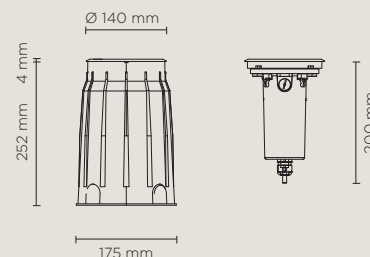


Glare shield accessory made in hard anodized black aluminum, for applications requiring very reduced glaring; minimal light loss on the light surface but overall lumen output typically reduced by 50%.

## Technical features



## Available on request



## Technical data

Wattage	8 WATT
IP Rating	IP67
IK Rating	IK10
Material	high corrosion resistance die-cast copper-free aluminum
Trim	Stainless steel AISI 316L
Coating	polyester powder coating with phosphochromating pre-finish
Light Source	Nr. 1 CREE CXB1304 COB LED
Screws	Stainless steel
Transformer	Electrical power supply 220/240V 50/60Hz built in
Gasket	Silicone rubber
Glass	Tempered
Cable gland	M20
Power cable	1 mt. neoprene power cable included
Gross weight	2,70 Kg





207002

## TERRA MINI HP

Diameter 140mm ground-recessed luminaire for outdoor installation, phosphochromatised and polyester powder coated die-cast copper-free aluminium body and stainless steel AISI 316L frame, tempered safety glass, moulded silicone gasket. Light source tilt system +/- 15deg from outside. Built-in LED driver 220-240V 50-60Hz, with 1 CREE "XHP35" LED. IP67 rating.

light source	light beam options	lumen output (lm)	lumin. efficacy (lm/w)
<b>2700°K warm-white</b>			
high-power led	4°	670	83.75
high-power led	10°	642	80.25
high-power led	28°	622	77.75
<b>3000°K warm-white</b>			
high-power led	4°	690	86.25
high-power led	10°	662	82.75
high-power led	28°	642	80.25
<b>4000°K neutral-white</b>			
high-power led	4°	703	87.88
high-power led	10°	676	84.50
high-power led	28°	656	82.00

### Finish color options:

Stainless Steel

## ACCESSORIES

AC116 - HONEYCOMB LOUVER FOR TERRA MINI



AC117 - GLARE SHIELD FOR TERRA MINI

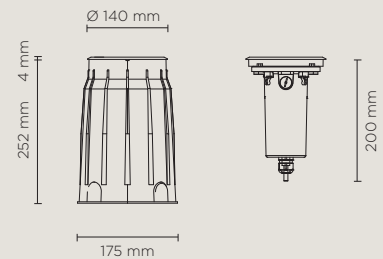


Glare shield accessory made in hard anodized black aluminum, for applications requiring very reduced glaring; minimal light loss on the light surface but overall lumen output typically reduced by 50%.

## Technical features



## Available on request



## Technical data

Wattage	8 WATT
IP Rating	IP67
IK Rating	IK10
Material	high corrosion resistance die-cast copper-free aluminum
Trim	Stainless steel AISI 316L
Coating	polyester powder coating with phosphochromating pre-finish
Light Source	Nr. 1 CREE XHP35 LED
Screws	Stainless steel
Transformer	Electrical power supply 220/240V 50/60Hz built in
Gasket	Silicone rubber
Glass	Tempered
Cable gland	M20
Power cable	1 mt. neoprene power cable included
Gross weight	2,70 Kg








207003

## TERRA MINI HP DMX RGBW

Diameter 140mm ground-recessed luminaire for outdoor installation, phospho-chromatised and polyester powder coated die-cast copper-free aluminium body and stainless steel AISI 316L frame, tempered safety glass, moulded silicone gasket. Light source tilt system +/- 15deg from outside. Remote 24V DC power supply needed, DMX interface integrated; with 1 x CREE "XML" RGBW LED. IP67 rating.

light source	light beam options	lumen output (lm)	lumin. efficacy (lm/w)
<b>RGBW</b>			
high-power led	 12°	160	35.55
high-power led	 25°	152	33.78
high-power led	 35°	145	32.23

### Finish color options:

Stainless Steel

### remote driver selection

brand	manufacturer code	type	watt	IP rate	numbers of fixtures
Meanwell	LPV-20-24	constant voltage 24V DC	20W	IP67	min 1 - max 3
Meanwell	LPV-35-24	constant voltage 24V DC	35W	IP67	min 1 - max 6

## ACCESSORIES

AC116 - HONEYCOMB LOUVER FOR TERRA MINI



AC117 - GLARE SHIELD FOR TERRA MINI

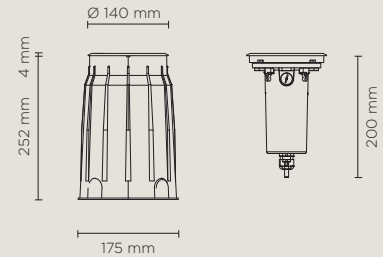


Glare shield accessory made in hard anodized black aluminum, for applications requiring very reduced glaring; minimal light loss on the light surface but overall lumen output typically reduced by 50%.

### Technical features



### Available on request



### Technical data

Wattage	4.5 WATT
IP Rating	IP67
IK Rating	IK10
Material	high corrosion resistance die-cast copper-free aluminum
Trim	Stainless steel AISI 316L
Coating	polyester powder coating with phosphochromating pre-finish
Light Source	Nr. 1 CREE "XML" RGBW LED
Screws	Stainless steel
Remote driver	Constant voltage 24V DC remote driver needed
DMX	DMX interface integrated
Gasket	Silicone rubber
Glass	Tempered
Cable gland	M20 + PG9
Power cable	1 mt. neoprene power cable included
DMX cable	DMX IN cable included
Gross weight	2,70 Kg





207004

## TERRA MINI DIFFUSED

Diameter 140mm ground-recessed luminaire for outdoor installation, phospho-chromatised and polyester powder coated die-cast copper-free aluminium body and stainless steel AISI 316L frame, tempered safety glass, moulded silicone gasket. Built-in LED driver 220-240V 50-60Hz, with 16 x mid-power SAMSUNG 2835 LED. IP67 rating.

light source	light beam options	lumen output (lm)	lumin. efficacy (lm/w)
<b>2700°K warm-white</b>			
mid-power led	diffused	100	16.67
<b>3000°K warm-white</b>			
mid-power led	diffused	110	18.34
<b>4000°K neutral-white</b>			
mid-power led	diffused	120	20.00

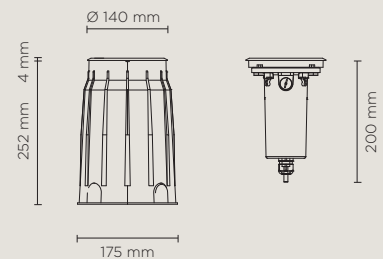
### Finish color options:

 Stainless Steel

### Technical features



### Available on request



### Technical data

Wattage	6 WATT
IP Rating	IP67
IK Rating	IK10
Material	high corrosion resistance die-cast copper-free aluminum
Trim	Stainless steel AISI 316L
Coating	polyester powder coating with phosphochromating pre-finish
Light Source	Nr. 16 x mid-power SAMSUNG 2835 LED
Screws	Stainless steel
Transformer	Electrical power supply 220/240V 50/60Hz built in
Gasket	Silicone rubber
Glass	Tempered
Cable gland	M20
Power cable	1 mt. neoprene power cable included
Gross weight	2,70 Kg








207005

## TERRA MINI WALL-WASHER

Diameter 140mm ground-recessed luminaire for outdoor installation, phospho-chromatised and polyester powder coated die-cast copper-free aluminium body and stainless steel AISI 316L frame, tempered safety glass, moulded silicone gasket. Built-in LED driver 220-240V 50-60Hz, , with 16 x mid-power SAMSUNG 2835 LED. IP67 rating.

light source	light beam options	lumen output (lm)	lumin. efficacy (lm/w)
<b>2700°K warm-white</b>			
mid-power led	 WALL-WASHER	450	75.00
<b>3000°K warm-white</b>			
mid-power led	 WALL-WASHER	470	78.34
<b>4000°K neutral-white</b>			
mid-power led	 WALL-WASHER	490	81.67

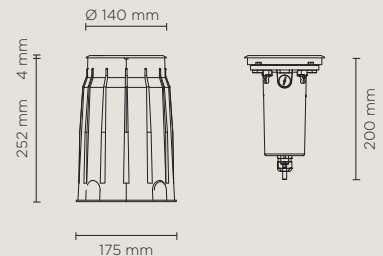
### Finish color options:

 Stainless Steel

### Technical features



### Available on request



### Technical data

Wattage	6 WATT
IP Rating	IP67
IK Rating	IK10
Material	high corrosion resistance die-cast copper-free aluminum
Trim	Stainless steel AISI 316L
Coating	polyester powder coating with phosphochromating pre-finish
Light Source	Nr. 16 x mid-power SAMSUNG 2835 LED
Screws	Stainless steel
Transformer	Electrical power supply 220/240V 50/60Hz built-in
Gasket	Silicone rubber
Glass	Tempered
Cable gland	M20
Power cable	1 mt. neoprene power cable included
Gross weight	2,70 Kg





207006

## TERRA MINI BLADE

Diameter 140mm ground-recessed luminaire for outdoor installation, phospho-chromatised and polyester powder coated die-cast copper-free aluminium body and stainless steel AISI 316L frame, tempered safety glass, moulded silicone gasket. Built-in LED driver 220-240V 50-60Hz, with 1 CREE "XHP35" LED. IP67 rating.

light source	light beam options	lumen output (lm)	lumin. efficacy (lm/w)
<b>2700°K warm-white</b>			
high-power led	8° x 170°	560	70.00
<b>3000°K neutral-white</b>			
high-power led	8° x 170°	582	72.75
<b>4000°K neutral-white</b>			
high-power led	8° x 170°	600	75.00

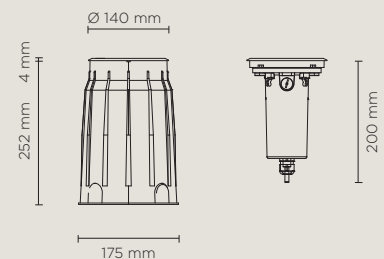
#### Finish color options:

 Stainless Steel

#### Technical features



#### Available on request



#### Technical data

Wattage	8 WATT
IP Rating	IP67
IK Rating	IK10
Material	high corrosion resistance die-cast copper-free aluminum
Trim	Stainless steel AISI 316L
Coating	polyester powder coating with phosphochromating pre-finish
Light Source	Nr. 1 CREE XHP35 LED
Screws	Stainless steel
Transformer	Electrical power supply 220/240V 50/60Hz built in
Gasket	Silicone rubber
Glass	Tempered
Cable gland	M20
Power cable	1 mt. neoprene power cable included
Gross weight	2,70 Kg




207007-08-09-10

# TERRA MINI TRIMLESS



### Technical features



### Technical data

IP Rating	IP67
IK Rating	IK10
Material	High corrosion resistance die-cast copper-free aluminum body
Coating	Polyester powder coating with phosphochromating pre-finish
Screws	Stainless steel
Gasket	Silicone rubber
Glass	Tempered
Power cable	1 mt. power cable included



SPECIAL TILT SYSTEM INTEGRATED ALLOWING ON SITE ADJUSTMENT +/- 15 DEG. WITHOUT OPENING THE LUMINAIRE

### LIGHT BEAM OPTIONS



EXTRA NARROW 4°

VERY NARROW 10°

NARROW SPOT 18°

MEDIUM 28°

MEDIUM WIDE 36°

WIDE FLOOD 60°

DIFFUSED





207007

## TERRA MINI TRIMLESS COB

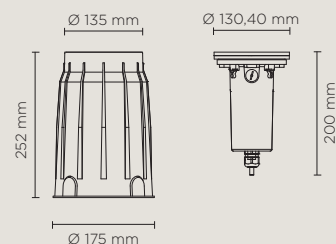
Diameter 130mm ground-recessed luminaire for outdoor installation, phospho-chromatised and polyester powder coated die-cast copper-free aluminium body, tempered safety glass, moulded silicone gasket. Light source tilt system +/- 15deg from outside. Built-in LED driver 220-240V 50-60Hz, with 1 CREE CXB1304 LED. IP67 rating.

light source	light beam options	lumen output (lm)	lumin. efficacy (lm/w)
<b>2700°K warm-white</b>			
cob led	18°	600	75.00
cob led	36°	580	72.50
cob led	60°	560	70.00
<b>3000°K warm-white</b>			
cob led	18°	620	77.50
cob led	36°	600	75.00
cob led	60°	580	72.50
<b>4000°K neutral-white</b>			
cob led	18°	640	80.00
cob led	36°	620	77.50
cob led	60°	600	75.00

### Technical features



### Available on request



### Technical data

Wattage	8 WATT
IP Rating	IP67
IK Rating	IK10
Material	high corrosion resistance die-cast copper-free aluminum
Coating	polyester powder coating with phosphocromating pre-finish
Light Source	Nr. 1 CREE CXB1304 COB LED
Screws	Stainless steel
Transformer	Electrical power supply 220/240V 50/60Hz built in
Gasket	Silicone rubber
Glass	Tempered
Cable gland	M20
Power cable	1 mt. neoprene power cable included
Gross weight	2,70 Kg



### ACCESSORIES

AC116 - HONEYCOMB LOUVER FOR TERRA MINI



AC117 - GLARE SHIELD FOR TERRA MINI



Glare shield accessory made in hard anodized black aluminum, for applications requiring very reduced glaring; minimal light loss on the light surface but overall lumen output typically reduced by 50%.



207008

# TERRA MINI TRIMLESS HP

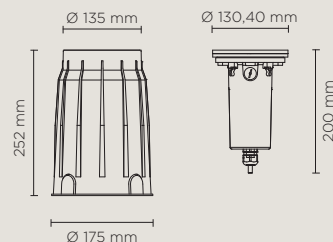
Diameter 130mm ground-recessed luminaire for outdoor installation, phosphochromatised and polyester powder coated die-cast copper-free aluminium body, tempered safety glass, moulded silicone gasket. Light source tilt system +/- 15deg from outside. Built-in LED driver 220-240V 50-60Hz, with 1 CREE "XHP35" LED. IP67 rating.

light source	light beam options	lumen output (lm)	lumin. efficacy (lm/w)
<b>2700°K warm-white</b>			
high-power led	4°	670	83.75
high-power led	10°	642	80.25
high-power led	28°	622	77.75
<b>3000°K warm-white</b>			
high-power led	4°	690	86.25
high-power led	10°	662	82.75
high-power led	28°	642	80.25
<b>4000°K neutral-white</b>			
high-power led	4°	703	87.88
high-power led	10°	676	84.50
high-power led	28°	656	82.00

## Technical features



## Available on request



## Technical data

Wattage	8 WATT
IP Rating	IP67
IK Rating	IK10
Material	high corrosion resistance die-cast copper-free aluminum
Coating	polyester powder coating with phosphocromating pre-finish
Light Source	Nr. 1 CREE XHP35 LED
Screws	Stainless steel
Transformer	Electrical power supply 220/240V 50/60Hz built in
Gasket	Silicone rubber
Glass	Tempered
Cable gland	M20
Power cable	1 mt. neoprene power cable included
Gross weight	2,70 Kg



## ACCESSORIES

AC116 - HONEYCOMB LOUVER FOR TERRA MINI



AC117 - GLARE SHIELD FOR TERRA MINI






Glare shield accessory made in hard anodized black aluminum, for applications requiring very reduced glaring; minimal light loss on the light surface but overall lumen output typically reduced by 50%.



207009

# TERRA MINI TRIMLESS HP DMX RGBW

Diameter 130mm ground-recessed luminaire for outdoor installation, phospho-chromatised and polyester powder coated die-cast copper-free aluminium body and stainless steel AISI 316L frame, tempered safety glass, moulded silicone gasket. Light source tilt system +/- 15deg from outside. Remote 24V DC power supply needed, DMX interface integrated; with 1 x CREE "XML" RGBW LED. IP67 rating.

light source	light beam options	lumen output (lm)	lumin. efficacy (lm/w)
<b>RGBW</b>			
high-power led	 12°	160	35.55
high-power led	 25°	152	33.78
high-power led	 35°	145	32.23

## remote driver selection

brand	manufacturer code	type	watt	IP rate	numbers of fixtures
Meanwell	LPV-20-24	constant voltage 24V DC	20W	IP67	min 1 - max 3
Meanwell	LPV-35-24	constant voltage 24V DC	35W	IP67	min 1 - max 6

## ACCESSORIES

AC116 - HONEYCOMB LOUVER FOR TERRA MINI



AC117 - GLARE SHIELD FOR TERRA MINI

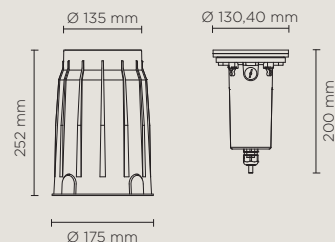


Glare shield accessory made in hard anodized black aluminum, for applications requiring very reduced glaring; minimal light loss on the light surface but overall lumen output typically reduced by 50%.

## Technical features



## Available on request



## Technical data

Wattage	4.5 WATT
IP Rating	IP67
IK Rating	IK10
Material	high corrosion resistance die-cast copper-free aluminum
Coating	polyester powder coating with phosphochromating pre-finish
Light Source	Nr. 1 CREE "XML" RGBW LED
Screws	Stainless steel
Remote driver	Constant voltage 24V DC remote driver needed
DMX	DMX interface integrated
Gasket	Silicone rubber
Glass	Tempered
Cable gland	M20 + PG9
Power cable	1 mt. neoprene power cable included
DMX cable	DMX IN cable included
Gross weight	2,70 Kg





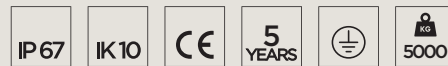
207010

## TERRA MINI TRIMLESS DIFFUSED

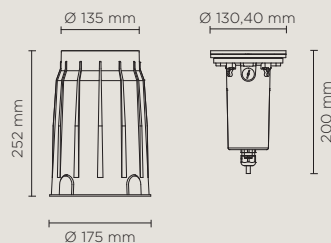
Diameter 130mm ground-recessed luminaire for outdoor installation, phosphochromatised and polyester powder coated die-cast copper-free aluminium body, tempered safety glass, moulded silicone gasket. Built-in LED driver 220-240V 50-60Hz, with 16 x mid-power SAMSUNG 2835 LED. IP67 rating.

light source	light beam options	lumen output (lm)	lumin. efficacy (lm/w)
<b>2700°K warm-white</b>			
mid-power led	diffused	100	16.67
<b>3000°K warm-white</b>			
mid-power led	diffused	110	18.34
<b>4000°K neutral-white</b>			
mid-power led	diffused	120	20.00

### Technical features



### Available on request



### Technical data

Wattage	6 WATT
IP Rating	IP67
IK Rating	IK10
Material	high corrosion resistance die-cast copper-free aluminum
Coating	polyester powder coating with phosphochromating pre-finish
Light Source	Nr. 16 x mid-power SAMSUNG 2835 LED
Screws	Stainless steel
Transformer	Electrical power supply 220/240V 50/60Hz built in
Gasket	Silicone rubber
Glass	Tempered
Cable gland	M20
Power cable	1 mt. neoprene power cable included
Gross weight	2,70 Kg




207011-12-13-14

# TERRA MEDIUM



**Technical features**



**Technical data**

IP Rating	IP67
IK Rating	IK10
Material	High corrosion resistance die-cast copper-free aluminum body
Trim	Stainless steel AISI 316
Coating	Polyester powder coating with phosphochromating pre-finish
Screws	Stainless steel
Gasket	Silicone rubber
Glass	Tempered
Power cable	1 mt. power cable included



**LIGHT BEAM OPTIONS**



EXTRA NARROW 4°

VERY NARROW 10°

NARROW SPOT 14°

MEDIUM 28°

MEDIUM WIDE 35°

WIDE FLOOD 55°

ASYMMETRIC WALL-WASHER



207011

## TERRA MEDIUM COB

Diameter 205mm ground-recessed luminaire for outdoor installation, phospho-chromatised and polyester powder coated die-cast copper-free aluminium body and stainless steel AISI 316L frame, tempered safety glass, moulded silicone gasket. Light source tilt system +/- 15deg from outside.

Built-in LED driver 220-240V 50-60Hz, with 1 CREE CXB1512 LED. IP67 rating.

light source	light beam options	lumen output (lm)	lumin. efficacy (lm/w)
<b>2700°K warm-white</b>			
cob led	14°	1.050	80.77
cob led	35°	1.000	76.93
cob led	55°	980	75.38
<b>3000°K warm-white</b>			
cob led	14°	1.099	84.54
cob led	35°	1.079	83.00
cob led	55°	1.057	81.31
<b>4000°K neutral-white</b>			
cob led	14°	1.133	87.15
cob led	35°	1.113	85.62
cob led	55°	1.090	83.85

### Finish color options:

Stainless Steel

### ACCESSORIES

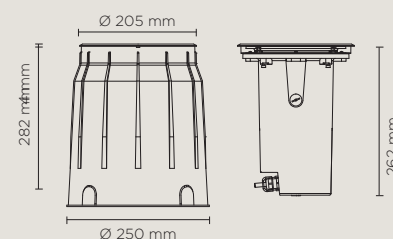


AC118  
HONEYCOMB LOUVER  
FOR TERRA MEDIUM

### Technical features



### Available on request



### Technical data

Wattage	13 WATT
IP Rating	IP67
IK Rating	IK10
Material	high corrosion resistance die-cast copper-free aluminum
Trim	Stainless steel AISI 316L
Coating	polyester powder coating with phosphochromating pre-finish
Light Source	Nr. 1 CREE CXB1512 COB LED
Screws	Stainless steel
Transformer	Electrical power supply 220/240V 50/60Hz built in
Gasket	Silicone rubber
Glass	Tempered
Cable gland	M20
Power cable	1 mt. neoprene power cable included
Gross weight	5,40 Kg





207012

## TERRA MEDIUM HP

Diameter 205mm ground-recessed luminaire for outdoor installation, phosphochromatised and polyester powder coated die-cast copper-free aluminium body and stainless steel AISI 316L frame, tempered safety glass, moulded silicone gasket. Light source tilt system +/- 15deg from outside. Built-in LED driver, with 3 x CREE "XHP35" LED. IP67 rating.

light source	light beam options	lumen output (lm)	lumin. efficacy (lm/w)
<b>2700°K warm-white</b>			
high-power led	4°	1.809	90.45
high-power led	10°	1.733	86.65
high-power led	28°	1.679	83.95
<b>3000°K warm-white</b>			
high-power led	4°	1.863	93.15
high-power led	10°	1.787	89.35
high-power led	28°	1.733	86.65
<b>4000°K neutral-white</b>			
high-power led	4°	1.898	94.90
high-power led	10°	1.825	91.25
high-power led	28°	1.771	88.55

### Finish color options:

Stainless Steel

### ACCESSORIES

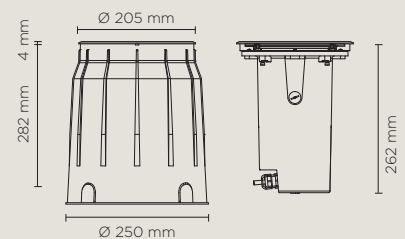


AC118  
HONEYCOMB LOUVER  
FOR TERRA MEDIUM

### Technical features



### Available on request



### Technical data

Wattage	20 WATT
IP Rating	IP67
IK Rating	IK10
Material	high corrosion resistance die-cast copper-free aluminum
Trim	Stainless steel AISI 316L
Coating	polyester powder coating with phosphochromating pre-finish
Light Source	Nr. 3 CREE XHP35 LED
Screws	Stainless steel
Transformer	Electrical power supply 220/240V 50/60Hz built in
Gasket	Silicone rubber
Glass	Tempered
Cable gland	M20
Power cable	1 mt. neoprene power cable included
Gross weight	5,40 Kg










207013

# TERRA MEDIUM HP DMX RGBW

Diameter 205mm ground-recessed luminaire for outdoor installation, phosphochromatised and polyester powder coated die-cast copper-free aluminium body and stainless steel AISI 316L frame, tempered safety glass, moulded silicone gasket. Light source tilt system +/- 15deg from outside. Built-in LED driver, DMX interface integrated; with 3 x CREE "XML" RGBW LED. IP67 rating.

light source	light beam options	lumen output (lm)	lumin. efficacy (lm/w)
<b>RGBW</b>			
high-power led	 12°	480	34.28
high-power led	 25°	456	32.58
high-power led	 35°	435	31.07

### Finish color options:

 Stainless Steel

### ACCESSORIES

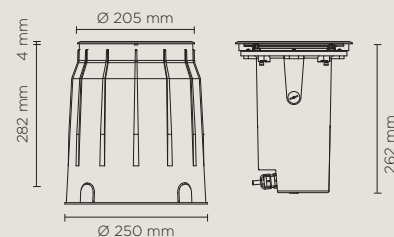


AC118  
HONEYCOMB LOUVER  
FOR TERRA MEDIUM

### Technical features



### Available on request



### Technical data

Wattage	14 WATT
IP Rating	IP67
IK Rating	IK10
Material	high corrosion resistance die-cast copper-free aluminum
Trim	Stainless steel AISI 316L
Coating	polyester powder coating with phosphochromating pre-finish
Light Source	Nr. 3 CREE "XML" RGBW LED
Screws	Stainless steel
Transformer	Electrical power supply 220/240V 50/60Hz built-in
DMX	DMX interface integrated
Gasket	Silicone rubber
Glass	Tempered
Cable gland	M20 + PG9
Power cable	1 mt. neoprene power cable included
DMX cable	DMX IN cable included
Gross weight	5,40 Kg





207014

## TERRA MEDIUM WALL-WASHER

Diameter 205mm ground-recessed luminaire for outdoor installation, phosphochromatised and polyester powder coated die-cast copper-free aluminium body and stainless steel AISI 316L frame, tempered safety glass, moulded silicone gasket. Built-in LED driver 220-240V 50-60Hz, with 32 x mid-power SAMSUNG 2835 LED. IP67 rating.

light source	light beam options	lumen output (lm)	lumin. efficacy (lm/w)
<b>2700°K warm-white</b>			
mid-power led	WALL-WASHER	900	69.23
<b>3000°K warm-white</b>			
mid-power led	WALL-WASHER	940	72.31
<b>4000°K neutral-white</b>			
mid-power led	WALL-WASHER	980	75.38

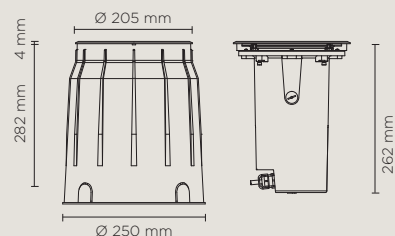
### Finish color options:

 Stainless Steel

### Technical features



### Available on request



### Technical data

Wattage	13 WATT
IP Rating	IP67
IK Rating	IK10
Material	high corrosion resistance die-cast copper-free aluminum
Trim	Stainless steel AISI 316L
Coating	polyester powder coating with phosphochromating pre-finish
Light Source	Nr. 32 x mid-power SAMSUNG 2835 LED
Screws	Stainless steel
Transformer	Electrical power supply 220/240V 50/60Hz built-in
Gasket	Silicone rubber
Glass	Tempered
Cable gland	M20
Power cable	1 mt. neoprene power cable included
Gross weight	5,40 Kg

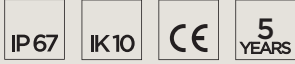


207015-16-17-18

# TERRA MAXI



### Technical features



### Technical data

IP Rating	IP67
IK Rating	IK10
Material	High corrosion resistance die-cast copper-free aluminum body
Coating	Polyester powder coating with phosphochromating pre-finish
Screws	Stainless steel
Gasket	Silicone rubber
Glass	Tempered
Power cable	1 mt. power cable included



### LIGHT BEAM OPTIONS



EXTRA NARROW 4°

VERY NARROW 10°

NARROW SPOT 14°

MEDIUM 28°

MEDIUM WIDE 35°

WIDE FLOOD 55°

ASYMMETRIC WALL-WASHER



207015

## TERRA MAXI COB

Diameter 240mm ground-recessed luminaire for outdoor installation, phospho-chromatised and polyester powder coated die-cast copper-free aluminium body and stainless steel AISI 316L frame, tempered safety glass, moulded silicone gasket. Light source tilt system +/- 15deg from outside. Built-in LED driver 220-240V 50-60Hz, with 1 CREE CXB2540 LED. IP67 rating.

light source	light beam options	lumen output (lm)	lumin. efficacy (lm/w)
<b>2700°K warm-white</b>			
cob led	14°	2.960	92.50
cob led	35°	2.940	91.88
cob led	55°	2.920	91.25
<b>3000°K warm-white</b>			
cob led	14°	2.970	92.81
cob led	35°	2.950	92.19
cob led	55°	2.930	91.56
<b>4000°K neutral-white</b>			
cob led	14°	2.990	93.44
cob led	35°	2.970	92.81
cob led	55°	2.950	92.19

### Finish color options:

Stainless Steel

### ACCESSORIES

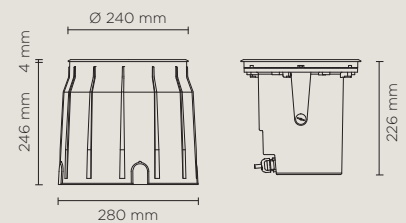


AC119  
HONEYCOMB LOUVER  
FOR TERRA MAXI

### Technical features



### Available on request



### Technical data

Wattage	32 WATT
IP Rating	IP67
IK Rating	IK10
Material	high corrosion resistance die-cast copper-free aluminum
Trim	Stainless steel AISI 316L
Coating	polyester powder coating with phosphocromating pre-finish
Light Source	Nr. 1 CREE CXB2540 LED
Screws	Stainless steel
Transformer	Electrical power supply 220/240V 50/60Hz built in
Gasket	Silicone rubber
Glass	Tempered
Cable gland	M20
Power cable	1 mt. neoprene power cable included
Gross weight	6,50 Kg





207016

# TERRA MAXI HP

Diameter 240mm ground-recessed luminaire for outdoor installation, phosphochromatised and polyester powder coated die-cast copper-free aluminium body and stainless steel AISI 316L frame, tempered safety glass, moulded silicone gasket. Light source tilt system +/- 15deg from outside. Built-in LED driver, with 4 x CREE "XHP50.2" LED. IP67 rating.

light source	light beam options	lumen output (lm)	lumin. efficacy (lm/w)
<b>2700°K warm-white</b>			
high-power led	4°	3.296	96.94
high-power led	10°	3.268	96.12
high-power led	28°	3.239	95.26
<b>3000°K warm-white</b>			
high-power led	4°	3.325	97.79
high-power led	10°	3.296	96.94
high-power led	28°	3.268	96.12
<b>4000°K neutral-white</b>			
high-power led	4°	3.353	98.62
high-power led	10°	3.325	97.79
high-power led	28°	3.296	96.94

## Finish color options:

Stainless Steel

## ACCESSORIES

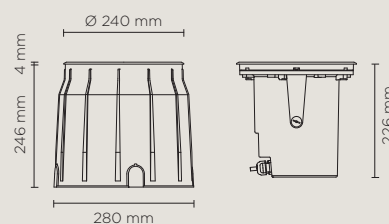


AC119  
HONEYCOMB LOUVER  
FOR TERRA MAXI

## Technical features



## Available on request



## Technical data

Wattage	34 WATT
IP Rating	IP67
IK Rating	IK10
Material	high corrosion resistance die-cast copper-free aluminum
Trim	Stainless steel AISI 316L
Coating	polyester powder coating with phosphochromating pre-finish
Light Source	Nr. 4 CREE XHP50.2 LED
Screws	Stainless steel
Transformer	Electrical power supply 220/240V 50/60Hz built in
Gasket	Silicone rubber
Glass	Tempered
Cable gland	M20
Power cable	1 mt. neoprene power cable included
Gross weight	6,50 Kg








207017

# TERRA MAXI HP DMX RGBW

Diameter 240mm ground-recessed luminaire for outdoor installation, phosphochromatised and polyester powder coated die-cast copper-free aluminium body and stainless steel AISI 316L frame, tempered safety glass, moulded silicone gasket. Light source tilt system +/- 15deg from outside. Built-in LED driver, DMX interface integrated; with 6 x CREE "XML" RGBW LED. IP67 rating.

light source	light beam options	lumen output (lm)	lumin. efficacy (lm/w)
<b>RGBW</b>			
high-power led	 12°	1.000	35.71
high-power led	 25°	992	35.43
high-power led	 35°	981	35.04

### Finish color options:

 Stainless Steel

### ACCESSORIES

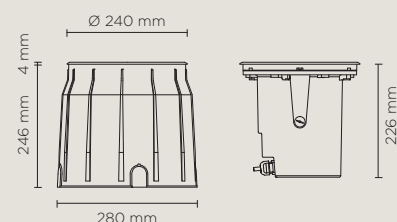


AC119  
HONEYCOMB LOUVER  
FOR TERRA MAXI

### Technical features



### Available on request



### Technical data

Wattage	28 WATT
IP Rating	IP67
IK Rating	IK10
Material	high corrosion resistance die-cast copper-free aluminum
Trim	Stainless steel AISI 316L
Coating	polyester powder coating with phosphochromating pre-finish
Light Source	Nr. 6 CREE "XML" RGBW LED
Screws	Stainless steel
Transformer	Electronic power supply 220/240V 50/60Hz built-in
DMX	DMX interface integrated
Gasket	Silicone rubber
Glass	Tempered
Cable gland	M20 + PG9
Power cable	1 mt. neoprene power cable included
DMX cable	DMX IN cable included
Gross weight	6,50 Kg





207018

# TERRA MAXI WALL-WASHER

Diameter 240mm ground-recessed luminaire for outdoor installation, phosphochromatised and polyester powder coated die-cast copper-free aluminium body and stainless steel AISI 316L frame, tempered safety glass, moulded silicone gasket. Built-in LED driver 220-240V 50-60Hz, with 66 x mid-power SAMSUNG 2835 LED. IP67 rating.

light source	light beam options	lumen output (lm)	lumin. efficacy (lm/w)
<b>2700°K warm-white</b>			
mid-power led	WALL-WASHER	1.800	75.00
<b>3000°K warm-white</b>			
mid-power led	WALL-WASHER	1.880	78.33
<b>4000°K neutral-white</b>			
mid-power led	WALL-WASHER	1.960	81.67

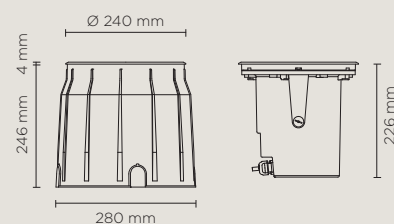
#### Finish color options:

 Stainless Steel

#### Technical features



#### Available on request




#### Technical data

Wattage	24 WATT
IP Rating	IP67
IK Rating	IK10
Material	high corrosion resistance die-cast copper-free aluminum
Trim	Stainless steel AISI 316L
Coating	polyester powder coating with phosphochromating pre-finish
Light Source	Nr. 66 x mid-power SAMSUNG 2835 LED
Screws	Stainless steel
Transformer	Electrical power supply 220/240V 50/60Hz built-in
Gasket	Silicone rubber
Glass	Tempered
Cable gland	M20
Power cable	1 mt. neoprene power cable included
Gross weight	6,50 Kg







201074

## HYDROFLOOR NANO XXS

Round ground-recessed luminaire for outdoor installation, Hard anodized black aluminium body and stainless steel AISI 316 front trim, tempered safety glass, moulded silicone gasket. Remote constant current 350 mA driver needed, with 1 CREE XP-G2 LED. IP68 rating.



### 350 mA - LED POWER 1.2W

light source	light beam options	lumen output (lm)	lumin. efficacy (lm/w)
<b>3000°K warm-white</b>			
high-power led	15°	75	75.00
high-power led	30°	65	65.00
high-power led	45°	60	60.00
<b>4000°K neutral-white</b>			
high-power led	15°	80	80.00
high-power led	30°	70	70.00
high-power led	45°	65	65.00
<b>2700°K CCT</b> available on request			

### Finish color options:

Stainless Steel

### remote driver selection

brand	manufacturer code	type	watt	IP rate	numbers of fixtures
ALVIT Italy	AL1435S-IP	constant current 350mA	14W	IP67	min 1 - max 8
Meanwell	LPC-20-350	constant current 350mA	16.8W	IP67	min 4 - max 12

### Technical features



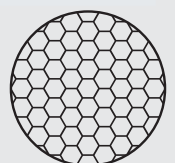
### Technical data

Wattage	1 WATT
IP Rating	IP68
IK Rating	IK09
Material	Hard anodized black aluminium body
Trim	Stainless steel AISI 316 L
Light source	Nr. 1 CREE XP-G2 LED
Remote driver	Constant current max 350 mA
Gasket	Silicone rubber
Glass	Tempered
Cable gland	M12
Power cable	1 mt. neoprene power cable included
Gross weight	0,20 Kg



### OPTIONAL

AC062  
HONEYCOMB LOUVER  
FOR NANO XXS





NANO XXS  
Ø 32

NANO XS  
Ø 67

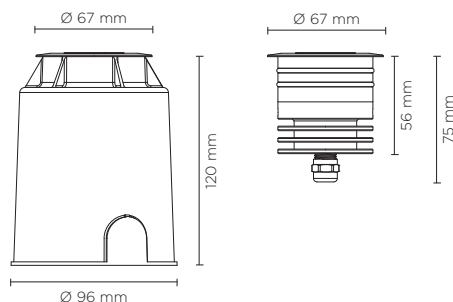
NANO  
Ø 81



201072

## HYDROFLOOR NANO XS

Round ground-recessed luminaire for outdoor installation, Hard anodized black aluminium body and stainless steel AISI 316 front trim, tempered safety glass, moulded silicone gasket. Remote constant current max 700 mA driver needed, with 1 CREE XP-L LED. IP68 rating.



### 350 mA - LED POWER 1.2W

light source	light beam options	lumen output (lm)	lumin. efficacy (lm/w)
<b>3000°K warm-white</b>			
high-power led	10°	138	115.00
high-power led	30°	132	110.00
high-power led	45°	125	104.00
<b>4000°K neutral-white</b>			
high-power led	10°	144	120.00
high-power led	30°	137	114.00
high-power led	45°	131	109.00

**2700°K CCT** available on request

### Finish color options:

Stainless Steel

### Technical features









### Technical data







Wattage	Max 2,5 WATT
IP Rating	IP68
IK Rating	IK09
Material	Hard anodized black aluminium body
Trim	Stainless steel AISI 316 L
Light source	NR. 1 x CREE XP-L LED
Remote driver	Constant current max 700 mA
Static weight resistance	Max 3000 Kg
Gasket	Silicone rubber
Glass	Tempered
Cable gland	M12
Power cable	1 mt. neoprene power cable included
Gross weight	0,70 Kg



**500 mA - LED POWER 1.7W**

light source	light beam options	lumen output (lm)	lumin. efficacy (lm/w)
<b>3000°K warm-white</b>			
high-power led	 10°	196	115.00
high-power led	 30°	187	110.00
high-power led	 45°	177	104.00
<b>4000°K neutral-white</b>			
high-power led	 10°	204	120.00
high-power led	 30°	194	114.00
high-power led	 45°	186	109.00
<b>2700°K CCT</b> available on request			

**700 mA - LED POWER 2.5W**

light source	light beam options	lumen output (lm)	lumin. efficacy (lm/w)
<b>3000°K warm-white</b>			
high-power led	 10°	288	115.00
high-power led	 30°	275	110.00
high-power led	 45°	260	104.00
<b>4000°K neutral-white</b>			
high-power led	 10°	300	120.00
high-power led	 30°	285	114.00
high-power led	 45°	273	109.00
<b>2700°K CCT</b> available on request			

**AC055**

**STANDARD GLARE SHIELD**

Glare shield accessory made in hard anodized black aluminum, providing good balance in between glare control and light output.

**AC056**

**SUPER COMFORT GLARE SHIELD**

Glare shield accessory made in hard anodized black aluminum, for applications requiring very reduced glaring; minimal light loss on the light surface but overall lumen output typically reduced by 50%.

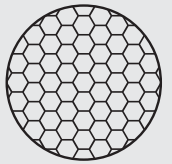
**remote driver selection**

brand	manufacturer code	type	watt	IP rate	numbers of fixtures
ALVIT Italy	AL1435S-IP	constant current 350mA	14W	IP67	min 1 - max 8
ALVIT Italy	AL1450S-IP	constant current 500mA	14W	IP67	min 1 - max 6
ALVIT Italy	AL1470S-IP	constant current 700mA	14W	IP67	min 1 - max 4



**OPTIONAL**

AC063  
HONEYCOMB LOUVER

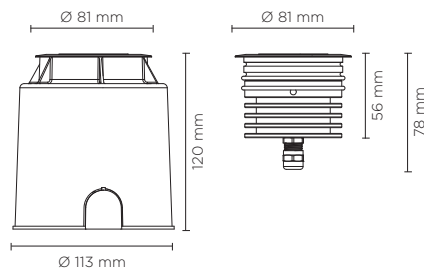




201073

## HYDROFLOOR NANO

Round ground-recessed luminaire for outdoor installation, Hard anodized black aluminium body and stainless steel AISI 316 front trim, tempered safety glass, moulded silicone gasket. Remote constant current max 700 mA driver needed, with 1 CREE XHP35 HD LED. IP68 rating.



### 350 mA - LED POWER 5W

light source	light beam options	lumen output (lm)	lumin. efficacy (lm/w)
<b>3000°K warm-white</b>			
high-power led	4°	510	102.00
high-power led	10°	489	97.80
high-power led	28°	474	94.80
<b>4000°K neutral-white</b>			
high-power led	4°	520	104.00
high-power led	10°	499	99.80
high-power led	28°	484	96.80

**2700°K CCT** available on request

### Finish color options:

 Stainless Steel

### Technical features









### Technical data







Wattage	Max 10 WATT
IP Rating	IP68
IK Rating	IK09
Material	Hard anodized black aluminium body
Trim	Stainless steel AISI 316 L
Light source	NR. 1 x CREE XHP35 LED
Remote driver	Constant current max 700 mA
Static weight resistance	Max 3000 Kg
Gasket	Silicone rubber
Glass	Tempered
Cable gland	M12
Power cable	1 mt. neoprene power cable included
Gross weight	0,90 Kg



**500 mA - LED POWER 7W**

light source	light beam options	lumen output (lm)	lumin. efficacy (lm/w)
<b>3000°K warm-white</b>			
high-power led	 4°	690	98.57
high-power led	 10°	662	94.57
high-power led	 28°	642	91.71
<b>4000°K neutral-white</b>			
high-power led	 4°	703	100.43
high-power led	 10°	676	96.57
high-power led	 28°	656	93.71
<b>2700°K CCT available on request</b>			

**700 mA - LED POWER 10W**

light source	light beam options	lumen output (lm)	lumin. efficacy (lm/w)
<b>3000°K warm-white</b>			
high-power led	 4°	907	90.69
high-power led	 10°	872	87.20
high-power led	 28°	846	84.60
<b>4000°K neutral-white</b>			
high-power led	 4°	930	93.00
high-power led	 10°	890	89.00
high-power led	 28°	863	86.30
<b>2700°K CCT available on request</b>			

**AC057**

**STANDARD GLARE SHIELD**

Glare shield accessory made in hard anodized black aluminum, providing good balance in between glare control and light output.

**AC058**

**SUPER COMFORT GLARE SHIELD**

Glare shield accessory made in hard anodized black aluminum, for applications requiring very reduced glaring; minimal light loss on the light surface but overall lumen output typically reduced by 50%.

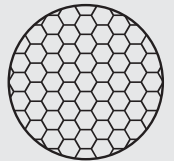
**remote driver selection**

brand	manufacturer code	type	watt	IP rate	numbers of fixtures
ALVIT Italy	AL1435S-IP	constant current 350mA	14W	IP67	min 1 - max 2
ALVIT Italy	AL1450S-IP	constant current 500mA	14W	IP67	1
ALVIT Italy	AL1470S-IP	constant current 700mA	14W	IP67	1
TCI Italy	152014/350	constant current 350mA	17W	IP68	min 1 - max 3
TCI Italy	152014/500	constant current 500mA	24W	IP68	min 1 - max 3
TCI Italy	152014/700	constant current 700mA	30W	IP68	min 1 - max 3



**OPTIONAL**

AC064  
HONEYCOMB LOUVER



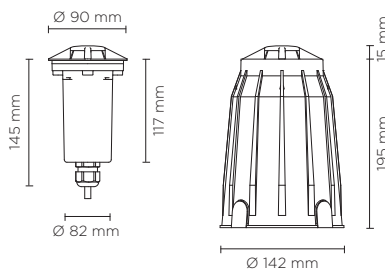




201075

# HYDROFLOOR MICRO 01

Round ground-recessed luminaire diam. 98 mm for outdoor installation, Phosphochromatised and polyester powder coated die-cast copper-free aluminium body and top cover with one window (single light emission 1 x 90°), polycarbonate diffuser, moulded silicone gasket. Built-in LED driver 220-240V 50-60Hz, with 1 CREE XP-G2 LED. IP67 rating.



light source	light beam options	lumen output (lm)	lumin. efficacy (lm/w)
<b>3000°K warm-white</b>			
high-power led	1 x 90°	55	18,33
<b>4000°K neutral-white</b>			
high-power led	1 x 90°	60	20,00
<b>2700°K CCT</b> available on request			

#### Finish color options:

- Textured Grey RAL 9006
- Anthracite Grey RAL 7016
- Matt Black (on request)

#### Technical features



#### Technical data

Wattage	3 WATT
IP Rating	IP67
IK Rating	IK10
Material	High corrosion resistance die-cast copper-free aluminum
Trim	High corrosion resistance die-cast copper-free aluminum
Coating	Polyester powder coating with phosphochromating pre-finish
Light source	NR. 1 CREE XP-G2 LED
Screws	Stainless steel
Transformer	Electronic power supply 220/240V 50/60Hz built-in
Gasket	Silicone rubber
Diffuser	Polycarbonate
Cable gland	M20
Power cable	1 mt. neoprene power cable included
Gross weight	1,00 Kg



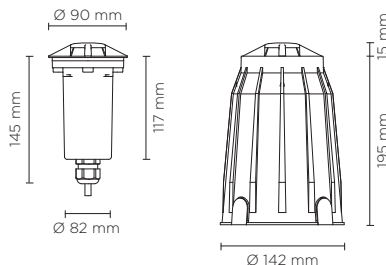






201076

# HYDROFLOOR MICRO 02

Round ground-recessed luminaire diam. 98 mm for outdoor installation, Phosphochromatised and polyester powder coated die-cast copper-free aluminium body and top cover with two windows (double sides light emission 2 x 90°), polycarbonate diffuser, moulded silicone gasket. Built-in LED driver 220-240V 50-60Hz, with 1 CREE XP-G2 LED. IP67 rating.



light source	light beam options	lumen output (lm)	lumin. efficacy (lm/w)
<b>3000°K warm-white</b>			
high-power led	 2 x 90°	100	33,33
<b>4000°K neutral-white</b>			
high-power led	 2 x 90°	105	35,00
<b>2700°K CCT</b> available on request			

**Finish color options:**


- Textured Grey RAL 9006
- Anthracite Grey RAL 7016
- Matt Black (on request)


**Technical features**



**Technical data**

Wattage	3 WATT
IP Rating	IP67
IK Rating	IK10
Material	High corrosion resistance die-cast copper-free aluminum
Trim	High corrosion resistance die-cast copper-free aluminum
Coating	Polyester powder coating with phosphochromating pre-finish
Light source	NR. 1 CREE XP-G2 LED
Screws	Stainless steel
Transformer	Electronic power supply 220/240V 50/60Hz built-in
Gasket	Silicone rubber
Diffuser	Polycarbonate
Cable gland	M20
Power cable	1 mt. neoprene power cable included
Gross weight	1,00 Kg

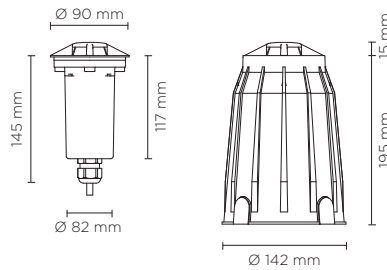




201077

# HYDROFLOOR MICRO 04

Round ground-recessed luminaire diam. 98 mm for outdoor installation, Phosphochromatised and polyester powder coated die-cast copper-free aluminium body and top cover with four windows (four sides light emission 4 x 90°), polycarbonate diffuser, moulded silicone gasket. Built-in LED driver 220-240V 50-60Hz, with 1 CREE XP-G2 LED. IP67 rating.



light source	light beam options	lumen output (lm)	lumin. efficacy (lm/w)
<b>3000°K warm-white</b>			
high-power led	✗ 4 x 90°	160	53,33
<b>4000°K neutral-white</b>			
high-power led	✗ 4 x 90°	170	56,67
<b>2700°K CCT</b> available on request			

#### Finish color options:

- Textured Grey  
RAL 9006
- Anthracite Grey  
RAL 7016
- Matt Black  
(on request)

#### Technical features



#### Technical data

Wattage	3 WATT
IP Rating	IP67
IK Rating	IK10
Material	High corrosion resistance die-cast copper-free aluminum
Trim	High corrosion resistance die-cast copper-free aluminum
Coating	Polyester powder coating with phosphochromating pre-finish
Light source	NR. 1 CREE XP-G2 LED
Screws	Stainless steel
Transformer	Electronic power supply 220/240V 50/60Hz built-in
Gasket	Silicone rubber
Diffuser	Polycarbonate
Cable gland	M20
Power cable	1 mt. neoprene power cable included
Gross weight	1,00 Kg

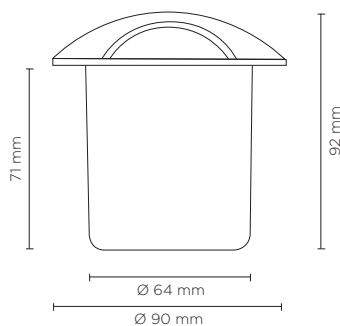






201065

# HYDROFLOOR MICRO STEEL 01

Round ground-recessed drive-over luminaire for outdoor installation, top cover with one way 1x90° light emission. Body and top cover completely realized in stainless steel AISI 304, tempered safety glass, moulded silicone gasket. Built-in LED driver 220-240V50-60Hz, with 1 CREE XP-E2 LED. IP67 rating.



light source	light beam options	lumen output (lm)	lumin. efficacy (lm/w)
<b>3000°K warm-white</b>			
high-power led	 1 x 90°	150	50,00
<b>4000°K neutral-white</b>			
high-power led	 1 x 90°	158	52,66

#### Finish color options:

 Stainless Steel

#### Technical features



#### Technical data

Wattage	3 WATT
IP Rating	IP67
IK Rating	IK10
Material	Stainless steel AISI 304
Light source	NR. 1 CREE "XP-E2" LED
Screws	Stainless steel
Transformer	Electronic power supply 220/240V 50/60Hz built-in
Static weight resistance	Max 2000 Kg
Gasket	Silicone rubber
Glass	Tempered
Cable gland	M12
Power cable	1 mt. neoprene power cable included
Gross weight	1,00 Kg
Included	Polypropilene recessing box



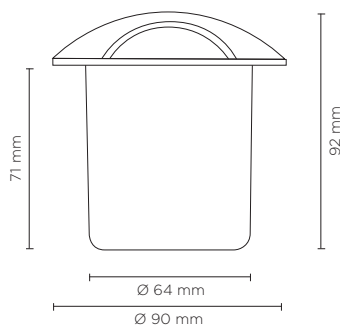






201066

## HYDROFLOOR MICRO STEEL 02

Round ground-recessed drive-over luminaire for outdoor installation, top cover with two ways 2x90° light emission. Body and top cover completely realized in stainless steel AISI 304, tempered safety glass, moulded silicone gasket. Built-in LED driver 220-240V 50-60Hz, with 2 CREE XP-E2 LED. IP67 rating.



light source	light beam options	lumen output (lm)	lumin. efficacy (lm/w)
<b>3000°K warm-white</b>			
high-power led	 2 x 90°	250	50,00
<b>4000°K neutral-white</b>			
high-power led	 2 x 90°	263	52,60

### Finish color options:

 Stainless Steel

### Technical features



### Technical data

Wattage	5 WATT
IP Rating	IP67
IK Rating	IK10
Material	Stainless steel AISI 304
Light source	NR. 2 CREE "XP-E2" LED
Screws	Stainless steel
Transformer	Electronic power supply 220/240V 50/60Hz built-in
Static weight resistance	Max 2000 Kg
Gasket	Silicone rubber
Glass	Tempered
Cable gland	M12
Power cable	1 mt. neoprene power cable included
Gross weight	1,00 Kg
Included	Polypropilene recessing box

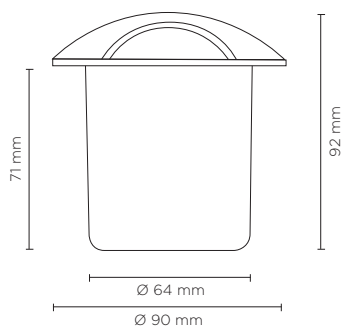






201067

# HYDROFLOOR MICRO STEEL 04

Round ground-recessed drive-over luminaire for outdoor installation, top cover with two ways 4x70° light emission. Body and top cover completely realized in stainless steel AISI 304, tempered safety glass, moulded silicone gasket. Built-in LED driver 220-240V 50-60Hz, with 4 CREE XP-E2 LED. IP67 rating.



light source	light beam options	lumen output (lm)	lumin. efficacy (lm/w)
<b>3000°K warm-white</b>			
high-power led	 4 x 70°	400	66,67
<b>4000°K neutral-white</b>			
high-power led	 4 x 70°	420	70,00

#### Finish color options:

 Stainless Steel

#### Technical features



#### Technical data

Wattage	6 WATT
IP Rating	IP67
IK Rating	IK10
Material	Stainless steel AISI 304
Light source	NR. 4 CREE "XP-E2" LED
Screws	Stainless steel
Transformer	Electronic power supply 220/240V 50/60Hz built-in
Static weight resistance	Max 2000 Kg
Gasket	Silicone rubber
Glass	Tempered
Cable gland	M12
Power cable	1 mt. neoprene power cable included
Gross weight	1,00 Kg
Included	Polypropilene recessing box



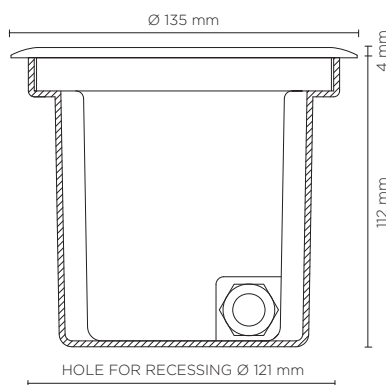


201012

# HYDROFLOOR MINI

Round ground-recessed luminaire for outdoor installation, Phospho-chromatised and polyester powder coated die-cast copper-free aluminium body and stainless steel AISI 304 frame, tempered safety glass, moulded silicone gasket.

Built-in LED driver 220-240V 50-60Hz, with 3 CREE XP-G3 LED. IP67 rating.



light source	light beam options	lumen output (lm)	lumin. efficacy (lm/w)
<b>3000°K warm-white</b>			
high-power led	10°	346	115.33
high-power led	30°	329	109.66
high-power led	45°	312	104.00
<b>4000°K neutral-white</b>			
high-power led	10°	360	120.00
high-power led	30°	342	114.00
high-power led	45°	325	108.33

**2700°K CCT** available on request

**Finish color options:**

 Stainless Steel

**Technical features**



**Technical data**

Wattage	3 WATT
IP Rating	IP67
IK Rating	IK10
Material	High corrosion resistance die-cast copper-free aluminum body
Ring	Stainless steel AISI 304
Coating	Polyester powder coating with phosphocromating pre-finish
Light source	N. 3 x 1W CREE "XP-G3" LED
Screws	Stainless steel
Transformer	Electronic power supply 220/240V 50/60Hz built-in
Static weight resistance	Max 5000 Kg
Gasket	Silicone rubber
Glass	Tempered
Cable gland	M20
Adjustable	+/- 15 degrees
Power cable	1 mt. neoprene power cable included
Gross weight	1,25 Kg
Included	Polypropilene recessing box

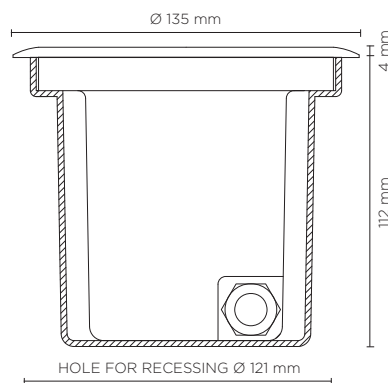




201017P

## HYDROFLOOR MINI ROUND GU10

Round ground-recessed luminaire for outdoor installation, Phospho-chromatised and polyester powder coated die-cast copper-free aluminium body and stainless steel AISI 304 frame, tempered safety glass, moulded silicone gasket. GU10 LED / halogen. IP67 rating.



light source	light color	light beam options
GU10 LED / HALOGEN	SEE BULB FEATURES	SEE BULB FEATURES

### Finish color options:

 Stainless Steel

### Technical features



### Technical data

Wattage	35 WATT MAX
IP Rating	IP67
IK Rating	IK10
Material	High corrosion resistance die-cast copper-free aluminum body
Ring	Stainless steel AISI 304
Coating	Polyester powder coating with phosphochromating pre-finish
Light source	GU10 base, MAX 35W
Screws	Stainless steel
Static weight resistance	Max 5000 Kg
Gasket	Silicone rubber
Glass	Tempered
Cable gland	M20
Optional	Fully frosted glass available on request.
Gross weight	1,20 Kg
Included	Polypropilene recessing box

201018P Floor compact square GU10



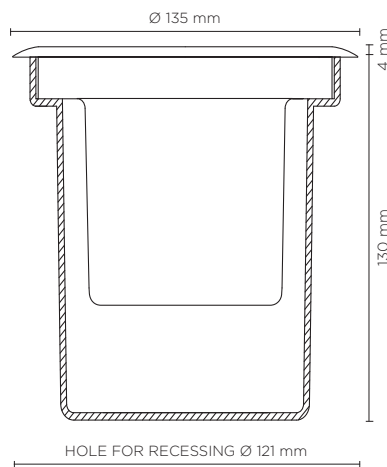




201019P

## HYDROFLOOR MINI STEEL AISI 316 ROUND GU10

Round ground-recessed luminaire for outdoor installation, Stainless steel AISI 316 body and frame, tempered safety glass, moulded silicone gasket. GU10 LED / halogen. IP67 rating.



### light source

GU10 LED / HALOGEN

### light color

SEE BULB FEATURES

### light beam options

SEE BULB FEATURES

### Finish color options:

 Stainless Steel

### Technical features

IP67

IK10

CE

5 YEARS



 5000

### Technical data

Wattage	35 WATT MAX
IP Rating	IP67
IK Rating	IK10
Material	Completely made in Stainless Steel AISI 316
Ring	Stainless steel AISI 316
Light source	GU10 base, MAX 35W
Screws	Stainless steel
Static weight resistance	Max 5000 Kg
Gasket	Silicone rubber
Glass	Tempered
Cable gland	M20
Optional	Fully frosted glass available on request.
Gross weight	1,20 Kg
Included	Polypropilene recessing box

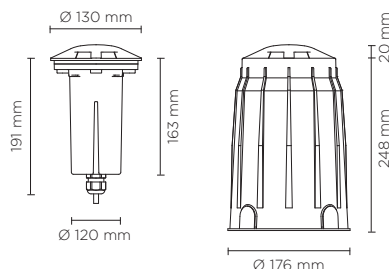






201078

# HYDROFLOOR MINI 01

Round ground-recessed luminaire diam. 138 mm for outdoor installation, Phosphochromatised and polyester powder coated die-cast copper-free aluminium body and top cover with one window (single light emission 1 x 90°), polycarbonate diffuser, moulded silicone gasket. Built-in LED driver 220-240V 50-60Hz, with 1 CREE XHP-35 LED. IP67 rating.



light source	light beam options	lumen output (lm)	lumin. efficacy (lm/w)
<b>3000°K warm-white</b>			
high-power led	 1 x 90°	220	24,45
<b>4000°K neutral-white</b>			
high-power led	 1 x 90°	240	26,67
<b>2700°K CCT</b> available on request			

#### Finish color options:

-  Textured Grey RAL 9006
-  Anthracite Grey RAL 7016
-  Matt Black (on request)

#### Technical features




#### Available on request



#### Technical data

Wattage	9 WATT
IP Rating	IP67
IK Rating	IK10
Material	High corrosion resistance die-cast copper-free aluminum
Trim	High corrosion resistance die-cast copper-free aluminum
Coating	Polyester powder coating with phosphochromating pre-finish
Light source	NR. 1 CREE XHP35 LED
Screws	Stainless steel
Transformer	Electrical power supply 220/240V 50/60Hz built-in
Gasket	Silicone rubber
Diffuser	Polycarbonate
Cable gland	M20
Power cable	1 mt. neoprene power cable included
Gross weight	2,00 Kg

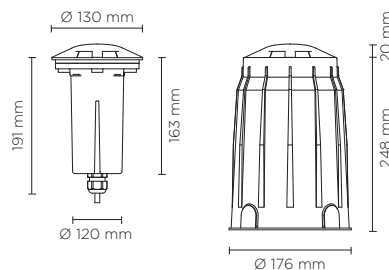






201079

# HYDROFLOOR MINI 02

Round ground-recessed luminaire diam. 138 mm for outdoor installation, Phosphochromatised and polyester powder coated die-cast copper-free aluminium body and top cover with two windows (double sides light emission 2 x 90°), polycarbonate diffuser, moulded silicone gasket. Built-in LED driver 220-240V 50-60Hz, with 1 CREE XHP-35 LED. IP67 rating.



light source	light beam options	lumen output (lm)	lumin. efficacy (lm/w)
<b>3000°K warm-white</b>			
high-power led	 2 x 90°	330	36,67
<b>4000°K neutral-white</b>			
high-power led	 2 x 90°	340	37,78
<b>2700°K CCT</b> available on request			

#### Finish color options:

-  Textured Grey RAL 9006
-  Anthracite Grey RAL 7016
-  Matt Black (on request)

#### Technical features





#### Available on request




#### Technical data

Wattage	9 WATT
IP Rating	IP67
IK Rating	IK10
Material	High corrosion resistance die-cast copper-free aluminum
Trim	High corrosion resistance die-cast copper-free aluminum
Coating	Polyester powder coating with phosphochromating pre-finish
Light source	NR. 1 CREE XHP35 LED
Screws	Stainless steel
Transformer	Electrical power supply 220/240V 50/60Hz built-in
Gasket	Silicone rubber
Diffuser	Polycarbonate
Cable gland	M20
Power cable	1 mt. neoprene power cable included
Gross weight	2,00 Kg



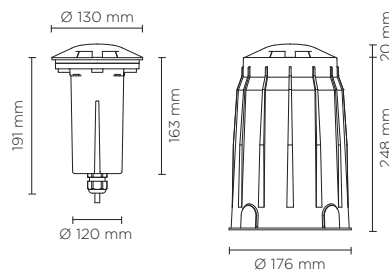






201080

# HYDROFLOOR MINI 04

Round ground-recessed luminaire diam. 138 mm for outdoor installation, Phosphochromatised and polyester powder coated die-cast copper-free aluminium body and top cover with four windows (four sides light emission 4 x 90°), polycarbonate diffuser, moulded silicone gasket. Built-in LED driver 220-240V 50-60Hz, with 1CREE XHP-35 LED. IP67 rating.



light source	light beam options	lumen output (lm)	lumin. efficacy (lm/w)
<b>3000°K warm-white</b>			
high-power led	 4 x 90°	420	46,67
<b>4000°K neutral-white</b>			
high-power led	 4 x 90°	430	47,78
<b>2700°K CCT</b> available on request			

#### Finish color options:

-  Textured Grey RAL 9006
-  Anthracite Grey RAL 7016
-  Matt Black (on request)

#### Technical features



#### Available on request



#### Technical data

Wattage	9 WATT
IP Rating	IP67
IK Rating	IK10
Material	High corrosion resistance die-cast copper-free aluminum
Trim	High corrosion resistance die-cast copper-free aluminum
Coating	Polyester powder coating with phosphochromating pre-finish
Light source	Nr. 1 CREE XHP35 LED
Screws	Stainless steel
Transformer	Electrical power supply 220/240V 50/60Hz built-in
Gasket	Silicone rubber
Diffuser	Polycarbonate
Cable gland	M20
Power cable	1 mt. neoprene power cable included
Gross weight	2,00 Kg



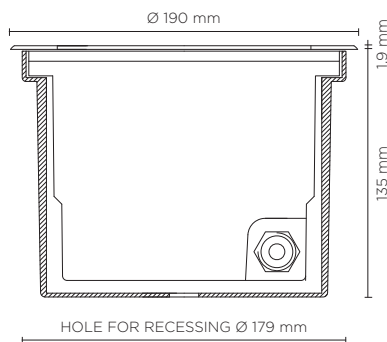




201024

# HYDROFLOOR MEDIUM

Round ground-recessed luminaire for outdoor installation, Phospho-chromatised and polyester powder coated die-cast copper-free aluminium body and stainless steel AISI 304 frame, tempered safety glass, moulded silicone gasket. Built-in LED driver 220-240V 50-60Hz, with 5 CREE XP-G3 LED. IP67 rating.



light source	light beam options	lumen output (lm)	lumin. efficacy (lm/w)
<b>3000°K warm-white</b>			
high-power led	10°	720	90.00
high-power led	30°	684	85.50
high-power led	45°	650	81.25
<b>4000°K neutral-white</b>			
high-power led	10°	750	93.75
high-power led	30°	713	89.13
high-power led	45°	677	84.63
<b>2700°K CCT</b> available on request			

**Finish color options:**

Stainless Steel

**Technical features**



**Available on request**



**Technical data**

Wattage	8 WATT
IP Rating	IP67
IK Rating	IK10
Material	High corrosion resistance die-cast copper-free aluminum body
Ring	Stainless steel AISI 304
Coating	Polyester powder coating with phosphochromating pre-finish
Light source	N. 5 x 1.5W CREE "XP-G3" LED
Screws	Stainless steel
Transformer	Electronic power supply 220/240V 50/60Hz built-in
Static weight resistance	Max 5000 Kg
Gasket	Silicone rubber
Glass	Tempered
Cable gland	M20
Adjustable	+/- 15 degrees
Power cable	1 mt. neoprene power cable included
Gross weight	2,20 Kg
Included	Polypropilene recessing box included

HydroFloor MEDIUM square LED available on request

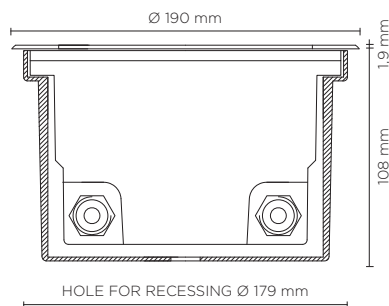




201058

# HYDROFLOOR MEDIUM COMPACT

Round compact ground-recessed luminaire for outdoor installation, Phospho-chromatised and polyester powder coated die-cast copper-free aluminium body and stainless steel AISI 304 frame, tempered safety glass, moulded silicone gasket. Built-in LED driver 220-240V 50-60Hz, with 5 CREE XP-G3 LED. IP67 rating.



light source	light beam options	lumen output (lm)	lumin. efficacy (lm/w)
<b>3000°K warm-white</b>			
high-power led	10°	720	90.00
high-power led	30°	684	85.50
high-power led	45°	650	81.25
<b>4000°K neutral-white</b>			
high-power led	10°	750	93.75
high-power led	30°	713	89.13
high-power led	45°	677	84.63

**2700°K CCT** available on request

**Finish color options:**

Stainless Steel

## Technical features



## Technical data

Wattage	8 WATT
IP Rating	IP67
IK Rating	IK10
Material	High corrosion resistance die-cast copper-free aluminum body
Ring	Stainless steel AISI 304
Coating	Polyester powder coating with phosphocromating pre-finish
Light source	N. 5 x 1.5W CREE "XP-G3" LED
Screws	Stainless steel
Transformer	Electronic power supply 220/240V 50/60Hz built-in
Static weight resistance	Max 5000 Kg
Gasket	Silicone rubber
Glass	Tempered
Double PG11	Double PG11
Adjustable	+/- 15 degrees
Power cable	1 mt. neoprene power cable included
Gross weight	2,20 Kg
Included	Polypropilene recessing box included

HydroFloor MEDIUM compact led SQUARE. Available on request







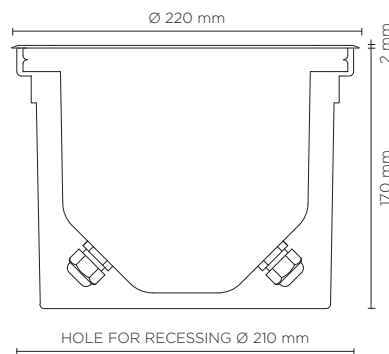




201064

# HYDROFLOOR MEDIUM STEEL AISI 316

Round ground-recessed luminaire for outdoor installation, stainless steel AISI 316 body and frame, tempered safety glass, moulded silicone gasket. Built-in LED driver 220-240V 50-60Hz, with 5 CREE XP-G3 LED. IP67 rating.



light source	light beam options	lumen output (lm)	lumin. efficacy (lm/w)
<b>3000°K warm-white</b>			
high-power led	10°	720	90.00
high-power led	30°	684	85.50
high-power led	45°	650	81.25
<b>4000°K neutral-white</b>			
high-power led	10°	750	93.75
high-power led	30°	713	89.13
high-power led	45°	677	84.63

**2700°K CCT** available on request

**Finish color options:**

Stainless Steel

**Technical features**

+/-15°

**Available on request**

**Technical data**

Wattage	8 WATT
IP Rating	IP67
IK Rating	IK10
Material	Completely made in stainless steel AISI 316
Trim	Stainless steel AISI 316
Light source	N. 5 x 1.5W CREE "XP-G3" LED
Screws	Stainless steel
Transformer	Electronic power supply 220/240V 50/60Hz built-in
Static weight resistance	Max 5000 Kg
Gasket	Silicone rubber
Glass	Tempered
Cable gland	Double M20
Adjustable	+/- 15 degrees
Power cable	1 mt. neoprene power cable included
Gross weight	2,50 Kg
Included	Polypropilene recessing box included

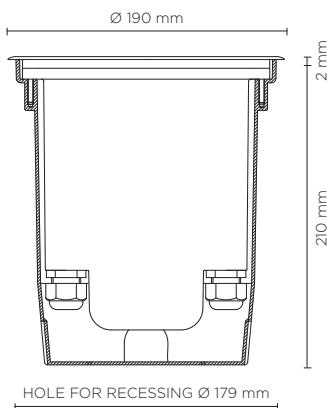




201068

# HYDROFLOOR MEDIUM COB

Ground-recessed luminaire in round shape for outdoor installation, phospho-chromatised and polyester powder coated die-cast copper-free aluminium body and stainless steel AISI 304 frame, tempered safety glass, moulded silicone gasket. Symmetrical light distribution with adjustable optics. Built-in LED driver 220-240V 50-60Hz, with 1 CREE CXB 2530 COB LED. IP67 rating.



light source	light beam options	lumen output (lm)	lumin. efficacy (lm/w)
<b>3000°K warm-white</b>			
cob led	20°	1.855	97.63
cob led	40°	1.802	94.84
<b>4000°K neutral-white</b>			
cob led	20°	1.999	105.21
cob led	40°	1.923	101.21
<b>2700°K CCT</b> available on request			

#### Finish color options:

 Stainless Steel

#### Technical features



#### Available on request



#### Technical data

Wattage	19 WATT
IP Rating	IP67
IK Rating	IK10
Material	High corrosion resistance die-cast copper-free aluminium body
Trim	Stainless steel AISI 304
Coating	Polyester powder coating with phosphochromating pre-finish
Light source	Nr. 1 CREE CXB 2530 COB LED
Screws	Stainless steel
Transformer	Electronic power supply 220/240V 50/60Hz built-in
Static weight resistance	Max 5000 Kg
Gasket	Silicone rubber
Glass	Tempered
Cable gland	Double M20
Adjustable	+/- 15 degrees
Power cable	1 mt. neoprene power cable included
Gross weight	4,00 Kg
Included	Polypropilene recessing box included

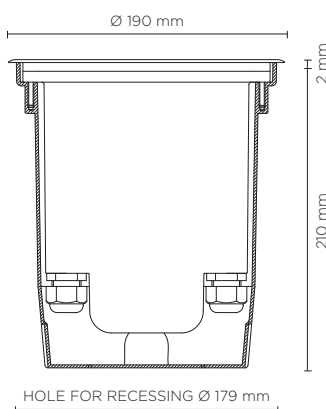




201070

# HYDROFLOOR MEDIUM COB ASYMMETRIC

Ground-recessed luminaire in round shape for outdoor installation, phospho-chromatised and polyester powder coated die-cast copper-free aluminium body and stainless steel AISI 304 frame, tempered safety glass, moulded silicone gasket. Asymmetrical “wall-washer” light distribution. Built-in LED driver 220-240V 50-60Hz, with 1 CREE CXB 2530 COB LED. IP67 rating.

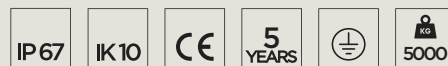


light source	light beam options	lumen output (lm)	lumin. efficacy (lm/w)
<b>3000°K warm-white</b>			
cob led	ASYMMETRIC WALL-WASHER	1.484	78.10
<b>4000°K neutral-white</b>			
cob led	ASYMMETRIC WALL-WASHER	1.599	84.16
<b>2700°K CCT</b> available on request			

#### Finish color options:

Stainless Steel

#### Technical features




#### Available on request



#### Technical data

Wattage	19 WATT
IP Rating	IP67
IK Rating	IK10
Material	High corrosion resistance die-cast copper-free aluminum body
Trim	Stainless steel AISI 304
Coating	Polyester powder coating with phosphochromating pre-finish
Light source	Nr.1 CREE CXB 2530 COB LED
Screws	Stainless steel
Transformer	Electronic power supply 220/240V 50/60Hz built-in
Static weight resistance	Max 5000 Kg
Gasket	Silicone rubber
Glass	Tempered
Cable gland	Double M20
Power cable	1 mt. neoprene power cable included
Gross weight	4,00 Kg
Included	Polypropilene recessing box included

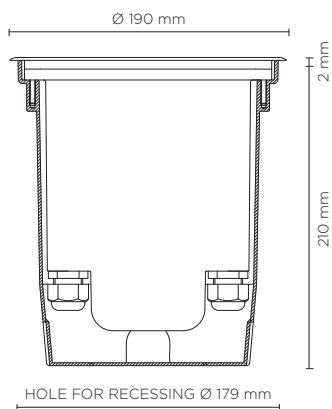




201068RGBW

# HYDROFLOOR MEDIUM DMX RGBW

Ground-recessed luminaire in round shape for outdoor installation, phospho-chromatised and polyester powder coated die-cast copper-free aluminium body and stainless steel AISI 304 frame, tempered safety glass, moulded silicone gasket. Built-in LED driver, DMX driver integrated; with 3 x CREE "XML" RGBW LED. IP67 rating.



light source	light beam options	lumen output (lm)	lumin. efficacy (lm/w)
<b>RGBW</b>			
high-power led	12°	480	34.28
high-power led	25°	468	33.43
high-power led	35°	457	32.65

#### Finish color options:

Stainless Steel

#### Technical features



#### Available on request

DALI

#### Technical data

Wattage	14 WATT
IP Rating	IP67
IK Rating	IK10
Material	High corrosion resistance die-cast copper-free aluminum body
Trim	Stainless steel AISI 304
Coating	Polyester powder coating with phosphochromating pre-finish
Light source	3 x CREE "XML" COLOR RGBW LED
Screws	Stainless steel
DMX	DMX interface integrated
Transformer	Electronic power supply 220/240V 50/60Hz built-in
Gasket	Silicone rubber
Glass	Tempered
Power cable	1 mt. neoprene power cable included
DMX cable	DMX IN cable included
Gross weight	2,40 Kg

#### DMX ACCESSORIES CONTROLLERS, SPLITTERS, ETC...

To be defined together with puk technical department, according to project specifications and after providing installation details.

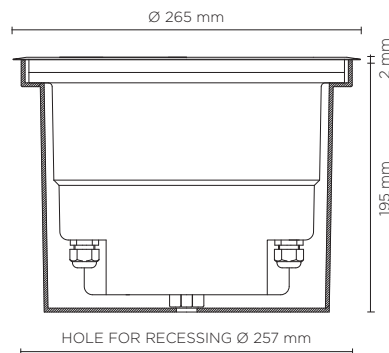


201034

# HYDROFLOOR MAXI

Round ground-recessed luminaire for outdoor installation, Phospho-chromatised and polyester powder coated die-cast copper-free aluminium body and stainless steel AISI 304 frame, tempered safety glass, moulded silicone gasket.

Built-in LED driver 220-240V 50-60Hz, with 8 CREE XP-G3 LED. IP67 rating.



light source	light beam options	lumen output (lm)	lumin. efficacy (lm/w)
<b>3000°K warm-white</b>			
high-power led	10°	1.152	96.00
high-power led	30°	1.095	91.25
high-power led	45°	1.040	86.67
<b>4000°K neutral-white</b>			
high-power led	10°	1.200	100.00
high-power led	30°	1.140	95.00
high-power led	45°	1.083	90.25

**Finish color options:**

 Stainless Steel

**Technical features**



**Available on request**



**Technical data**

Wattage	12 WATT
IP Rating	IP67
IK Rating	IK10
Material	High corrosion resistance die-cast copper-free aluminum body
Trim	Stainless steel AISI 304
Coating	Polyester powder coating with phosphochromating pre-finish
Light source	NR. 8 x 1.5W CREE "XP-G3" LED
Screws	Stainless steel
Transformer	Electronic power supply 220/240V 50/60Hz built-in
Static weight resistance	Max 5000 Kg
Gasket	Silicone rubber
Glass	Tempered
Cable gland	Double M20
Adjustable	+/- 15 degrees
Power cable	1 mt. neoprene power cable included
Gross weight	5,00 Kg
Included	Polypropilene recessing box included

HydroFloor MAXI LED SQUARE available on request

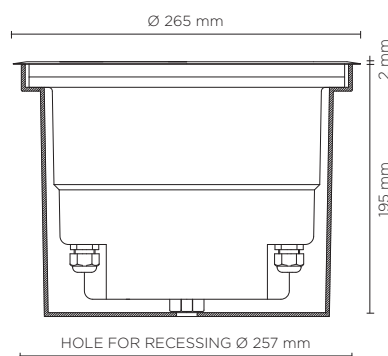




201034RGBW

## HYDROFLOOR MAXI DMX RGBW

Ground-recessed luminaire in round shape for outdoor installation, phospho-chromatised and polyester powder coated die-cast copper-free aluminium body and stainless steel AISI 304 frame, tempered safety glass, moulded silicone gasket. Built-in LED driver, DMX driver integrated; with 6 x CREE "XML" RGBW LED. IP67 rating.



light source	light beam options	lumen output (lm)	lumin. efficacy (lm/w)
<b>RGBW</b>			
high-power led	12°	1.000	35.71
high-power led	25°	992	35.43
high-power led	35°	981	35.04

### Finish color options:

Stainless Steel

### Technical features



### Available on request



### Technical data

Wattage	28 WATT
IP Rating	IP67
IK Rating	IK10
Material	High corrosion resistance die-cast copper-free aluminum body
Trim	Stainless steel AISI 304
Coating	Polyester powder coating with phosphocromating pre-finish
Light source	6 x CREE "XML" COLOR RGBW LED
Screws	Stainless steel
DMX	DMX interface integrated
Transformer	Electronic power supply 220/240V 50/60Hz built-in
Gasket	Silicone rubber
Glass	Tempered
Power cable	1 mt. neoprene power cable included
DMX cable	DMX IN cable included
Gross weight	5,10 Kg

### DMX ACCESSORIES

### CONTROLLERS, SPLITTERS, ETC...

To be defined together with puk technical department, according to project specifications and after providing installation details.

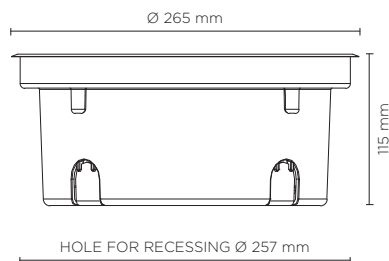




201063

# HYDROFLOOR MAXI SHALLOW

Round compact ground-recessed luminaire for outdoor installation, Phospho-chromatised and polyester powder coated die-cast copper-free aluminium body and stainless steel AISI 304 frame, tempered safety glass, moulded silicone gasket. Built-in LED driver 220-240V 50-60Hz, with 8 CREE XP-G3 LED. IP67 rating.



light source	light beam options	lumen output (lm)	lumin. efficacy (lm/w)
<b>3000°K warm-white</b>			
high-power led	10°	1.152	96.00
high-power led	30°	1.095	91.25
high-power led	45°	1.040	86.67
<b>4000°K neutral-white</b>			
high-power led	10°	1.200	100.00
high-power led	30°	1.140	95.00
high-power led	45°	1.083	90.25

**Finish color options:**

 Stainless Steel

**Technical features**



**Available on request**



**Technical data**

Wattage	12 WATT
IP Rating	IP67
IK Rating	IK10
Material	High corrosion resistance die-cast copper-free aluminum body
Trim	Stainless steel AISI 304
Coating	Polyester powder coating with phosphochromating pre-finish
Light source	N. 8 x 1.5W CREE "XP-G3" LED
Screws	Stainless steel
Transformer	Electronic power supply 220/240V 50/60Hz built-in
Static weight resistance	Max 5000 Kg
Gasket	Silicone rubber
Glass	Tempered
Cable gland	Double M20
Adjustable	+/- 15 degrees
Power cable	1 mt. neoprene power cable included
Gross weight	4,50 Kg
Included	Polypropilene recessing box included

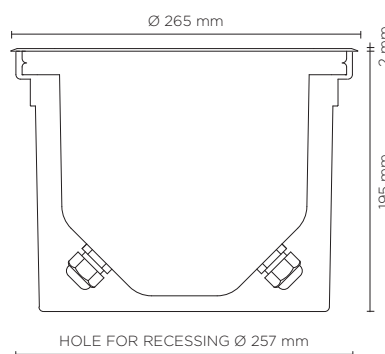




201069

# HYDROFLOOR MAXI COB

Ground-recessed luminaire in round shape for outdoor installation, phospho-chromatised and polyester powder coated die-cast copper-free aluminium body and stainless steel AISI 304 frame, tempered safety glass, moulded silicone gasket. Symmetrical light distribution with adjustable optics. Built-in LED driver 220-240V 50-60Hz, with 1 CREE CXB 3050 COB LED. IP67 rating.



light source	light beam options	lumen output (lm)	lumin. efficacy (lm/w)
<b>3000°K warm-white</b>			
cob led	20°	3.978	124.31
cob led	40°	3.912	122.25
<b>4000°K neutral-white</b>			
cob led	20°	4.050	126.56
cob led	40°	4.001	125.03
<b>2700°K CCT</b> available on request			

#### Finish color options:

Stainless Steel

#### Technical features



#### Available on request



#### Technical data

Wattage	32 WATT
IP Rating	IP67
IK Rating	IK10
Material	High corrosion resistance die-cast copper-free aluminum body
Trim	Stainless steel AISI 304
Coating	Polyester powder coating with phosphochromating pre-finish
Light source	Nr. 1 CREE CXB 3050 COB LED
Screws	Stainless steel
Transformer	Electronic power supply 220/240V 50/60Hz built-in
Static weight resistance	Max 5000 Kg
Gasket	Silicone rubber
Glass	Tempered
Cable gland	Double M20
Adjustable	+/- 15 degrees
Power cable	1 mt. neoprene power cable included
Gross weight	5,50 Kg
Included	Polypropilene recessing box included

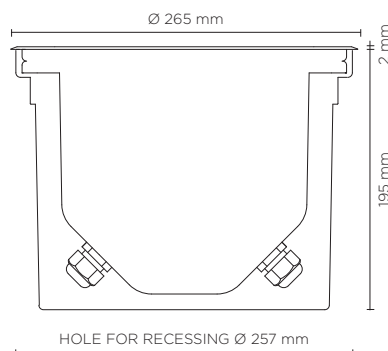




201071

# HYDROFLOOR MAXI COB ASYMMETRIC

Ground-recessed luminaire in round shape for outdoor installation, phospho-chromatised and polyester powder coated die-cast copper-free aluminium body and stainless steel AISI 304 frame, tempered safety glass, moulded silicone gasket. Asymmetrical “wall-washer” light distribution. Built-in LED driver 220-240V 50-60Hz, with 1 CREE CXB 3050 COB LED. IP67 rating.



light source	light beam options	lumen output (lm)	lumin. efficacy (lm/w)
<b>3000°K warm-white</b>			
cob led	ASYMMETRIC WALL-WASHER	3.182	99.43
<b>4000°K neutral-white</b>			
cob led	ASYMMETRIC WALL-WASHER	3.240	101.25
<b>2700°K CCT</b> available on request			

#### Finish color options:

 Stainless Steel

#### Technical features



#### Available on request



#### Technical data

Wattage	32 WATT
IP Rating	IP67
IK Rating	IK10
Material	High corrosion resistance die-cast copper-free aluminum body
Trim	Stainless steel AISI 304
Coating	Polyester powder coating with phosphochromating pre-finish
Light source	Nr.1 CREE CXB 3050 COB LED
Screws	Stainless steel
Transformer	Electronic power supply 220/240V 50/60Hz built-in
Static weight resistance	Max 5000 Kg
Gasket	Silicone rubber
Glass	Tempered
Cable gland	Double M20
Power cable	1 mt. neoprene power cable included
Gross weight	5,50 Kg
Included	Polypropilene recessing box included

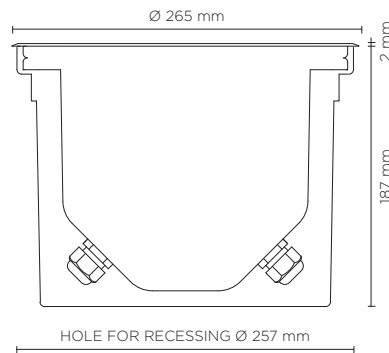




201059

# HYDROFLOOR MAXI STEEL AISI 316

Round compact ground-recessed luminaire for outdoor installation, stainless steel AISI 316 body and frame, tempered safety glass, moulded silicone gasket. Built-in LED driver 220-240V 50-60Hz, with 8 CREE XP-G3 LED. IP67 rating.



light source	light beam options	lumen output (lm)	lumin. efficacy (lm/w)
<b>3000°K warm-white</b>			
high-power led	10°	1.152	96.00
high-power led	30°	1.095	91.25
high-power led	45°	1.040	86.67
<b>4000°K neutral-white</b>			
high-power led	10°	1.200	100.00
high-power led	30°	1.140	95.00
high-power led	45°	1.083	90.25
<b>2700°K CCT available on request</b>			

**Finish color options:**

Stainless Steel

**Technical features**




**Available on request**



**Technical data**

Wattage	12 WATT
IP Rating	IP67
IK Rating	IK10
Material	Completely made in stainless steel AISI 316
Trim	Stainless steel AISI 316
Light source	NR. 8 x 1.5W CREE "XP-G3" LED
Screws	Stainless steel
Transformer	Electronic power supply 220/240V 50/60Hz built-in
Static weight resistance	Max 5000 Kg
Gasket	Silicone rubber
Glass	Tempered
Cable gland	Double M20
Adjustable	+/- 15 degrees
Power cable	1 mt. neoprene power cable included
Gross weight	5,50 Kg
Included	Polypropilene recessing box included

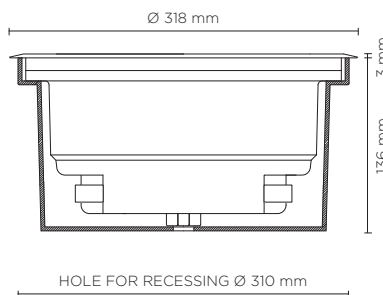




201048

# HYDROFLOOR MAXI COMPACT

Round compact ground-recessed luminaire for outdoor installation, Phospho-chromatised and polyester powder coated die-cast copper-free aluminium body and stainless steel AISI 304 frame, tempered safety glass, moulded silicone gasket. Built-in LED driver 220-240V 50-60Hz, with 15 CREE XP-G3 LED. IP67 rating.



light source	light beam options	lumen output (lm)	lumin. efficacy (lm/w)
<b>3000°K warm-white</b>			
high-power led	10°	2.160	98.18
high-power led	30°	2.052	93.27
high-power led	45°	1.949	88.60
<b>4000°K neutral-white</b>			
high-power led	10°	2.250	102.28
high-power led	30°	2.137	97.14
high-power led	45°	2.030	92.27

**2700°K CCT** available on request

#### Finish color options:

 Stainless Steel

#### Technical features




#### Available on request



#### Technical data

Wattage	22 WATT
IP Rating	IP67
IK Rating	IK10
Material	High corrosion resistance die-cast copper-free aluminum body
Trim	Stainless steel AISI 304
Coating	Polyester powder coating with phosphochromating pre-finish
Light source	NR. 15 x 1.5W CREE "XP-G3" LED
Screws	Stainless steel
Transformer	Electronic power supply 220/240V 50/60Hz built-in
Static weight resistance	Max 5000 Kg
Gasket	Silicone rubber
Glass	Tempered
Cable gland	Double M20
Adjustable	+/- 15 degrees
Power cable	1 mt. neoprene power cable included
Gross weight	5,0 Kg
Included	Polypropilene recessing box included

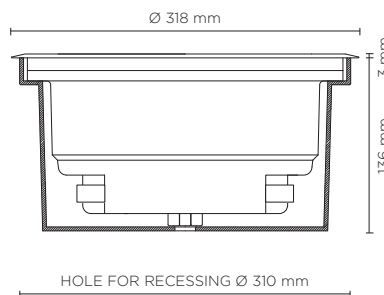




201062

# HYDROFLOOR MAXI COMPACT PRO

Round compact ground-recessed luminaire for outdoor installation, Phospho-chromatised and polyester powder coated die-cast copper-free aluminium body and stainless steel AISI 304 frame, tempered safety glass, moulded silicone gasket. Built-in LED driver 220-240V 50-60Hz, with 15 CREE XP-L LED. IP67 rating.



light source*	light beam options	lumen output (lm)	lumin. efficacy (lm/w)
<b>3000°K warm-white</b>			
high-power led	10°	3.680	92.00
high-power led	30°	3.500	87.50
high-power led	45° *	3.320	83.00

\* Other light colors available on request: Neutral-white, \* 45° On Request

#### Finish color options:

 Stainless Steel

#### Technical features



#### Available on request



#### Technical data

Wattage	40 WATT
IP Rating	IP67
IK Rating	IK10
Material	High corrosion resistance die-cast copper-free aluminum body
Trim	Stainless steel AISI 304
Coating	Polyester powder coating with phosphochromating pre-finish
Light source	NR. 15 CREE "XP-L" LED
Screws	Stainless steel
Transformer	Electronic power supply 220/240V 50/60Hz built-in
Static weight resistance	Max 5000 Kg
Gasket	Silicone rubber
Glass	Tempered
Cable gland	Double M20
Adjustable	+/- 15 degrees
Power cable	1 mt. neoprene power cable included
Gross weight	5,0 Kg
Included	Polypropilene recessing box included



AC005

# CONNECT 02 - 2 WAYS



## Finish color options:

■ Matt Black

## Technical features

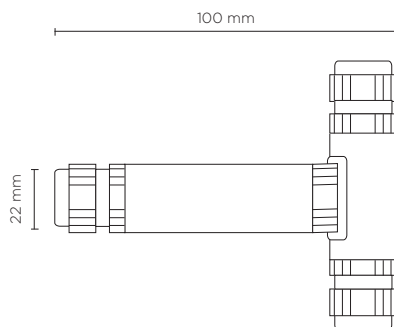


## Technical data

IP Rating	IP68
Material	Technopolymer

AC006

# CONNECT 03 - 3 WAYS



## Finish color options:


■ Matt Black

## Technical features




## Technical data

IP Rating	IP68
Material	Technopolymer







High visual comfort

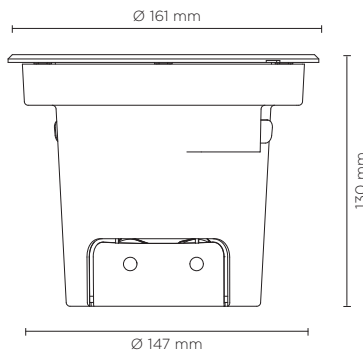
No visible screws

206001

# HYDROFLOOR MINI INVISA

## ALL BLACK APPEARANCE.

Round compact ground-recessed luminaire for outdoor installation, Phospho-chromatised and polyester powder coated die-cast copper-free aluminium body and stainless steel AISI 304 frame, tempered safety glass, moulded silicone gasket, non-visible stainless steel screws. Built-in LED driver 220-240V 50-60Hz, with 4 CREE XP-G2 LED + special optics with "invisa-light" technology. IP67 rating.



light source	light beam options	lumen output (lm)	lumin. efficacy (lm/w)
<b>3000°K warm-white</b>			
high-power led	15°	595	85.00
high-power led	35°	565	80.71
high-power led	55°	536	76.57
<b>4000°K neutral-white</b>			
high-power led	15°	630	90.00
high-power led	35°	598	85.43
high-power led	55°	568	81.14

### Finish color options:

■ Matt Black

■ Stainless Steel (on request)

## Technical features




## Available on request



## Technical data

Wattage	7 WATT
IP Rating	IP67
IK Rating	IK10
Material	High corrosion resistance die-cast copper-free aluminum body
Coating	Polyester powder coating with phosphochromating pre-finish
Trim	Stainless steel AISI 304
Light source	NR. 4 x 1.5W CREE "XP-G2" LED
Transformer	Electronic power supply 220/240V 50/60Hz built-in
Screws	Stainless steel
Optics	Special optics with "invisa-light" technology
Gasket	Silicone rubber
Glass	Tempered
Cable gland	Double M20
Static weight resistance	Max 2000 Kg
Power cable	1 mt. neoprene power cable included
Gross weight	2,00 Kg
Included	Polypropilene housing for recess included



Stainless steel finish trim available on request

Sliding hooking system for recessing box





High visual comfort

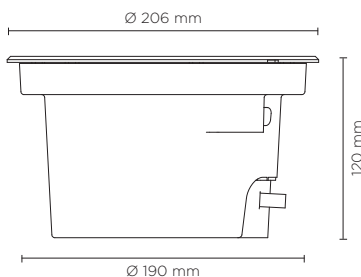
No visible screws

206002

# HYDROFLOOR MEDIUM INVISA

## ALL BLACK APPEARANCE.

Round compact ground-recessed luminaire for outdoor installation, Phospho-chromatised and polyester powder coated die-cast copper-free aluminium body and stainless steel AISI 304 frame, tempered safety glass, moulded silicone gasket, non-visible stainless steel screws. Built-in LED driver 220-240V 50-60Hz, with 9 CREE XP-G2 LED + special optics with "invisa-light" technology. IP67 rating.



light source	light beam options	lumen output (lm)	lumin. efficacy (lm/w)
<b>3000°K warm-white</b>			
high-power led	15°	1.296	86.40
high-power led	35°	1.231	82.07
high-power led	55°	1.170	78.00
<b>4000°K neutral-white</b>			
high-power led	15°	1.350	90.00
high-power led	35°	1.282	85.47
high-power led	55°	1.218	81.20

### Finish color options:

 Matt Black

 Stainless Steel (on request)

### Technical features




### Available on request



### Technical data

Wattage	15 WATT
IP Rating	IP67
IK Rating	IK10
Material	High corrosion resistance die-cast copper-free aluminum body
Coating	Polyester powder coating with phosphochromating pre-finish
Trim	Stainless steel AISI 304
Light source	NR. 9 x 1.5W CREE "XP-G2" LED
Transformer	Electronic power supply 220/240V 50/60Hz built-in
Screws	Stainless steel
Optics	Special optics with "invisa-light" technology
Gasket	Silicone rubber
Glass	Tempered
Cable gland	Double M20
Static weight resistance	Max 5000 Kg
Power cable	1 mt. neoprene power cable included
Gross weight	3,00 Kg
Included	Polypropilene housing for recess included



Stainless steel finish trim available on request

Sliding hooking system for recessing box





High visual comfort

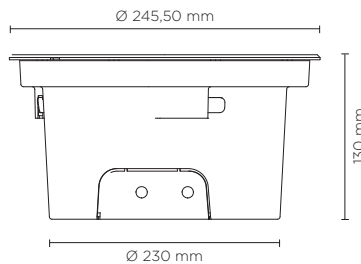
No visible screws

206003

# HYDROFLOOR MAXI INVISA

## ALL BLACK APPEARANCE.

Round compact ground-recessed luminaire for outdoor installation, Phospho-chromatised and polyester powder coated die-cast copper-free aluminium body and stainless steel AISI 304 frame, tempered safety glass, moulded silicone gasket, non-visible stainless steel screws. Built-in LED driver 220-240V 50-60Hz, with 16 CREE XP-G2 LED + special optics with "invisa-light" technology. IP67 rating.



light source	light beam options	lumen output (lm)	lumin. efficacy (lm/w)
<b>3000°K warm-white</b>			
high-power led	15°	2.232	82.67
high-power led	35°	2.120	78.52
high-power led	55°	2.014	74.59
<b>4000°K neutral-white</b>			
high-power led	15°	2.325	86.11
high-power led	35°	2.208	81.78
high-power led	55°	2.098	77.69

### Finish color options:

■ Matt Black

■ Stainless Steel (on request)

## Technical features




## Available on request



## Technical data

Wattage	27 WATT
IP Rating	IP67
IK Rating	IK10
Material	High corrosion resistance die-cast copper-free aluminum body
Coating	Polyester powder coating with phosphochromating pre-finish
Trim	Stainless steel AISI 304
Light source	NR. 16 x 1.5W CREE "XP-G2" LED
Transformer	Electronic power supply 220/240V 50/60Hz built-in
Screws	Stainless steel
Optics	Special optics with "invisa-light" technology
Gasket	Silicone rubber
Glass	Tempered
Cable	Double M20 cable gland
Static weight resistance	Max 5000 Kg
Power cable	1 mt. neoprene power cable included
Gross weight	4,50 Kg
Included	Polypropilene housing for recess included



Stainless steel finish trim available on request

Sliding hooking system for recessing box







High visual comfort

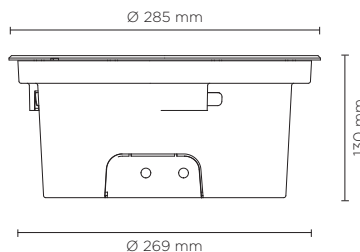
No visible screws

206004

# HYDROFLOOR MEGA INVISA

## ALL BLACK APPEARANCE.

Round compact ground-recessed luminaire for outdoor installation, Phospho-chromatised and polyester powder coated die-cast copper-free aluminium body and stainless steel AISI 304 frame, tempered safety glass, moulded silicone gasket, non-visible stainless steel screws. Built-in LED driver 220-240V 50-60Hz, with 25 CREE XP-G2 LED + special optics with "invisalight" technology. IP67 rating.



light source	light beam options	lumen output (lm)	lumin. efficacy (lm/w)
<b>3000°K warm-white</b>			
high-power led	15°	3.720	90.73
high-power led	35°	3.534	86.19
high-power led	55°	3.357	81.88
<b>4000°K neutral-white</b>			
high-power led	15°	3.875	94.51
high-power led	35°	3.681	89.78
high-power led	55°	3.497	85.29

### Finish color options:

 Matt Black

 Stainless Steel (on request)

## Technical features




## Available on request



## Technical data




Wattage	41 WATT
IP Rating	IP67
IK Rating	IK10
Material	High corrosion resistance die-cast copper-free aluminum body
Coating	Polyester powder coating with phosphochromating pre-finish
Trim	Stainless steel AISI 304
Light source	NR. 25 x 1.5W CREE "XP-G2" LED
Transformer	Electronic power supply 220/240V 50/60Hz built-in
Screws	Stainless steel
Optics	Special optics with "invisalight" technology
Gasket	Silicone rubber
Glass	Tempered
Cable gland	Double M20 cable gland
Static weight resistance	Max 5000 Kg
Power cable	1 mt. neoprene power cable included
Gross weight	6,00 Kg
Included	Polypropilene housing for recess included




Stainless steel finish trim available on request

Sliding hooking system for recessing box



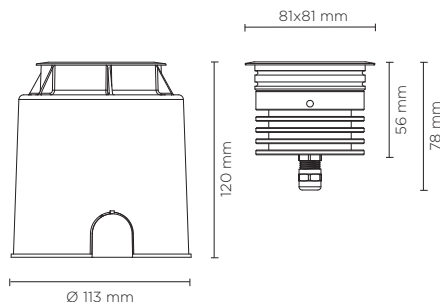




202011

# HYDROQUADRO NANO

Square ground-recessed luminaire for outdoor installation, hard anodized black aluminium body and stainless steel AISI 316 front trim, tempered safety glass, moulded silicone gasket. Remote constant current max 700 mA driver needed, with 1 CREE XHP35 HD LED. IP68 rating.



## 350 mA - LED POWER 5W

light source	light beam options	lumen output (lm)	lumin. efficacy (lm/w)
<b>3000°K warm-white</b>			
high-power led	4°	510	102.00
high-power led	10°	489	97.80
high-power led	28°	474	94.80
<b>4000°K neutral-white</b>			
high-power led	4°	520	104.00
high-power led	10°	499	99.80
high-power led	28°	484	96.80

**2700°K CCT** available on request

### Finish color options:

 Stainless Steel







## Technical features









## Technical data

Wattage	Max 10 WATT
IP Rating	IP68
IK Rating	IK09
Material	Hard anodized black aluminium body
Trim	Stainless steel AISI 316 L
Light source	Nr. 1 CREE XHP35 LED
Remote driver	Constant current max 700 mA
Gasket	Silicone rubber
Glass	Tempered
Cable gland	M12
Power cable	1 mt. neoprene power cable included
Gross weight	0,90 Kg

**500 mA - LED POWER 7W**

light source	light beam options	lumen output (lm)	lumin. efficacy (lm/w)
<b>3000°K warm-white</b>			
high-power led	 4°	690	98.57
high-power led	 10°	662	94.57
high-power led	 28°	642	91.71
<b>4000°K neutral-white</b>			
high-power led	 4°	703	100.43
high-power led	 10°	676	96.57
high-power led	 28°	656	93.71

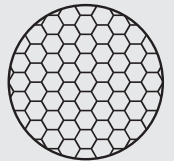
**700 mA - LED POWER 10W**

light source	light beam options	lumen output (lm)	lumin. efficacy (lm/w)
<b>3000°K warm-white</b>			
high-power led	 4°	907	90.69
high-power led	 10°	872	87.20
high-power led	 28°	846	84.60
<b>4000°K neutral-white</b>			
high-power led	 4°	930	93.00
high-power led	 10°	890	89.00
high-power led	 28°	863	86.30



**OPTIONAL**

AC064  
HONEYCOMB LOUVER



**AC057**

**STANDARD GLARE SHIELD**


Glare shield accessory made in hard anodized black aluminum, providing good balance in between glare control and light output.



**AC058**

**SUPER COMFORT GLARE SHIELD**

Glare shield accessory made in hard anodized black aluminum, for applications requiring very reduced glaring; minimal light loss on the light surface but overall lumen output typically reduced by 50%.



**remote driver selection**

brand	manufacturer code	type	watt	IP rate	numbers of fixtures
ALVIT Italy	AL1435S-IP	constant current 350mA	14W	IP67	min 1 - max 2
ALVIT Italy	AL1450S-IP	constant current 500mA	14W	IP67	1
ALVIT Italy	AL1470S-IP	constant current 700mA	14W	IP67	1
TCI Italy	152014/350	constant current 350mA	17W	IP68	min 1 - max 3
TCI Italy	152014/500	constant current 500mA	24W	IP68	min 1 - max 3
TCI Italy	152014/700	constant current 700mA	30W	IP68	min 1 - max 3

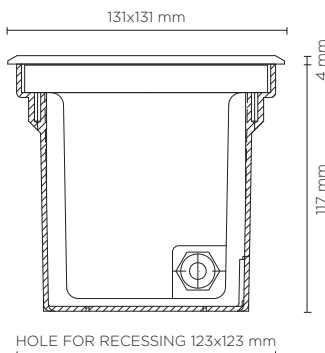




202001

# HYDROQUADRO MINI

Square ground-recessed luminaire for outdoor installation, Phospho-chromatised and polyester powder coated die-cast copper-free aluminium body and stainless steel AISI 304 frame, tempered safety glass, moulded silicone gasket. Built-in LED driver 220-240V 50-60Hz, with 3 CREE XP-G3 LED. IP67 rating.



light source	light beam options	lumen output (lm)	lumin. efficacy (lm/w)
<b>3000°K warm-white</b>			
high-power led	10°	346	115.33
high-power led	30°	329	109.66
high-power led	45°	312	104.00
<b>4000°K neutral-white</b>			
high-power led	10°	360	120.00
high-power led	30°	342	114.00
high-power led	45°	325	108.33
<b>2700°K CCT</b> available on request			

**Finish color options:**

Stainless Steel

**Technical features**

IP67 
 IK10 
 CE 
 5 YEARS 
 
 5000 
 +/-15°

**Technical data**

Wattage	3 WATT
IP Rating	IP67
IK Rating	IK10
Material	High corrosion resistance die-cast copper-free aluminum body
Trim	Stainless steel AISI 304
Coating	Polyester powder coating with phosphocromating pre-finish
Light source	NR. 3 x 1W CREE "XP-G3" LED
Screws	Stainless steel
Transformer	Electronic power supply 220/240V 50/60Hz built-in
Static weight resistance	Max 5000 Kg
Gasket	Silicone rubber
Glass	Tempered
Cable gland	M20
Adjustable	+/- 15 degrees
Power cable	3 mt. neoprene power cable included
Gross weight	1,25 Kg
Included	Polypropilene recessing box included

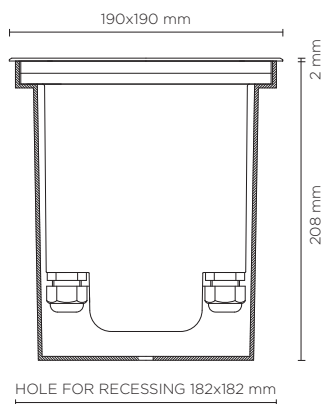




202008


# HYDROQUADRO MEDIUM

Square ground-recessed luminaire for outdoor installation, Phospho-chromatised and polyester powder coated die-cast copper-free aluminium body and stainless steel AISI 304 frame, tempered safety glass, moulded silicone gasket. Built-in LED driver 220-240V 50-60Hz, with 9 CREE XP-G3 LED. IP67 rating.




light source	light beam options	lumen output (lm)	lumin. efficacy (lm/w)
<b>3000°K warm-white</b>			
high-power led	10°	1.296	92.57
high-power led	30°	1.231	87.93
high-power led	45°	1.170	83.57
<b>4000°K neutral-white</b>			
high-power led	10°	1.350	96.43
high-power led	30°	1.283	91.65
high-power led	45°	1.219	87.07
<b>2700°K CCT</b> available on request			

**Finish color options:**

 Stainless Steel

**Technical features**








 +/-15°


**Available on request**




**Technical data**

Wattage	14 WATT
IP Rating	IP67
IK Rating	IK10
Material	High corrosion resistance die-cast copper-free aluminum body
Trim	Stainless steel AISI 304
Coating	Polyester powder coating with phosphochromating pre-finish
Light source	NR. 9 x 1.5W CREE "XP-G3" LED
Screws	Stainless steel
Transformer	Electronic power supply 220/240V 50/60Hz built-in
Static weight resistance	Max 5000 Kg
Gasket	Silicone rubber
Glass	Tempered
Cable gland	Double M20
Adjustable	+/- 15 degrees
Power cable	1 mt. neoprene power cable included
Gross weight	2,80 Kg
Included	Polypropilene recessing box included

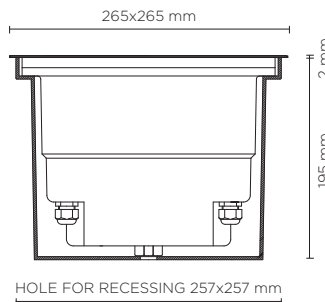




202009

# HYDROQUADRO MAXI

Square ground-recessed luminaire for outdoor installation, Phospho-chromatised and polyester powder coated die-cast copper-free aluminium body and stainless steel AISI 304 frame, tempered safety glass, moulded silicone gasket. Built-in LED driver 220-240V 50-60Hz, with 16 CREE XP-G3 LED. IP67 rating.



light source	light beam options	lumen output (lm)	lumin. efficacy (lm/w)
<b>3000°K warm-white</b>			
high-power led	10°	2.304	96.00
high-power led	30°	2.189	91.21
high-power led	45°	2.080	86.67
<b>4000°K neutral-white</b>			
high-power led	10°	2.400	100.00
high-power led	30°	2.280	95.00
high-power led	45°	2.166	90.25
<b>2700°K CCT available on request</b>			

**Finish color options:**

Stainless Steel

**Technical features**


+/-15°

**Available on request**

**Technical data**

Wattage	24 WATT
IP Rating	IP67
IK Rating	IK10
Material	High corrosion resistance die-cast copper-free aluminum body
Trim	Stainless steel AISI 304
Coating	Polyester powder coating with phosphochromating pre-finish
Light source	NR. 16 x 1.5W CREE "XP-G3" LED
Screws	Stainless steel
Transformer	Electronic power supply 220/240V 50/60Hz built-in
Static weight resistance	Max 5000 Kg
Gasket	Silicone rubber
Glass	Tempered
Cable gland	Double M20
Adjustable	+/- 15 degrees
Power cable	1 mt. neoprene power cable included
Gross weight	5,70 Kg
Included	Polypropilene recessing box included

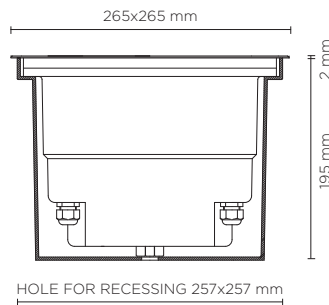




202010

# HYDROQUADRO MAXI PRO

Square ground-recessed luminaire for outdoor installation, Phospho-chromatised and polyester powder coated die-cast copper-free aluminium body and stainless steel AISI 304 frame, tempered safety glass, moulded silicone gasket. Built-in LED driver 220-240V 50-60Hz, with 16 CREE XP-L LED. IP67 rating.



light source*	light beam options	lumen output (lm)	lumin. efficacy (lm/w)
<b>3000°K warm-white</b>			
high-power led	10°	3.920	89.10
high-power led	30°	3.720	84.55
high-power led	45°	3.540	80.45

\* Other light colors available on request: Neutral-white

**Finish color options:**

 Stainless Steel

**Technical features**



**Available on request**



**Technical data**

Wattage	44 WATT
IP Rating	IP67
IK Rating	IK10
Material	High corrosion resistance die-cast copper-free aluminum body
Trim	Stainless steel AISI 304
Coating	Polyester powder coating with phosphochromating pre-finish
Light source	NR. 16 CREE "XP-L" LED
Screws	Stainless steel
Transformer	Electronic power supply 220/240V 50/60Hz built-in
Static weight resistance	Max 5000 Kg
Gasket	Silicone rubber
Glass	Tempered
Cable gland	Double M20
Adjustable	+/- 15 degrees
Power cable	1 mt. neoprene power cable included
Gross weight	5,70 Kg
Included	Polypropilene recessing box included

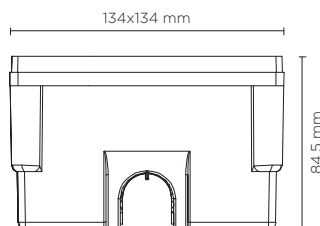




205001

## HYDROFLOOR VETRO MEDIUM SQUARE

Square ground-recessed trimless uplight for outdoor installation, phospho-chromatised and polyester powder coated die-cast copper-free aluminium body, tempered safety glass, moulded silicone gasket. Built-in LED driver 220-240V 50-60Hz, with 5 CREE XP-G3 LED. IP67 rating.



light source	light beam options	lumen output (lm)	lumin. efficacy (lm/w)
<b>3000°K warm-white</b>			
high-power led	10°	720	90.00
high-power led	30°	684	85.50
high-power led	45°	650	81.25
<b>4000°K neutral-white</b>			
high-power led	10°	750	93.75
high-power led	30°	713	89.13
high-power led	45°	677	84.63

**2700°K CCT** available on request

### Finish color options:

Glass

### Technical features



### Technical data

Wattage	8 WATT
IP Rating	IP67
IK Rating	IK10
Material	High corrosion resistance die-cast copper-free aluminum body
Coating	Polyester powder coating with phosphocromating pre-finish
Light source	NR. 5 x 1.5W CREE "XP-G3" LED
Screws	Stainless steel
Transformer	Electronic power supply 220/240V 50/60Hz built-in
Static weight resistance	Max 5000 Kg
Gasket	Silicone rubber
Glass	Tempered
Cable gland	PG9
Power cable	1 mt. neoprene power cable included
Gross weight	1,40 Kg
Included	Polypropilene recessing box included

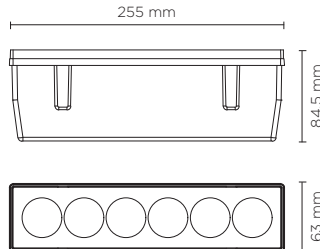




205002

# HYDROFLOOR VETRO LINEAR

Linear ground-recessed trimless uplight for outdoor installation, phospho-chromatised and polyester powder coated die-cast copper-free aluminium body, tempered safety glass, moulded silicone gasket. Built-in LED driver 220-240V 50-60Hz, with 6 CREE XP-G3 LED. IP67 rating.



light source	light beam options	lumen output (lm)	lumin. efficacy (lm/w)
<b>3000°K warm-white</b>			
high-power led	10°	900	90.00
high-power led	30°	855	85.50
high-power led	45°	812	81.20
<b>4000°K neutral-white</b>			
high-power led	10°	940	94.00
high-power led	30°	893	89.30
high-power led	45°	848	84.80
<b>2700°K CCT</b> available on request			

**Finish color options:**

Glass

**Technical features**



**Available on request**



**Technical data**

Wattage	10 WATT
IP Rating	IP67
IK Rating	IK10
Material	High corrosion resistance die-cast copper-free aluminum body
Coating	Polyester powder coating with phosphocromating pre-finish
Light source	NR. 6 x 1.5W CREE "XP-G3" LED
Screws	Stainless steel
Transformer	Electronic power supply 220/240V 50/60Hz built-in
Static weight resistance	Max 5000 Kg
Gasket	Silicone rubber
Glass	Tempered
Cable gland	PG9
Power cable	1 mt. neoprene power cable included
Gross weight	1,40 Kg
Included	Polypropilene recessing box included

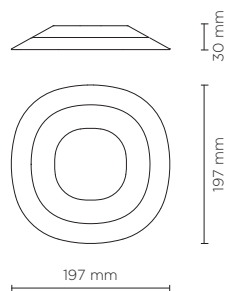




208001

## FACE-UP MINI COB

Uplight for outdoor installation on a ground/ floor surface. Phospho-chromatised and polyester powder coated die-cast copper-free aluminium, tempered safety glass and stainless steel screws. With 1 direct 220-240V LUMENS "EDC 38C" COB LED. IP67 rating.



light source	light beam options	lumen output (lm)	lumin. efficacy (lm/w)
<b>3000°K warm-white</b>			
cob led	18°	400	50.00
cob led	36°	390	48.75
cob led	60°	375	46.88
<b>4000°K neutral-white</b>			
cob led	18°	410	51.25
cob led	36°	400	50.00
cob led	60°	385	48.13

**2700°K CCT** available on request

### Finish color options:

-  Textured Grey RAL 9006
-  Anthracite Grey RAL 7016
-  Matt Black (on request)

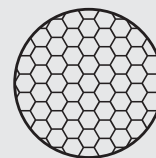
### Technical features



### Technical data

Wattage	8 WATT
IP Rating	IP67
IK Rating	IK08
Material	High corrosion resistance die-cast copper-free aluminium
Coating	Polyester powder coating wit phosphochromating pre-finish
Light source	1 x LUMENS "EDC 38C" COB LED
Screws	Stainless steel
Transformer	Electrical power supply 220/240V 50/60Hz built-in
Glass	Tempered
Power cable	1 mt. neoprene power cable included
Gross weight	1,20 Kg

AC120  
HONEYCOMB  
LOUVER



AC122  
SPIKE





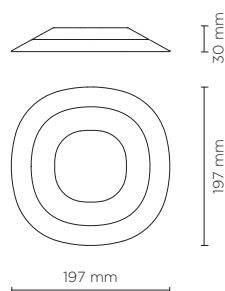




208002

## FACE-UP MINI HP

Uplight for outdoor installation on a ground/floor surface. Phosphochromatised and polyester powder coated die-cast copper-free aluminium, tempered safety glass and stainless steel screws. Remote constant current max 700mA needed, with 3 CREE XP-G3 LED. IP67 rating.



### 350 mA - LED POWER 3W

light source	light beam options	lumen output (lm)	lumin. efficacy (lm/w)
<b>2700°K warm-white</b>			
high-power led	8°	300	100.00
high-power led	20°	287	95.80
high-power led	40°	278	92.80
<b>3000°K warm-white</b>			
high-power led	8°	306	102.00
high-power led	20°	293	97.80
high-power led	40°	284	94.80
<b>4000°K neutral-white</b>			
high-power led	8°	312	104.00
high-power led	20°	300	99.80
high-power led	40°	290	96.80

### Finish color options:

■ Textured Grey  
RAL 9006

■ Anthracite Grey  
RAL 7016

■ Matt Black  
(on request)

### Technical features

IP67

IK08

CE

5  
YEARS

III










NEW

### Technical data










Wattage	MAX 6 WATT
IP Rating	IP67
IK Rating	IK08
Material	High corrosion resistance die-cast copper-free aluminium
Coating	Polyester powder coating with phosphochromating pre-finish
Light source	3 x CREE XP-G3 LED
Screws	Stainless steel
Remote driver	Constant current max 700mA
Glass	Tempered
Power cable	1 mt. power cable included
Gross weight	1,20 Kg



**500 mA - LED POWER 4.5W**

light source	light beam options	lumen output (lm)	lumin. efficacy (lm/w)
<b>2700°K warm-white</b>			
high-power led	 8°	378	83.75
high-power led	 20°	360	80.25
high-power led	 40°	350	77.75
<b>3000°K warm-white</b>			
high-power led	 8°	387	86.25
high-power led	 20°	373	82.75
high-power led	 40°	360	80.25
<b>4000°K neutral-white</b>			
high-power led	 8°	396	87.88
high-power led	 20°	380	84.50
high-power led	 40°	369	82.00

**700 mA - LED POWER 6W**

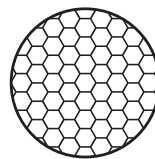
light source	light beam options	lumen output (lm)	lumin. efficacy (lm/w)
<b>2700°K warm-white</b>			
high-power led	 8°	538	89.70
high-power led	 20°	512	85.33
high-power led	 40°	501	83.60
<b>3000°K warm-white</b>			
high-power led	 8°	546	90.69
high-power led	 20°	522	87.20
high-power led	 40°	507	84.60
<b>4000°K neutral-white</b>			
high-power led	 8°	558	93.00
high-power led	 20°	534	89.00
high-power led	 40°	518	86.30

**remote driver selection**

brand	manufacturer code	type	watt	IP rate	numbers of fixtures
ALVIT Italy	AL1435S-IP	constant current 350mA	14W	IP67	min 1 - max 4
ALVIT Italy	AL1450S-IP	constant current 500mA	14W	IP67	min 1 - max 3
ALVIT Italy	AL1470S-IP	constant current 700mA	14W	IP67	min 1 - max 2
TCI Italy	152014/350	constant current 350mA	17W	IP68	min 1 - max 5
TCI Italy	152014/500	constant current 500mA	24W	IP68	min 1 - max 5
TCI Italy	152014/700	constant current 700mA	30W	IP68	min 1 - max 4

**OPTIONAL**

AC120  
HONEYCOMB  
LOUVER



AC122  
SPIKE

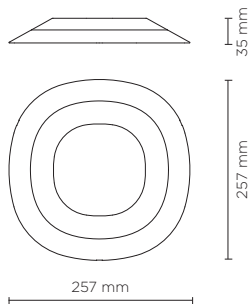




208003

## FACE-UP MEDIUM COB

Uplight for outdoor installation on a ground/ floor surface. Phospho-chromatised and polyester powder coated die-cast copper-free aluminium, tempered safety glass and stainless steel screws. With 1 direct 220-240V LUMENS "EDC 47C" COB LED. IP67 rating.



light source	light beam options	lumen output (lm)	lumin. efficacy (lm/w)
<b>3000°K warm-white</b>			
cob led	18°	1.000	66.67
cob led	36°	980	66.34
cob led	60°	960	64.00
<b>4000°K neutral-white</b>			
cob led	18°	1.050	70.00
cob led	36°	1.030	68.67
cob led	60°	1.000	66.67

**2700°K CCT** available on request

### Finish color options:

- Textured Grey RAL 9006
- Anthracite Grey RAL 7016
- Matt Black (on request)

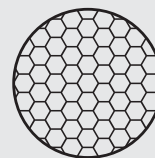
### Technical features



### Technical data

Wattage	15 WATT
IP Rating	IP67
IK Rating	IK08
Material	High corrosion resistance die-cast copper-free aluminium
Coating	Polyester powder coating with phosphochromating pre-finish
Light source	1 x LUMENS "EDC 47C" COB LED
Screws	Stainless steel
Transformer	Electrical power supply 220/240V 50/60Hz built-in
Glass	Tempered
Power cable	1 mt. power cable included
Gross weight	2,00 Kg

AC121  
HONEYCOMB  
LOUVER



AC123  
SPIKE



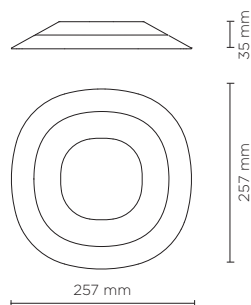




208004

## FACE-UP MEDIUM HP

Uplight for outdoor installation on a ground/floor surface. Phosphochromatised and polyester powder coated die-cast copper-free aluminium, tempered safety glass and stainless steel screws. Remote constant current max 700mA needed, with 6 CREE XP-G3 LED. IP67 rating



### 350 mA - LED POWER 6W

light source	light beam options	lumen output (lm)	lumin. efficacy (lm/w)
<b>2700°K warm-white</b>			
high-power led	8°	600	100.00
high-power led	20°	574	95.80
high-power led	40°	556	92.80
<b>3000°K warm-white</b>			
high-power led	8°	612	102.00
high-power led	20°	586	97.80
high-power led	40°	568	94.80
<b>4000°K neutral-white</b>			
high-power led	8°	624	104.00
high-power led	20°	600	99.80
high-power led	40°	580	96.80

### Finish color options:

Textured Grey  
RAL 9006

Anthracite Grey  
RAL 7016

Matt Black  
(on request)

### Technical features

IP67

IK08

CE

5  
YEARS

III










NEW

### Technical data










Wattage	MAX 12 WATT
IP Rating	IP67
IK Rating	IK08
Material	High corrosion resistance die-cast copper-free aluminium
Coating	Polyester powder coating with phosphochromating pre-finish
Light source	6 x CREE XP-G3 LED
Screws	Stainless steel
Remote driver	Constant current max 700mA
Glass	Tempered
Power cable	1 mt. power cable included
Gross weight	2,00 Kg



**500 mA - LED POWER 9W**

light source	light beam options	lumen output (lm)	lumin. efficacy (lm/w)
<b>2700°K warm-white</b>			
high-power led	 8°	756	83.75
high-power led	 20°	720	80.25
high-power led	 40°	700	77.75
<b>3000°K warm-white</b>			
high-power led	 8°	774	86.25
high-power led	 20°	746	82.75
high-power led	 40°	720	80.25
<b>4000°K neutral-white</b>			
high-power led	 8°	792	87.88
high-power led	 20°	760	84.50
high-power led	 40°	738	82.00

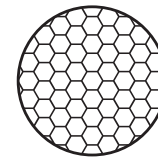
**700 mA - LED POWER 12W**

light source	light beam options	lumen output (lm)	lumin. efficacy (lm/w)
<b>2700°K warm-white</b>			
high-power led	 8°	1.076	89.70
high-power led	 20°	1.024	85.33
high-power led	 40°	1.002	83.60
<b>3000°K warm-white</b>			
high-power led	 8°	1.092	90.69
high-power led	 20°	1.044	87.20
high-power led	 40°	1.014	84.60
<b>4000°K neutral-white</b>			
high-power led	 8°	1.116	93.00
high-power led	 20°	1.068	89.00
high-power led	 40°	1.136	86.30

**remote driver selection**

brand	manufacturer code	type	watt	IP rate	numbers of fixtures
ALVIT Italy	AL1435S-IP	constant current 350mA	14W	IP67	min 1 - max 2
ALVIT Italy	AL1450S-IP	constant current 500mA	14W	IP67	1
ALVIT Italy	AL1470S-IP	constant current 700mA	14W	IP67	1
TCI Italy	152014/350	constant current 350mA	17W	IP68	min 1 - max 2
TCI Italy	152014/500	constant current 500mA	24W	IP68	min 1 - max 2
TCI Italy	152014/700	constant current 700mA	30W	IP68	min 1 - max 2

**OPTIONAL**

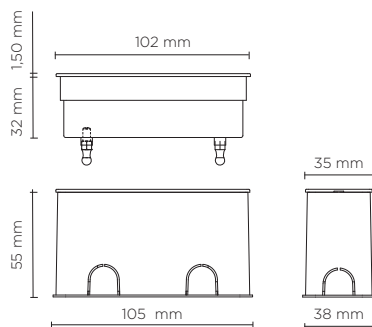
 AC121  
 HONEYCOMB  
 LOUVER

 AC123  
 SPIKE




209001

# HYDROFLOOR NANO LINEAR HP

Linear shape ground-recessed luminaire for outdoor installation. Body in hard anodized aluminum with phosphochromatised and polyester powder coating and frontal cover in stainless steel AISI 316L, tempered safety glass. Remote constant current max 700mA driver needed, with 3 CREE XP-G2 LED. IP68 rating.



## 350 mA - LED POWER 3W

light source	light beam options	lumen output (lm)	lumin. efficacy (lm/w)
<b>2700°K warm-white</b>			
high-power led	8°	300	100.00
high-power led	32°	287	95.80
high-power led	45°	278	92.80
<b>3000°K warm-white</b>			
high-power led	8°	306	102.00
high-power led	32°	293	97.80
high-power led	45°	284	94.80
<b>4000°K neutral-white</b>			
high-power led	8°	312	104.00
high-power led	32°	300	99.80
high-power led	45°	290	96.80

### Finish color options:

 Stainless Steel

### Technical features



NEW

### Technical data

Wattage	MAX 6 WATT
IP Rating	IP68
IK Rating	IK08
Material	Hard anodized aluminum
Trim	Stainless steel AISI 316L
Coating	Polyester powder coating with phosphochromating pre-finish
Light source	3 x CREE XP-G2 LED
Screws	Stainless steel
Remote driver	Constant current max 700mA
Glass	Tempered
Power cable	1 mt. power cable included
Gross weight	0,50 Kg



AC125  
HONEYCOMB LOUVER



500 mA - LED POWER 4.5W

light source	light beam options	lumen output (lm)	lumin. efficacy (lm/w)
<b>2700°K warm-white</b>			
high-power led	8°	378	83.75
high-power led	32°	360	80.25
high-power led	45°	350	77.75
<b>3000°K warm-white</b>			
high-power led	8°	387	86.25
high-power led	32°	373	82.75
high-power led	45°	360	80.25
<b>4000°K neutral-white</b>			
high-power led	8°	396	87.88
high-power led	32°	380	84.50
high-power led	45°	369	82.00


700 mA - LED POWER 6W

light source	light beam options	lumen output (lm)	lumin. efficacy (lm/w)
<b>2700°K warm-white</b>			
high-power led	8°	538	89.70
high-power led	32°	512	85.33
high-power led	45°	501	83.60
<b>3000°K warm-white</b>			
high-power led	8°	546	90.69
high-power led	32°	522	87.20
high-power led	45°	507	84.60
<b>4000°K neutral-white</b>			
high-power led	8°	558	93.00
high-power led	32°	534	89.00
high-power led	45°	518	86.30

209004

# HYDROFLOOR NANO LINEAR TRIMLESS HP

Trimless version, all other details are same as model 209001



remote driver selection

brand	manufacturer code	type	watt	IP rate	numbers of fixtures
ALVIT Italy	AL1435S-IP	constant current 350mA	14W	IP67	min 1 - max 4
ALVIT Italy	AL1450S-IP	constant current 500mA	14W	IP67	min 1 - max 3
ALVIT Italy	AL1470S-IP	constant current 700mA	14W	IP67	min 1 - max 2
TCI Italy	152014/350	constant current 350mA	17W	IP68	min 1 - max 5
TCI Italy	152014/500	constant current 500mA	24W	IP68	min 1 - max 5
TCI Italy	152014/700	constant current 700mA	30W	IP68	min 1 - max 4





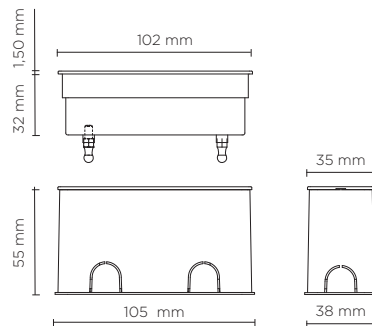







209002

# HYDROFLOOR NANO LINEAR WALL-WASHER

Linear shape ground-recessed luminaire for outdoor installation. Body in hard anodized aluminum with phosphochromatised and polyester powder coating and frontal cover in stainless steel AISI 316L, tempered safety glass. Remote constant current 500mA driver needed, with 16 x mid-power SAMSUNG 2835 LED. IP68 rating.



light source	light beam options	lumen output (lm)	lumin. efficacy (lm/w)
<b>2700°K warm-white</b>			
mid-power led	 WALL-WASHER	450	75.00
<b>3000°K warm-white</b>			
mid-power led	 WALL-WASHER	470	78.34
<b>4000°K neutral-white</b>			
mid-power led	 WALL-WASHER	490	81.67

#### Finish color options:

 Stainless Steel

#### Technical features




NEW

#### Technical data

Wattage	6 WATT
IP Rating	IP68
IK Rating	IK08
Material	Hard anodized aluminum
Trim	Stainless steel AISI 316L
Coating	Polyester powder coating with phosphochromating pre-finish
Light source	Nr. 16 x mid-power SAMSUNG 2835 LED
Screws	Stainless steel
Remote driver	Constant current max 500mA
Glass	Tempered
Power cable	1 mt. power cable included
Gross weight	0,50 Kg

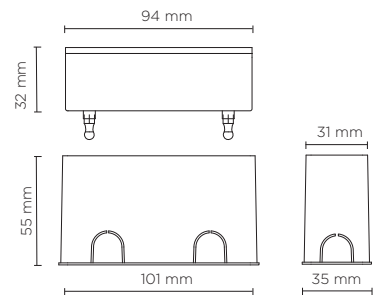




209005


# HYDROFLOOR NANO LINEAR TRIMLESS WALL-WASHER

Trimless version, all other details are same as model 209002



## remote driver selection

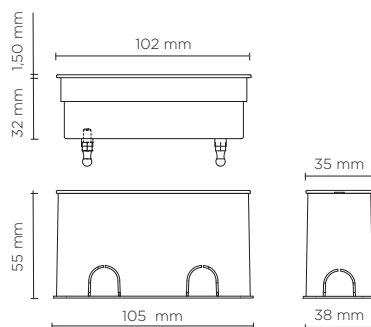
brand	manufacturer code	type	watt	IP rate	numbers of fixtures
ALVIT Italy	AL1450S-IP	constant current 500mA	14W	IP67	min 1 - max 2
TCI Italy	152014/500	constant current 500mA	24W	IP68	min 1 - max 3






209003

## HYDROFLOOR NANO LINEAR BLADE

Linear shape ground-recessed luminaire for outdoor installation. Body in hard anodized aluminum with phospho-chromatised and polyester powder coating and frontal cover in stainless steel AISI 316L, tempered safety glass. Asymmetric radial beam distribution. Remote constant current max 700mA driver needed, with 3 CREE XP-G2 LED. IP68 rating.



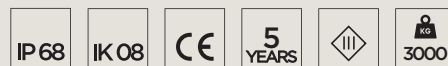
### 350 mA - LED POWER 3W

light source	light beam options	lumen output (lm)	lumin. efficacy (lm/w)
<b>2700°K warm-white</b>			
high-power led	 20°x100°	210	70.00
<b>3000°K warm-white</b>			
high-power led	 20°x100°	220	73.33
<b>4000°K neutral-white</b>			
high-power led	 20°x100°	230	76.66

#### Finish color options:

 Stainless Steel

#### Technical features



NEW

#### Technical data

Wattage	MAX 6 WATT
IP Rating	IP68
IK Rating	IK08
Material	Hard anodized aluminum
Trim	Stainless steel AISI 316L
Coating	Polyester powder coating with phosphochromating pre-finish
Light source	3 x CREE XP-G2 LED
Screws	Stainless steel
Remote driver	Constant current max 700mA
Glass	Tempered
Power cable	1 mt. power cable included
Gross weight	0,50 Kg



209006

# HYDROFLOOR NANO LINEAR TRIMLESS BLADE

Trimless version, all other details are same  
as model 209003



## 500 mA - LED POWER 4.5W

light source	light beam options	lumen output (lm)	lumin. efficacy (lm/w)
<b>2700°K warm-white</b>			
high-power led	20°x100°	315	70.00
<b>3000°K warm-white</b>			
high-power led	20°x100°	330	73.33
<b>4000°K neutral-white</b>			
high-power led	20°x100°	345	76.66

## 700 mA - LED POWER 6W

light source	light beam options	lumen output (lm)	lumin. efficacy (lm/w)
<b>2700°K warm-white</b>			
high-power led	20°x100°	420	70.00
<b>3000°K warm-white</b>			
high-power led	20°x100°	440	73.33
<b>4000°K neutral-white</b>			
high-power led	20°x100°	460	76.66


## remote driver selection

brand	manufacturer code	type	watt	IP rate	numbers of fixtures
ALVIT Italy	AL1435S-IP	constant current 350mA	14W	IP67	min 1 - max 4
ALVIT Italy	AL1450S-IP	constant current 500mA	14W	IP67	min 1 - max 3
ALVIT Italy	AL1470S-IP	constant current 700mA	14W	IP67	min 1 - max 2
TCI Italy	152014/350	constant current 350mA	17W	IP68	min 1 - max 5
TCI Italy	152014/500	constant current 500mA	24W	IP68	min 1 - max 5
TCI Italy	152014/700	constant current 700mA	30W	IP68	min 1 - max 4





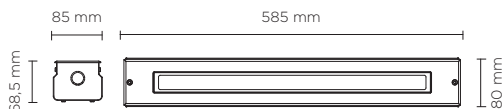




203005

## LINE SLIGHT 17

Linear ground-recessed luminaire for outdoor installation, length 585mm, Phosphochromatised and polyester powder coated extruded copper-free aluminium body and stainless steel AISI 304 frame, tempered safety glass, moulded silicone gaskets, stainless steel recessing sleeve. Special optics with "invisa-light" technology. Built-in LED driver 220-240V 50-60Hz, with 17 CREE XP-G2 LED. IP67 rating.



### MINIATURIZED

STANDARD  
HYDROLINE

HYDROLINE  
SLIGHT



light source	light beam options	lumen output (lm)	lumin. efficacy (lm/w)
<b>3000°K warm-white</b>			
high-power led	15°	1.896	90.3
high-power led	35°	1.802	85.82
high-power led	55°	1.712	81.52
<b>4000°K neutral-white</b>			
high-power led	15°	1.976	94.11
high-power led	35°	1.877	89.39
high-power led	55°	1.783	84.90

### Finish color options:

Stainless Steel

### Technical features



### Available on request




### Technical data

Wattage	21 WATT
IP Rating	IP67
IK Rating	IK09
Material	High corrosion resistance extruded copper-free aluminum body
Trim	Stainless steel AISI 304
Coating	Polyester powder coating with phosphochromating pre-finish
Light source	NR. 17 x 1 W CREE "XP-G2" LED
Optics	Special optics with "invisa-light" technology
Screws	Stainless steel
Recessing sleeve	Stainless steel
Transformer	Electronic power supply 220/240V 50/60Hz built-in
Static weight resistance	Max 5000 Kg
Gasket	Silicone rubber
Glass	Tempered
Cable gland	Double M20
Power cable	1 mt. neoprene power cable included
Gross weight	4,00 Kg



### High visual comfort

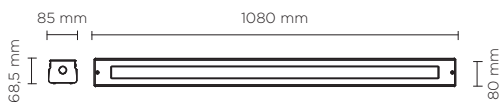




203006

## LINE SLIGHT 35

Linear ground-recessed luminaire for outdoor installation, length 1.080mm, Phosphochromatised and polyester powder coated extruded copper-free aluminium body and stainless steel AISI 304 frame, tempered safety glass, moulded silicone gaskets, stainless steel recessing sleeve. Special optics with "invisa-light" technology. Built-in LED driver 220-240V 50-60Hz, with 35 CREE XP-G2 LED. IP67 rating.



### MINIATURIZED

STANDARD  
HYDROLINE

HYDROLINE  
SLIGHT



light source	light beam options	lumen output (lm)	lumin. efficacy (lm/w)
<b>3000°K warm-white</b>			
high-power led	15°	3.502	89.79
high-power led	35°	3.326	85.29
high-power led	55°	3.160	81.02
<b>4000°K neutral-white</b>			
high-power led	15°	3.648	93.54
high-power led	35°	3.465	88.86
high-power led	55°	3.283	84.18

### Finish color options:

Stainless Steel

### Technical features



### Available on request



### Technical data

Wattage	39 WATT
IP Rating	IP67
IK Rating	IK09
Material	High corrosion resistance extruded copper-free aluminum body
Trim	Stainless steel AISI 304
Coating	Polyester powder coating with phosphochromating pre-finish
Light source	NR. 35 x 1 W CREE "XP-G2" LED
Optics	Special optics with "invisa-light" technology
Screws	Stainless steel
Recessing sleeve	Stainless steel
Transformer	Electronic power supply 220/240V 50/60Hz built-in
Static weight resistance	Max 5000 Kg
Gasket	Silicone rubber
Glass	Tempered
Cable gland	Double M20
Power cable	1 mt. neoprene power cable included
Gross weight	7,00 Kg



### High visual comfort

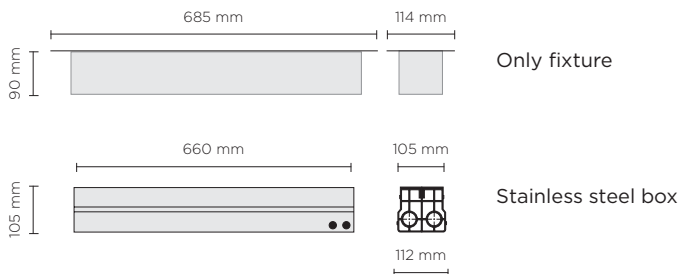




203003


## LINE 13

Linear ground-recessed luminaire for outdoor installation, length 685mm, Phosphochromatised and polyester powder coated extruded copper-free aluminium body and stainless steel AISI 304 frame, tempered safety glass, moulded silicone gasket. Built-in LED driver 220-240V 50-60Hz, with 13 CREE XP-G3 LED. IP67 rating.



light source	light beam options	lumen output (lm)	lumin. efficacy (lm/w)
<b>3000°K warm-white</b>			
high-power led	10°	1.872	96.00
high-power led	30°	1.779	91.25
high-power led	45°	1.690	86.67
high-power led	Asymmetric Wall-Washer	1.779	91.25
<b>4000°K neutral-white</b>			
high-power led	10°	1.950	100.00
high-power led	30°	1.853	95.00
high-power led	45°	1.760	90.25
high-power led	Asymmetric Wall-Washer	1.853	95.00
<b>2700°K CCT available on request</b>			

### Finish color options:

 Stainless Steel

### Technical features



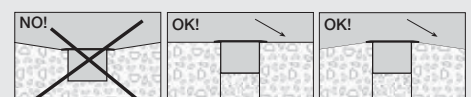
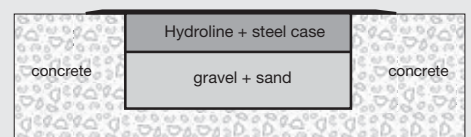
### Available on request



### Technical data

Wattage	19,5 WATT
IP Rating	IP67
IK Rating	IK10
Material	High corrosion resistance extruded copper-free aluminum body
Trim	Stainless steel AISI 304
Coating	Polyester powder coating with phosphochromating pre-finish
Light source	NR. 13 x 1.5W CREE "XP-G3" LED
Special optics	"invisalight" technology
Screws	Stainless steel
Recessing sleeve	Stainless steel
Transformer	Electronic power supply 220/240V 50/60Hz built-in
Static weight resistance	Max 5000 Kg
Gasket	Silicone rubber
Glass	Tempered
Cable gland	Double PG13.5
Power cable	1 mt. neoprene power cable included
Gross weight	7,00 Kg

When installing Hydroline, a "drainage bed" of at least 20 centimeters has to be observed under the stainless steel recessing box (gravel and sand)

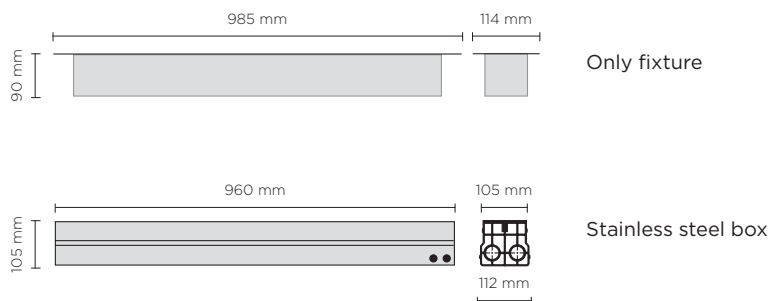




203004

## LINE 21


Linear ground-recessed luminaire for outdoor installation, length 985mm, Phosphochromatised and polyester powder coated extruded copper-free aluminium body and stainless steel AISI 304 frame, tempered safety glass, moulded silicone gasket. Built-in LED driver 220-240V 50-60Hz, with 21 CREE XP-G3 LED. IP67 rating.



light source	light beam options	lumen output (lm)	lumin. efficacy (lm/w)
<b>3000°K warm-white</b>			
high-power led	10°	3.024	96.00
high-power led	30°	2.873	91.25
high-power led	45°	2.729	86.67
high-power led	Asymmetric Wall-Washer	2.873	91.25
<b>4000°K neutral-white</b>			
high-power led	10°	3.150	100.00
high-power led	30°	2.993	95.00
high-power led	45°	2.843	90.25
high-power led	Asymmetric Wall-Washer	2.993	95.00

**2700°K CCT** available on request

**Finish color options:**

 Stainless Steel

### Technical features



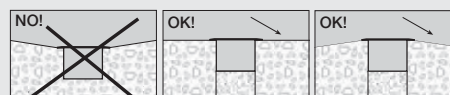
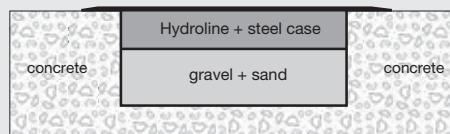
Available on request



### Technical data

Wattage	31,5 WATT
IP Rating	IP67
IK Rating	IK10
Material	High corrosion resistance extruded copper-free aluminum body
Trim	Stainless steel AISI 304
Coating	Polyester powder coating with phosphochromating pre-finish
Light source	NR. 21 x 1.5W CREE "XP-G3" LED
Special optics	"invisalight" technology
Screws	Stainless steel
Recessing sleeve	Stainless steel
Transformer	Electronic power supply 220/240V 50/60Hz built-in
Static weight resistance	Max 5000 Kg
Gasket	Silicone rubber
Glass	Tempered
Cable gland	Double PG13.5
Power cable	1 mt. neoprene power cable included
Gross weight	10,00 Kg

When installing Hydroline, a "drainage bed" of at least 20 centimeters has to be observed under the stainless steel recessing box (gravel and sand)

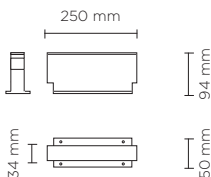




204004

## LINE VETRO SLIM 250

Linear slim ground-recessed luminaire for outdoor installation, length 250 mm, anodized extruded aluminum body, opal resin diffuser, anodized aluminum housing for recess. 24V DC remote driver needed, Low power 18 Epistar SMD5050 LED. IP67 rating.



light source	light beam options	lumen output (lm)	lumin. efficacy (lm/w)
<b>3000°K warm-white</b>			
SMD 5050 LED	90°	75	21.43

### Finish color options:

Opal

### remote driver selection

brand	manufacturer code	type	watt	IP rate	numbers of fixtures
Meanwell	LPV-20-24	constant voltage 24V DC	20W	IP67	min 1 - max 4
Meanwell	LPV-35-24	constant voltage 24V DC	35W	IP67	min 1 - max 7

### Technical features



### Technical data

Wattage	3,5 WATT
IP Rating	IP67
IK Rating	IK09
Material	High corrosion resistance extruded copper-free aluminum body
Light source	NR. 18 x Epistar SMD5050 LED
Screws	Stainless steel
Housing	Anodized aluminum
Remote driver	24V DC Needed
Static weight resistance	Max 3000 Kg
Diffuser	Opal resin
Power cable	Double 0.5 mt. neoprene power cable included, supplied with male/female quick coupling for in-line installation.
Gross weight	1,00 Kg

AC129  
LEADER CABLE  
(FEMALE  
CONNECTOR)



AC130  
JUMPER CABLE  
1 METER  
(MALE+FEMALE  
CONNECTOR)



AC131  
END CAP (MALE)  
TERMINATOR

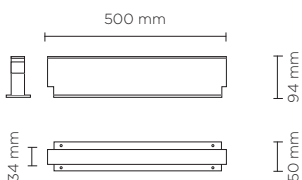




204005

## LINE VETRO SLIM 500

Linear slim ground-recessed luminaire for outdoor installation, length 500 mm, anodized extruded aluminum body, opal resin diffuser, anodized aluminum housing for recess. 24V DC remote driver needed, Low power 36 Epistar SMD5050 LED. IP67 rating.



light source	light beam options	lumen output (lm)	lumin. efficacy (lm/w)
<b>3000°K warm-white</b>			
SMD 5050 LED	90°	150	21.43

### Finish color options:

Opal

### remote driver selection

brand	manufacturer code	type	watt	IP rate	numbers of fixtures
Meanwell	LPV-20-24	constant voltage 24V DC	20W	IP67	min 1 - max 2
Meanwell	LPV-35-24	constant voltage 24V DC	35W	IP67	min 1 - max 3
Meanwell	LPV-60-24	constant voltage 24V DC	60W	IP67	min 1 - max 7

### Technical features



### Technical data

Wattage	7 WATT
IP Rating	IP67
IK Rating	IK09
Material	High corrosion resistance extruded copper-free aluminum body
Light source	NR. 36 x Epistar SMD5050 LED
Screws	Stainless steel
Housing	Anodized aluminum
Remote driver	24V DC Needed
Static weight resistance	Max 3000 Kg
Diffuser	Opal resin
Power cable	Double 0.5 mt. neoprene power cable included, supplied with male/female quick coupling for in-line installation.
Gross weight	2,10 Kg

AC129  
LEADER CABLE  
(FEMALE  
CONNECTOR)



AC130  
JUMPER CABLE  
1 METER  
(MALE+FEMALE  
CONNECTOR)



AC131  
END CAP (MALE)  
TERMINATOR

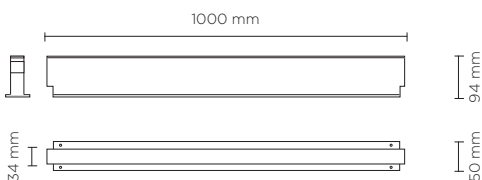




204003

## LINE VETRO SLIM 1000

Linear slim ground-recessed luminaire for outdoor installation, length 1.000mm, anodized extruded aluminum body, opal resin diffuser, anodized aluminum housing for recess. 24V DC remote driver needed, Low power 72 Epistar SMD5050 LED. IP67 rating.



light source	light beam options	lumen output (lm)	lumin. efficacy (lm/w)
<b>3000°K warm-white</b>			
SMD 5050 LED	90°	300	20.00

### Finish color options:

Opal

### remote driver selection

brand	manufacturer code	type	watt	IP rate	numbers of fixtures
Meanwell	LPV-20-24	constant voltage 24V DC	20W	IP67	1
Meanwell	LPV-35-24	constant voltage 24V DC	35W	IP67	min 1 - max 2
Meanwell	LPV-60-24	constant voltage 24V DC	60W	IP67	min 1 - max 3
Meanwell	LPV-100-24	constant voltage 24V DC	100W	IP67	min 1 - max 5

### Technical features



### Technical data

Wattage	15 WATT
IP Rating	IP67
IK Rating	IK09
Material	High corrosion resistance extruded copper-free aluminum body
Light source	NR. 72 x Epistar SMD5050 LED
Screws	Stainless steel
Housing	Anodized aluminum
Remote driver	24V DC Needed
Static weight resistance	Max 3000 Kg
Diffuser	Opal resin
Power cable	Double 0.5 mt. neoprene power cable included, supplied with male/female quick coupling for in-line installation.
Gross weight	4,20 Kg

AC129

LEADER CABLE (FEMALE CONNECTOR)



AC130

JUMPER CABLE 1 METER (MALE+FEMALE CONNECTOR)



AC131

END CAP (MALE) TERMINATOR





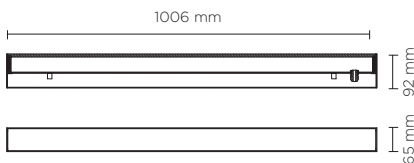




204001

## LINE VETRO

Linear ground-recessed luminaire for outdoor installation, length 1.000mm, anodized extruded aluminium body, tempered safety glass, moulded silicone gaskets, stainless steel housing for recess. 24V remote driver needed, Low power EPISTAR SMD3528 LED. IP67 rating.



light source	light beam options	lumen output (lm)	lumin. efficacy (lm/w)
<b>3000°K warm-white</b>			
SMD 3528 LED	100°	480	40.00
<b>4000°K warm-white</b>			
SMD 3528 LED	100°	500	40.00

### Finish color options:

Opal Glass

### remote driver selection


brand	manufacturer code	type	watt	IP rate	numbers of fixtures
Meanwell	LPV-20-24	constant voltage 24V DC	20W	IP67	1
Meanwell	LPV-35-24	constant voltage 24V DC	35W	IP67	min 1 - max 2
Meanwell	LPV-60-24	constant voltage 24V DC	60W	IP67	min 1 - max 4
Meanwell	LPV-100-24	constant voltage 24V DC	100W	IP67	min 1 - max 7

### Technical features



### Technical data

Wattage	12 WATT
IP Rating	IP67
IK Rating	IK09
Material	High corrosion resistance extruded copper-free aluminum body
Coating	Polyester powder coating with phosphochromating pre-finish
Light source	EPISTAR SMD3528 LED
Screws	Stainless steel
Housing	Stainless steel for recess included
Driver	24V DC Remote driver needed
Static weight resistance	Max 3000 Kg
Glass	Tempered
Power cable	1 mt. neoprene power cable included.
Gross weight	5,00 Kg

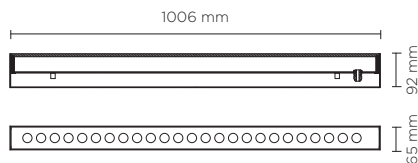




204002

## LINE VETRO

Linear ground-recessed luminaire for outdoor installation, length 1.000mm, anodized extruded aluminium body, tempered safety glass, moulded silicone gaskets, stainless steel housing for recess. 350/500mA remote driver needed, with 25 CREE XP-G3 LED. IP67 rating.

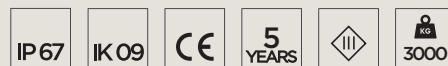


light source	light beam options	lumen output (lm)	lumin. efficacy (lm/w)
<b>3000°K warm-white</b>			
high-power led	10°	3.600	96.00
high-power led	30°	3.420	91.25
high-power led	45°	3.249	86.67
high-power led	Asymmetric Wall-Washer	3.420	91.25
<b>4000°K neutral-white</b>			
high-power led	10°	3.750	100.00
high-power led	30°	3.563	95.00
high-power led	45°	3.385	90.25
high-power led	Asymmetric Wall-Washer	3.563	95.00

### Finish color options:


Glass

### Technical features



### Technical data

Wattage	37 WATT
IP Rating	IP67
IK Rating	IK09
Material	High corrosion resistance extruded copper-free aluminum body
Coating	Polyester powder coating with phosphochromating pre-finish
Light source	N. 25 CREE XP-G3 LED
Screws	Stainless steel
Housing	Stainless steel for recess included
Driver	350/500 MA Remote driver needed
Static weight resistance	Max 3000 Kg
Glass	Tempered
Power cable	1 mt. neoprene power cable included.
Gross weight	5,10 Kg





# UNDERWATER

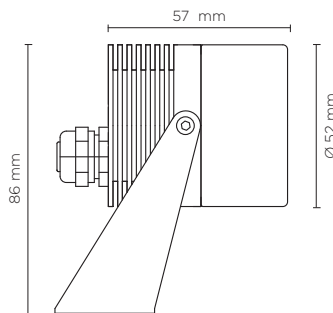
luminaire	lumen package	page
301000 SCUBA	130 - 600	260
303000 POOL	415 - 2.900	264
305000 DIVE	607 - 1.478	268
306000 HYDROFLEX UNDERWATER	750 - 3.000	272



301001

## SCUBA MICRO

Small underwater projector, surface mounted, completely made in stainless steel AISI 316L, silicone o-rings, 350/500mA remote driver needed, with 1 CREE XP-G3 LED. IP 68 rating.



light source	light beam options	lumen output (lm)	lumin. efficacy (lm/w)
<b>3000°K warm-white</b>			
high-power led	10°	144	96.00
high-power led	30°	137	91.34
high-power led	45°	130	86.67
<b>4000°K neutral-white</b>			
high-power led	10°	150	100.00
high-power led	30°	143	95.34
high-power led	45°	136	90.67
<b>2700°K CCT</b> available on request			

### Finish color options:

Stainless Steel

### remote driver selection

brand	manufacturer code	type	watt	IP rate	numbers of fixtures
TCl Italy	122086	constant current 350 MA	4W	IP20	min 1 - max 2
TCl Italy	122204	constant current 350 MA/ 500 MA	25W - 35W	IP20	min 1 - max 16
Meanwell	LPC-20-350	constant current 350 MA	16.8W	IP67	min 4 - max 12
Meanwell	LPC-20-700	constant current 700 MA	21W	IP67	min 4 - max 8
Meanwell	LPF-25-48	constant current 530 MA	25W	IP67	min 10 - max 16

### Technical features




### Technical data

Wattage	1,5 WATT
IP Rating	IP68 - 3 METERS DEPTH
IK Rating	IK08
Material	Completely made in stainless steel AISI 316 L marine grade
Trim	Stainless steel AISI 316 L marine grade
Light source	NR. 1 x 1W CREE "XP-G3" LED
Screws	Stainless steel
Remote driver	350/500 mA NEEDED
Gasket	Silicone rubber
Glass	Tempered
Cable gland	M12 made in stainless steel AISI 316
Power cable	8 mt. neoprene power cable included
Adjustable through	200°
Gross weight	1,50 Kg

AC 024 - SPIKE FOR SCUBA MICRO/MINI

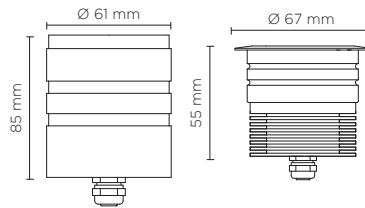




301002

## SCUBA MICRO RECESS

Small underwater luminaire, wall-recessed, completely made in stainless steel AISI 316L, silicone o-rings, acetal resin housing for recess. 350/500mA remote driver needed, with 1 CREE XP-G3 LED. IP 68 rating.



light source	light beam options	lumen output (lm)	lumin. efficacy (lm/w)
<b>3000°K warm-white</b>			
high-power led	10°	144	96.00
high-power led	30°	137	91.34
high-power led	45°	130	86.67
<b>4000°K neutral-white</b>			
high-power led	10°	150	100.00
high-power led	30°	143	95.34
high-power led	45°	136	90.67
<b>2700°K CCT</b> available on request			

### Finish color options:

Stainless Steel

### remote driver selection


brand	manufacturer code	type	watt	IP rate	numbers of fixtures
TCl Italy	122086	constant current 350 MA	4W	IP20	min 1 - max 2
TCl Italy	122204	constant current 350 MA/ 500 MA	25W - 35W	IP20	min 1 - max 16
Meanwell	LPC-20-350	constant current 350 MA	16.8W	IP67	min 4 - max 12
Meanwell	LPC-20-700	constant current 700 MA	21W	IP67	min 4 - max 8
Meanwell	LPF-25-48	constant current 530 MA	25W	IP67	min 10 - max 16

### Technical features



### Technical data

Wattage	1,5 WATT
IP Rating	IP68 - 3 METERS DEPTH
IK Rating	IK08
Material	Completely made in stainless steel AISI 316 L marine grade
Trim	Stainless steel AISI 316 L marine grade
Light source	NR. 1 x 1.5W CREE "XP-G3" LED
Screws	Stainless steel
Remote driver	350/500 mA NEEDED
Gasket	Silicone rubber
Recess housing	made in acetal resin
Glass	Tempered
Cable gland	M12 made in stainless steel AISI 316
Power cable	8 mt. neoprene power cable included
Cable sheath	made in PVC
Gross weight	1,50 Kg

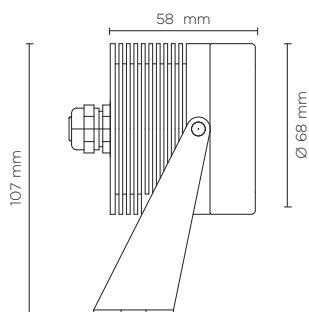




301003

## SCUBA MINI

Small underwater projector, surface mounted, completely made in stainless steel AISI 316L, silicone o-rings, 350/500mA remote driver needed, with 4 CREE XP-G3 LED. IP 68 rating.



light source	light beam options	lumen output (lm)	lumin. efficacy (lm/w)
<b>3000°K warm-white</b>			
high-power led	10°	576	96.00
high-power led	30°	548	91.34
<b>4000°K neutral-white</b>			
high-power led	10°	600	100.00
high-power led	30°	570	95.00
<b>2700°K CCT</b> available on request			

### Finish color options:

Stainless Steel

### remote driver selection

brand	manufacturer code	type	watt	IP rate	numbers of fixtures
TCl Italy	127711	constant current 500 MA	12W	IP20	1
TCl Italy	122204	constant current 350 MA/ 500 MA	25W - 35W	IP20	min 1 - max 4
Meanwell	LPC-20-350	constant current 350 MA	16.8W	IP67	min 1 - max 2
Meanwell	LPC-20-700	constant current 700 MA	21W	IP67	min 1 - max 2
Meanwell	LPF-25-48	constant current 530 MA	25W	IP67	min 3 - max 4

### Technical features



### Technical data

Wattage	6 WATT
IP Rating	IP68 - 3 METERS DEPTH
IK Rating	IK08
Material	Completely made in stainless steel AISI 316 L marine grade
Trim	Stainless steel AISI 316 L marine grade
Light source	NR. 4 x 1.5W CREE "XP-G3" LED
Screws	Stainless steel
Remote driver	350/500 mA NEEDED
Gasket	Silicone rubber
Glass	Tempered
Cable gland	M12 made in stainless steel AISI 316
Power cable	8 mt. neoprene power cable included
Adjustable through	200°
Gross weight	2,00 Kg

AC 024 - SPIKE FOR SCUBA MICRO/MINI

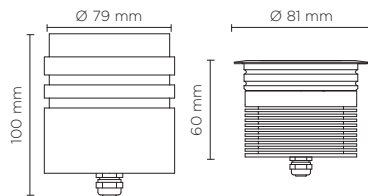




301004

## SCUBA MINI RECESS

Small underwater luminaire, wall-recessed, completely made in stainless steel AISI 316L, silicone o-rings, acetal resin housing for recess. 350/500mA remote driver needed, with 4 CREE XP-G3 LED. IP 68 rating.



light source	light beam options	lumen output (lm)	lumin. efficacy (lm/w)
<b>3000°K warm-white</b>			
high-power led	10°	576	96.00
high-power led	30°	548	91.34
<b>4000°K neutral-white</b>			
high-power led	10°	600	100.00
high-power led	30°	570	95.00

### Finish color options:

Stainless Steel

### remote driver selection

brand	manufacturer code	type	watt	IP rate	numbers of fixtures
TCl Italy	127711	constant current 500 MA	12W	IP20	1
TCl Italy	122204	constant current 350 MA/ 500 MA	25W - 35W	IP20	min 1 - max 4
Meanwell	LPC-20-350	constant current 350 MA	16.8W	IP67	min 1 - max 2
Meanwell	LPC-20-700	constant current 700 MA	21W	IP67	min 1 - max 2
Meanwell	LPF-25-48	constant current 530 MA	25W	IP67	min 3 - max 4

### Technical features



### Technical data

Wattage	6 WATT
IP Rating	IP68 - 3 METERS DEPTH
IK Rating	IK08
Material	Completely made in stainless steel AISI 316 L marine grade
Trim	Stainless steel AISI 316 L marine grade
Light source	NR. 4 x 1.5W CREE "XP-G3" LED
Screws	Stainless steel
Remote driver	350/500 mA NEEDED
Gasket	Silicone rubber
Recess housing	made in acetal resin
Glass	Tempered
Cable gland	M12 made in stainless steel AISI 316
Power cable	8 mt. neoprene power cable included
Cable sheath	made in PVC
Gross weight	2,00 Kg







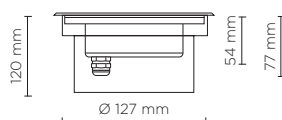
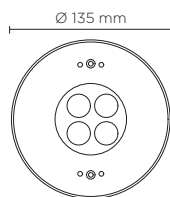
303004

## POOL MINI

Swimming-pool underwater luminaire, round shape, wall-recessed, completely made in stainless steel AISI 316L, polypropylene housing for recess. 24V remote driver needed, with 4 OSRAM LED. IP 68 rating.



**THIS LUMINAIRE IS SUITABLE ONLY FOR UNDERWATER INSTALLATION**



light source	light beam options	lumen output (lm)	lumin. efficacy (lm/w)
<b>3000°K warm-white</b>			
high-power led	30°	415	51.87

### Finish color options:

Stainless Steel

### remote driver selection

brand	manufacturer code	type	watt	IP rate	numbers of fixtures
Meanwell	LPV-20-24	constant voltage 24V DC	20W	IP67	min 1 - max 2
Meanwell	LPV-35-24	constant voltage 24V DC	35W	IP67	min 1 - max 3
Meanwell	LPV-60-24	constant voltage 24V DC	60W	IP67	min 1 - max 6
Meanwell	LPV-100-24	constant voltage 24V DC	100W	IP67	min 1 - max 11

### Technical features



### Technical data

Wattage	8 WATT
IP Rating	IP68 - 1 METERS DEPTH
IK Rating	IK09
Material	Completely made in stainless steel AISI 316 L marine grade
Trim	Stainless steel AISI 316 L marine grade
Light source	NR. 4 x 2W OSRAM LED
Screws	Stainless steel
Remote driver	24V DC NEEDED
Gasket	EPDM rubber
Glass	Tempered
Cable gland	PG11 made in nickel-plated brass.
Power cable	2 mt. neoprene power cable included
Recess housing	Made in polypropylene
Gross weight	1,30 Kg





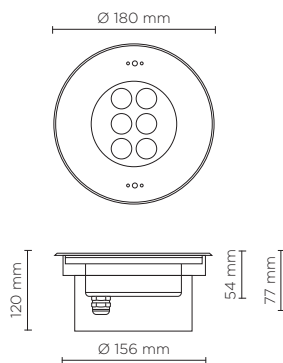
303001

## POOL MEDIUM

Swimming-pool underwater luminaire, round shape, wall-recessed, completely made in stainless steel AISI 316L, polypropylene housing for recess. 24V remote driver needed, with 6 OSRAM LED. IP 68 rating.



**THIS LUMINAIRE IS SUITABLE ONLY FOR UNDERWATER INSTALLATION**



light source	light beam options	lumen output (lm)	lumin. efficacy (lm/w)
<b>3000°K warm-white</b>			
high-power led	M 30°	1.200	100.00

### Finish color options:

Stainless Steel

### remote driver selection

brand	manufacturer code	type	watt	IP rate	numbers of fixtures
Meanwell	LPV-20-24	constant voltage 24V DC	20W	IP67	1
Meanwell	LPV-35-24	constant voltage 24V DC	35W	IP67	min 1 - max 2
Meanwell	LPV-60-24	constant voltage 24V DC	60W	IP67	min 1 - max 4
Meanwell	LPV-100-24	constant voltage 24V DC	100W	IP67	min 1 - max 7

### Technical features



### Technical data

Wattage	12 WATT
IP Rating	IP68 - 1 METERS DEPTH
IK Rating	IK09
Material	Completely made in stainless steel AISI 316 L marine grade
Trim	Stainless steel AISI 316 L marine grade
Light source	NR. 6 x 2W OSRAM LED
Screws	Stainless steel
Remote driver	24V DC NEEDED
Gasket	EPDM rubber
Glass	Tempered
Cable gland	PG11 made in nickel-plated brass.
Power cable	2 mt. neoprene power cable included
Recess housing	Polypropylene material
Gross weight	2,00 Kg





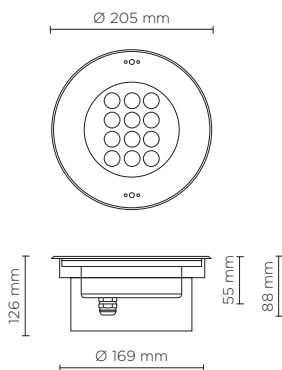
303002

## POOL MAXI

Swimming-pool underwater luminaire, round shape, wall-recessed, completely made in stainless steel AISI 316L, polypropylene housing for recess. 24V remote driver needed, with 12 OSRAM LED. IP 68 rating.



**THIS LUMINAIRE IS SUITABLE ONLY FOR UNDERWATER INSTALLATION**

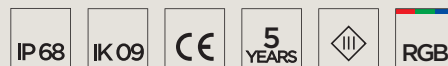


light source	light beam options	lumen output (lm)	lumin. efficacy (lm/w)
<b>3000°K warm-white</b>			
high-power led	M 30°	2.000	83.34

### Finish color options:

Stainless Steel

### Technical features



### Technical data

Wattage	24 WATT
IP Rating	IP68 - 1 METERS DEPTH
IK Rating	IK09
Material	Completely made in stainless steel AISI 316 L marine grade
Trim	Stainless steel AISI 316 L marine grade
Light source	NR. 12 x 2W OSRAM LED
Screws	Stainless steel
Remote driver	24V DC NEEDED
Gasket	EPDM rubber
Glass	Tempered
Cable gland	PG11 made in nickel-plated brass.
Power cable	2 mt. neoprene power cable included
Recess housing	Polypropylene material
Gross weight	2,50 Kg



### remote driver selection

brand	manufacturer code	type	watt	IP rate	numbers of fixtures
Meanwell	LPV-35-24	constant voltage 24V DC	35W	IP67	1
Meanwell	LPV-60-24	constant voltage 24V DC	60W	IP67	min 1 - max 2
Meanwell	LPV-100-24	constant voltage 24V DC	100W	IP67	min 1 - max 3



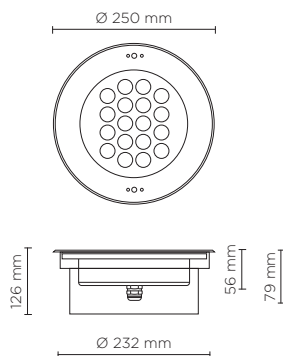
303003

## POOL MEGA

Swimming-pool underwater luminaire, round shape, wall-recessed, completely made in stainless steel AISI 316L, polypropylene housing for recess. 24V remote driver needed, with 18 OSRAM LED. IP 68 rating.



**THIS LUMINAIRE IS SUITABLE ONLY FOR UNDERWATER INSTALLATION**



light source	light beam options	lumen output (lm)	lumin. efficacy (lm/w)
<b>3000°K warm-white</b>			
high-power led	30°	2.900	80.56

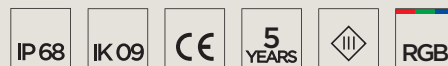
### Finish color options:

Stainless Steel

### remote driver selection

brand	manufacturer code	type	watt	IP rate	numbers of fixtures
Meanwell	LPV-60-24	constant voltage 24V DC	60W	IP67	1
Meanwell	LPV-100-24	constant voltage 24V DC	100W	IP67	min 1 - max 2

### Technical features



### Technical data

Wattage	36 WATT
IP Rating	IP68 - 1 METERS DEPTH
IK Rating	IK09
Material	Completely made in stainless steel AISI 316 L marine grade
Trim	Stainless steel AISI 316 L marine grade
Light source	NR. 18 x 2W OSRAM LED
Screws	Stainless steel
Remote driver	24V DC NEEDED
Gasket	EPDM rubber
Glass	Tempered
Cable gland	PG11 made in nickel-plated brass.
Power cable	2 mt. neoprene power cable included
Recess housing	Polypropylene material
Gross weight	3,80 Kg

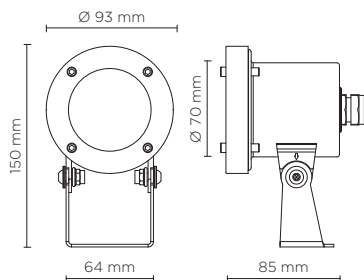




305001

## DIVE MINI

Underwater projector, surface mounted, completely made in stainless steel AISI 316L, silicone gasket, 24V DC remote driver needed, with 1 x COB LED. IP 68 rating.



**THIS LUMINAIRE IS SUITABLE ONLY FOR UNDERWATER INSTALLATION**

light source	light beam options	lumen output (lm)	lumin. efficacy (lm/w)
<b>3000°K warm-white</b>			
cob led	M 30°	607	75.87

### Finish color options:

Stainless Steel

### remote driver selection

brand	manufacturer code	type	watt	IP rate	numbers of fixtures
Meanwell	LPV-20-24	constant voltage 24V DC	20W	IP67	min 1 - max 2
Meanwell	LPV-35-24	constant voltage 24V DC	35W	IP67	min 1 - max 3
Meanwell	LPV-60-24	constant voltage 24V DC	60W	IP67	min 1 - max 6

### Technical features



### Technical data

Wattage	8 WATT
IP Rating	IP68 - 1 METERS DEPTH
IK Rating	IK09
Material	Completely made in stainless steel AISI 316 L marine grade
Light source	NR. 1x8W COB LED
Screws	Stainless steel
Remote driver	24V DC NEEDED
Gasket	Silicone rubber
Glass	Tempered
Cable gland	PG11 Cable gland made copper with nickel-coated
Power cable	3 mt. neoprene power cable included
Gross weight	1,10 Kg

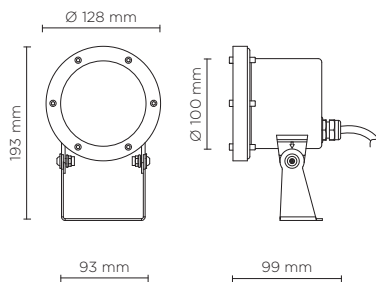





305002

## DIVE MEDIUM

Underwater projector, surface mounted, completely made in stainless steel AISI 316L, silicone gasket, 24V DC remote driver needed, with 1 x COB LED. IP 68 rating.



**THIS LUMINAIRE IS SUITABLE ONLY FOR UNDERWATER INSTALLATION**

light source	light beam options	lumen output (lm)	lumin. efficacy (lm/w)
<b>3000°K warm-white</b>			
cob led	 30°	1.183	73.94

### Finish color options:

Stainless Steel

### remote driver selection

brand	manufacturer code	type	watt	IP rate	numbers of fixtures
Meanwell	LPV-20-24	constant voltage 24V DC	20W	IP67	1
Meanwell	LPV-60-24	constant voltage 24V DC	60W	IP67	min 1 - max 3

### Technical features



### Technical data

Wattage	16 WATT
IP Rating	IP68 - 1 METERS DEPTH
IK Rating	IK09
Material	Completely made in stainless steel AISI 316 L marine grade
Light source	NR. 1x16W COB LED
Screws	Stainless steel
Remote driver	24V DC NEEDED
Gasket	Silicone rubber
Glass	Tempered
Cable gland	PG11 Cable gland made copper with nickel-coated
Power cable	3 mt. neoprene power cable included
Gross weight	1,60 Kg

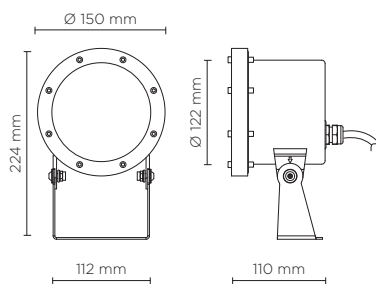





305003

## DIVE MAXI

Underwater projector, surface mounted, completely made in stainless steel AISI 316L, silicone gasket, 24V DC remote driver needed, with 1 x COB LED. IP 68 rating.



**THIS LUMINAIRE IS SUITABLE ONLY FOR UNDERWATER INSTALLATION**

light source	light beam options	lumen output (lm)	lumin. efficacy (lm/w)
<b>3000°K warm-white</b>			
cob led	 30°	1.478	73.90

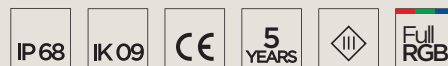
### Finish color options:

 Stainless Steel

### remote driver selection

brand	manufacturer code	type	watt	IP rate	numbers of fixtures
Meanwell	LPV-35-24	constant voltage 24V DC	35W	IP67	1
Meanwell	LPV-60-24	constant voltage 24V DC	60W	IP67	min 1 - max 2
Meanwell	LPV-100-24	constant voltage 24V DC	120W	IP67	min 1 - max 4

### Technical features



### Technical data

Wattage	20 WATT
IP Rating	IP68 - 1 METERS DEPTH
IK Rating	IK09
Material	Completely made in stainless steel AISI 316 L marine grade
Light source	NR. 1x20W COB LED
Screws	Stainless steel
Remote driver	24V DC NEEDED
Gasket	Silicone rubber
Glass	Tempered
Cable gland	PG11 Cable gland made copper with nickel-coated
Power cable	3 mt. neoprene power cable included
Gross weight	2,00 Kg





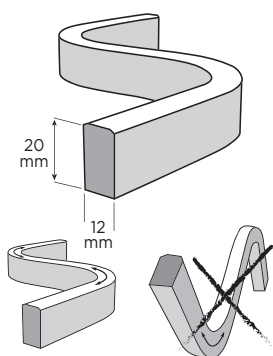
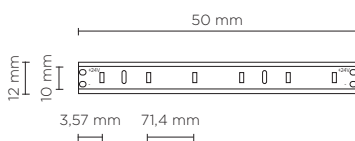




306001-02

## HYDROFLEX SIDE UNDERWATER

1.000 mm / 4.000 mm length, 20mm x 12mm section, opal encapsulated flexible LED strip for linear lighting (straight or bended) outdoor and indoor wall-recessed installation; surface mounted version through installation accessories to be ordered separately. LED circuit completely encapsulated with UV and high-temperatures resistant Polyurethane sheath, with white (outside) and milky finish (over light emission), dot free and homogeneous light emission surface. Double power cable with male/female connectors included, suitable for in-line installation. Remote driver 24V DC needed. With nr. 140 low-power SMD3014 Lumileds LED. IP68 rating.




### Technical features




### Technical data

IP Rating	IP68 - 1 Meter DEPTH
Material	High performances Polyurethane, UV resistant, saltwater resistant
	No yellowish after years
	Dot-free and homogeneous light emission
Light source	SMD3014 Lumileds LED
Transformer	24V DC remote driver needed
	Supplied with Male/Female connectors for in-line installation





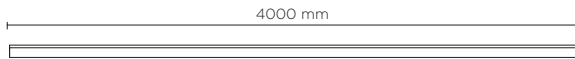
306001		HYDROFLEX SIDE 1000 UNDERWATER		
light source	light beam options	lumen output (lm)	lumin. efficacy (lm/w)	
<b>3000°K warm-white</b>				
low power led	 diffused	750	75.00	


**Finish color options:**

Milky

Technical data	
Wattage	10 WATT
IP Rating	IP68

remote driver selection					
brand	manufacturer code	type	watt	IP rate	numbers of fixtures
Meanwell	LPV-20-24	constant voltage 24V DC	20W	IP67	1
Meanwell	LPV-35-24	constant voltage 24V DC	35W	IP67	min 1 - max 2
Meanwell	LPV-60-24	constant voltage 24V DC	60W	IP67	min 1 - max 5
Meanwell	LPV-100-24	constant voltage 24V DC	100W	IP67	min 1 - max 9



306002		HYDROFLEX SIDE 4000 UNDERWATER		
light source	light beam options	lumen output (lm)	lumin. efficacy (lm/w)	
<b>3000°K warm-white</b>				
low power led	 diffused	3.000	75.00	

**Finish color options:**

Milky

Technical data	
Wattage	40 WATT
IP Rating	IP68

remote driver selection					
brand	manufacturer code	type	watt	IP rate	numbers of fixtures
Meanwell	LPV-60-24	constant voltage 24V DC	60W	IP67	1
Meanwell	LPV-100-24	constant voltage 24V DC	100W	IP67	min 1 - max 2

**AC031 MOUNTING CLIP FOR HYDROFLEX SIDE**  
 Mounting clip for Hydroflex Side realized in Stainless steel, clip to be applied every 40 cm, to secure with screws. Ideal for bended installation on a wall or ceiling.



**AC032 ALUMINUM LINEAR PROFILE FOR HYDROFLEX SIDE**  
 1.000 mm Linear profile for Hydroflex Side, realized in Anodized aluminum.

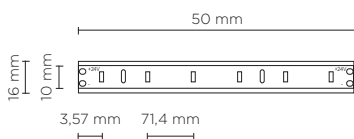
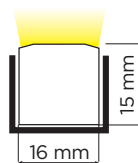




306003-04

## HYDROFLEX TOP UNDERWATER

1.000 mm / 4.000 mm length, 16mm x 16mm section, opal encapsulated flexible LED strip for linear lighting (straight or bended), underwater installation version; surface mounted version through installation accessories to be ordered separately. LED circuit completely encapsulated with UV and high-temperatures resistant Polyurethane sheath, with white (outside) and milky finish (over light emission), dot free and homogeneous light emission surface. Double power cable with male/female connectors included, suitable for in-line installation. Remote driver 24V DC needed. With nr. 140 low-power SMD3014 Lumileds LED. IP68 rating.




### Technical features




### Technical data

IP Rating	IP68 - 1 Meter DEPTH
Material	High performances Polyurethane, UV resistant, saltwater resistant
	No yellowish after years
	Dot-free and homogeneous light emission
Light source	SMD3014 Lumileds LED
Transformer	24V DC remote driver needed
	Supplied with Male/Female connectors for in-line installation





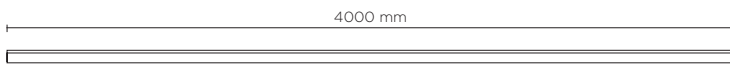
306003		HYDROFLEX TOP 1000 UNDERWATER		
light source	light beam options	lumen output (lm)	lumin. efficacy (lm/w)	
<b>3000°K warm-white</b>				
low power led	 diffused	750	75.00	


**Finish color options:**

Milky

Technical data	
Wattage	10 WATT
IP Rating	IP68

remote driver selection					
brand	manufacturer code	type	watt	IP rate	numbers of fixtures
Meanwell	LPV-20-24	constant voltage 24V DC	20W	IP67	1
Meanwell	LPV-35-24	constant voltage 24V DC	35W	IP67	min 1 - max 2
Meanwell	LPV-60-24	constant voltage 24V DC	60W	IP67	min 1 - max 5
Meanwell	LPV-100-24	constant voltage 24V DC	100W	IP67	min 1 - max 9



306004		HYDROFLEX TOP 4000 UNDERWATER		
light source	light beam options	lumen output (lm)	lumin. efficacy (lm/w)	
<b>3000°K warm-white</b>				
low power led	 diffused	3.000	75.00	

Milky

Technical data	
Wattage	40 WATT
IP Rating	IP68

remote driver selection					
brand	manufacturer code	type	watt	IP rate	numbers of fixtures
Meanwell	LPV-60-24	constant voltage 24V DC	60W	IP67	1
Meanwell	LPV-100-24	constant voltage 24V DC	100W	IP67	min 1 - max 2

**AC034 MOUNTING CLIP FOR HYDROFLEX TOP**

Mounting clip for Hydroflex Top, realized in Stainless steel, clip to be applied every 40 cm, to secure with screws. Ideal for bended installation on a wall or ceiling.



**AC035 ALUMINUM LINEAR PROFILE FOR HYDROFLEX TOP**

1.000 mm Linear profile for Hydroflex Top, realized in Anodized aluminum.





# WALL MOUNTING

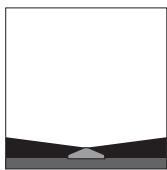
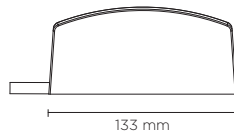
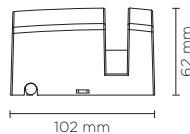
luminaire	lumen package	page
401100 WAVE	160 - 600	278
402600 TECH EVO	495 - 4.480	282
403100 NANOWALL	55 - 2 x 930	286
401000 TECH	650 - 2 x 1.300	314
401900 TECH STEEL	480 - 2 x 960	325
403200 WALLBOX	200 - 2 x 590	330
402500 TAG	270 - 1.848	340
402800 FRAME	808 - 1.055	344
401700 ECLIPSE	350 - 1.300	352
401600 SURF	350 - 1.050	364
402100 HYDROCOVE	700 / meter	374
401800 HYDROFLEX	700 / meter	376
402900 HYDROFLEX OPTICS	700 / meter	382
403000 LINE-B	1.690 - 3.648	384
402700 GRAZER	700 - 2.880	390
402400 HORIZON	330 - 1.204	392
406000 TARGET	255 - 1.020	398



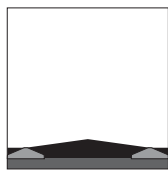
401102

## WAVE 2.0

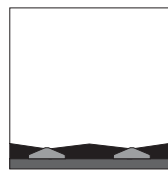
Surface mounted luminaire for outdoor installation on window sill, with asymmetric 8°x170° “window-washer” light distribution. Phospho-chromatised and polyester powder coated die-cast copper-free aluminium body, tempered safety glass, moulded silicone gasket and stainless steel screws. Built-in LED driver 220-240V 50-60Hz, with 1 x CREE XHP35 LED. IP65 rating.



170°  
SINGLE INSTALLATION,  
IN THE MIDDLE:  
SUGGESTED FOR  
SMALL / MEDIUM  
SIZE WINDOWS



170°  
DOUBLE INSTALLATION,  
ON BOTH SIDES:  
SUGGESTED IN CASE  
OF HIGH LIGHTING  
PERFORMANCE  
NEEDED



170°  
DOUBLE  
INSTALLATION,  
IN THE MIDDLE:  
SUGGESTED FOR  
BIG SIZE WINDOWS



SIDE KNOCKOUT  
FOR CABLE

light source	light beam options	lumen output (lm)	lumin. efficacy (lm/w)
--------------	--------------------	-------------------	------------------------

### 3000°K warm-white

high-power led	8° x 170°	582	83.14
----------------	-----------	-----	-------

### 4000°K neutral-white

high-power led	8° x 170°	600	85.71
----------------	-----------	-----	-------

2700°K CCT available on request

### Finish color options:

 Textured Grey RAL 9006	 Anthracite Grey RAL 7016	 Matt Black (on request)
--	---	--

### Technical features



### Available on request



### Technical data

Wattage	7 WATT
IP Rating	IP65
IK Rating	IK08
Material	High corrosion resistance die-cast copper-free aluminum body
Coating	Polyester powder coating with phosphochromating pre-finish
Light source	NR. 1 x CREE “XHP35” LED
Screws	Stainless steel
Transformer	Electrical power supply 220/240V 50/60Hz built-in
Gasket	Silicone rubber
Diffuser	PMMA
Power cable	1 mt. power cable included
Gross weight	1,00 Kg





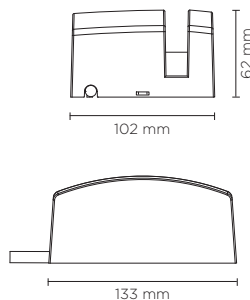




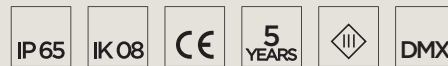
401102RGBW

## WAVE 2.0 DMX RGBW

Surface mounted luminaire for outdoor installation on window sill, with asymmetric 8°x170° “window-washer” light distribution. Phospho-chromatised and polyester powder coated die-cast copper-free aluminium body, polycarbonate diffuser, moulded silicone gasket and stainless steel screws. Remote 24V DC power supply needed, DMX driver integrated; with 1 x CREE “XML” RGBW LED. IP65 rating.



### Technical features



### Technical data

Wattage	4.5 WATT
IP Rating	IP65
IK Rating	IK08
Material	High corrosion resistance die-cast copper-free aluminum body
Coating	Polyester powder coating with phosphochromating pre-finish
Light source	1 x CREE “XML” COLOR RGBW LED
Screws	Stainless steel
DMX	DMX interface integrated
Remote driver	Constant voltage 24V DC remote driver needed
Gasket	Silicone rubber
Glass	Tempered
Power cable	1 mt. power cable included
Gross weight	1,00 Kg

light source	light beam options	lumen output (lm)	lumin. efficacy (lm/w)
<b>RGBW</b>			
high-power led	8° x 170°	160	35.55

#### Finish color options:



#### remote driver selection

brand	manufacturer code	type	watt	IP rate	numbers of fixtures
Meanwell	LPV-20-24	constant voltage 24V DC	20W	IP67	min 1 - max 3
Meanwell	LPV-35-24	constant voltage 24V DC	35W	IP67	min 1 - max 6

#### DMX ACCESSORIES

#### CONTROLLERS, SPLITTERS, ETC...

To be defined together with puk technical department, according to project specifications and after providing installation details.





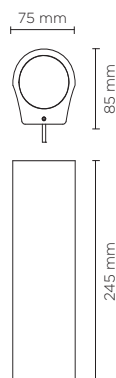


402601

# TECH EVO MINI 01

Designed by  
MOMO DESIGN

Wall applique, to be mounted on an outdoor façade/wall, with one side light distribution. Phospho-chromatised and polyester powder coated copper-free extruded aluminium body, tempered safety glass, moulded silicone gasket and stainless steel screws. Built-in LED driver 220-240V 50-60Hz, with 3 CREE XP-G2 LED. IP 65 rating.



light source	light beam options	lumen output (lm)	lumin. efficacy (lm/w)
<b>3000°K warm-white</b>			
high-power led	10°	550	100
high-power led	30°	520	94.54
high-power led	45°	495	90.00
<b>4000°K neutral-white</b>			
high-power led	10°	600	109.09
high-power led	30°	570	103.63
high-power led	45°	540	98.18

**Finish color options:**

Textured Grey  
RAL 9006

Anthracite Grey  
RAL 7016

Matt Black  
(on request)

**Technical features**



**Available on request**



**Technical data**

Wattage	5.5 WATT
IP Rating	IP65
IK Rating	IK09
Material	High corrosion resistance extruded copper-free aluminium body
Coating	Polyester powder coating with phosphochromating pre-finish
Light source	NR. 3 CREE XP-G2 LED
Screws	Stainless steel
Transformer	Electronic power supply 220/240V 50/60Hz built-in
Cable gland	M16 rubber grommet
Gasket	Silicone rubber
Glass	Tempered
Power cable	1 mt. neoprene power cable included
Gross weight	2,00 Kg



Optional:  
Opal Glass Diffuser

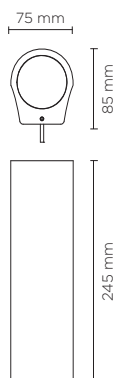


402602

# TECH EVO MINI 02

Designed by  
MOMO DESIGN

Up & down wall applique for outdoor installation. Phosphochromatised and polyester powder coated copper-free extruded aluminium body, tempered safety glass, moulded silicone gasket and stainless steel screws. Built-in LED driver 220-240V 50-60Hz, with 2 x 3 CREE XP-G2 LED. IP 65 rating.



light source	light beam options	lumen output (lm)	lumin. efficacy (lm/w)
<b>3000°K warm-white</b>			
high-power led	10°	2 x 550	100.00
high-power led	30°	2 x 520	94.54
high-power led	45°	2 x 495	90.00
<b>4000°K neutral-white</b>			
high-power led	10°	2 x 600	109.09
high-power led	30°	2 x 570	103.63
high-power led	45°	2 x 540	98.18

**Finish color options:**

- Textured Grey RAL 9006
- Anthracite Grey RAL 7016
- Matt Black (on request)

**Technical features**



**Available on request**



**Technical data**

Wattage	11 WATT
IP Rating	IP65
IK Rating	IK09
Material	High corrosion resistance extruded copper-free aluminium body
Coating	Polyester powder coating with phosphochromating pre-finish
Light source	NR. 2 x 3 CREE XP-G2 LED
Screws	Stainless steel
Transformer	Electronic power supply 220/240V 50/60Hz built-in
Cable gland	M16 rubber grommet
Gasket	Silicone rubber
Glass	Tempered
Power cable	1 mt. neoprene power cable included
Gross weight	2,00 Kg



Optional:  
Opal Glass Diffuser

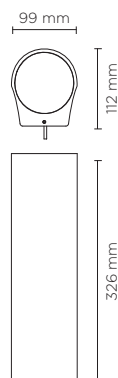


402603

# TECH EVO MEDIUM 01

Designed by  
MOMO DESIGN

Wall applique, to be mounted on an outdoor façade/wall, with one side light distribution. Phospho-chromatised and polyester powder coated copper-free extruded aluminium body, tempered safety glass, moulded silicone gasket and stainless steel screws. Built-in LED driver 220-240V 50-60Hz, with 1 COB CREE "CXB 1512" LED. IP 65 rating.



light source	light beam options	lumen output (lm)	lumin. efficacy (lm/w)
<b>3000°K warm-white</b>			
cob led	14°	1.951	130.06
cob led	35°	1.850	123.33
cob led	55°	1.800	120.00
<b>4000°K neutral-white</b>			
cob led	14°	2.240	149.33
cob led	35°	2.131	142.06
cob led	55°	2.046	136.40

**2700°K CCT** available on request

**Finish color options:**

- Textured Grey RAL 9006
- Anthracite Grey RAL 7016
- Matt Black (on request)

**Technical features**



**Available on request**



**Technical data**

Wattage	15 WATT
IP Rating	IP65
IK Rating	IK09
Material	High corrosion resistance extruded copper-free aluminium body
Coating	Polyester powder coating with phosphochromating pre-finish
Light source	NR.1 COB CREE "CXB 1512" LED
Screws	Stainless steel
Transformer	Electronic power supply 220/240V 50/60Hz built-in
Cable gland	M16 rubber grommet
Gasket	Silicone rubber
Glass	Tempered
Power cable	1 mt. neoprene power cable included
Gross weight	3,50 Kg



Optional:  
Opal Glass Diffuser

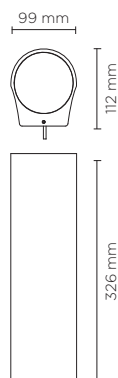


402604

# TECH EVO MEDIUM 02

Designed by MOMO DESIGN

Up & down wall applique for outdoor installation. Phosphochromatised and polyester powder coated copper-free extruded aluminium body, tempered safety glass, moulded silicone gasket and stainless steel screws. Built-in LED driver 220-240V 50-60Hz, with 2 x 1 COB CREE "CXB 1512" LED. IP 65 rating.



light source	light beam options	lumen output (lm)	lumin. efficacy (lm/w)
<b>3000°K warm-white</b>			
cob led	14°	2 x 1.951	130.06
cob led	35°	2 x 1.850	123.33
cob led	55°	2 x 1.800	120.00
<b>4000°K neutral-white</b>			
cob led	14°	2 x 2.240	149.33
cob led	35°	2 x 2.131	142.06
cob led	55°	2 x 2.046	136.40

**2700°K CCT** available on request

**Finish color options:**

- Textured Grey RAL 9006
- Anthracite Grey RAL 7016
- Matt Black (on request)

**Technical features**



**Available on request**



**Technical data**

Wattage	30 WATT
IP Rating	IP65
IK Rating	IK09
Material	High corrosion resistance extruded copper-free aluminum body
Coating	Polyester powder coating with phosphochromating pre-finish
Light source	NR. 2 x 1 COB CREE "CXB 1512" LED
Screws	Stainless steel
Transformer	Electronic power supply 220/240V 50/60Hz built-in
Cable gland	M16 rubber grommet
Gasket	Silicone rubber
Glass	Tempered
Power cable	1 mt. neoprene power cable included
Gross weight	3,50 Kg



Optional: Opal Glass Diffuser



403105

# NANOWALL ROUND XXS 01

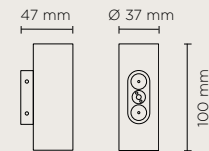
Wall applique for outdoor installation on a façade/wall, with one side light only. Body in anodized aluminum with phospho-chromatised and polyester powder coating, tempered safety glass, moulded silicone gasket and stainless steel screws. Constant current 350mA remote driver needed. With 1 x CREE "XP-G2" LED. IP66 rating.

light source	light beam options	lumen output (lm)	lumin. efficacy (lm/w)
<b>2700°K warm-white</b>			
high-power led	8°	70	70.00
high-power led	32°	60	60.00
high-power led	45°	55	55.00
<b>3000°K warm-white</b>			
high-power led	8°	75	75.00
high-power led	32°	65	65.00
high-power led	45°	60	60.00
<b>4000°K neutral-white</b>			
high-power led	8°	80	80.00
high-power led	32°	70	70.00
high-power led	45°	65	65.00

#### Finish color options:

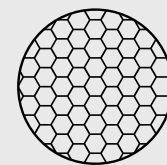
- Textured Grey RAL 9006
- Anthracite Grey RAL 7016
- Matt Black (on request)

#### Technical features



#### Technical data

Wattage	1 WATT
IP Rating	IP66
IK Rating	IK08
Material	Hard anodized aluminum
Coating	polyester powder coating with phosphochromating pre-finish
Light Source	1 x CREE "XP-G2" LED
Screws	Stainless steel
Remote driver	Constant current 350mA
Glass	Tempered
Power cable	0.3 mt. power cable included
Gross weight	0,35 Kg



AC0124  
HONEYCOMB  
LOUVER

#### remote driver selection

brand	manufacturer code	type	watt	IP rate	numbers of fixtures
ALVIT Italy	AL1435S-IP	Constant current 350mA	14W	IP67	min 1 - max 8
Meanwell	LPC-20-350	Constant current 350mA	16.8W	IP67	min 4 - max 12



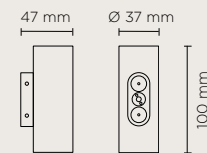
## Technical features



403106

# NANOWALL ROUND XXS 02

Wall applique for outdoor installation on a façade/wall, with up&down light. Body in anodized aluminum with phospho-chromatised and polyester powder coating, tempered safety glass, moulded silicone gasket and stainless steel screws. Constant current 350mA remote driver needed. With 2 x CREE "XP-G2" LED. IP66 rating.

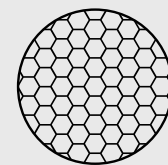


## Technical data

Wattage	2x1 WATT
IP Rating	IP66
IK Rating	IK08
Material	Hard anodized aluminum
Coating	polyester powder coating with phosphochromating pre-finish
Light Source	2 x CREE "XP-G2" LED
Screws	Stainless steel
Remote driver	Constant current 350mA
Glass	Tempered
Power cable	0.3 mt. power cable included
Gross weight	0,35 Kg

light source	light beam options	lumen output (lm)	lumin. efficacy (lm/w)
<b>2700°K warm-white</b>			
high-power led	8°	2x70	70.00
high-power led	32°	2x60	60.00
high-power led	45°	2x55	55.00
<b>3000°K warm-white</b>			
high-power led	8°	2x75	75.00
high-power led	32°	2x65	65.00
high-power led	45°	2x60	60.00
<b>4000°K neutral-white</b>			
high-power led	8°	2x80	80.00
high-power led	32°	2x70	70.00
high-power led	45°	2x65	65.00

### Finish color options:



AC0124  
HONEYCOMB  
LOUVER

### remote driver selection

brand	manufacturer code	type	watt	IP rate	numbers of fixtures
ALVIT Italy	AL1435S-IP	Constant current 350mA	14W	IP67	min 1 - max 4
Meanwell	LPC-20-350	Constant current 350mA	16.8W	IP67	min 2 - max 6

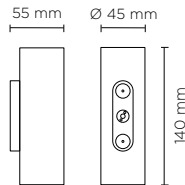




403107

# NANOWALL ROUND XS 01

Wall applique for outdoor installation on a façade/wall, with one side light only. Body in anodized aluminum with phosphochromatised and polyester powder coating, tempered safety glass, moulded silicone gasket and stainless steel screws. Constant current max 700mA remote driver needed. With 1 x CREE "XP-L" LED. IP66 rating.



## 350 mA - LED POWER 1.2W

light source	light beam options	lumen output (lm)	lumin. efficacy (lm/w)
<b>3000°K warm-white</b>			
high-power led	10°	138	115.00
high-power led	30°	132	110.00
high-power led	45°	125	104.00
<b>4000°K neutral-white</b>			
high-power led	10°	144	120.00
high-power led	30°	137	114.00
high-power led	45°	131	109.00

**2700°K CCT** available on request

### Finish color options:

- Textured Grey RAL 9006
- Anthracite Grey RAL 7016
- Matt Black (on request)

### Technical features









### Technical data







Wattage	MAX 2.5 WATT
IP Rating	IP66
IK Rating	IK08
Material	Hard anodized aluminum
Coating	Polyester powder coating with phosphochromating pre-finish
Light source	1 x CREE "XP-L" LED
Screws	Stainless steel
Remote driver	Constant current max 700mA
Gasket	Silicone rubber
Glass	Tempered
Power cable	0.3 mt. power cable included
Gross weight	0,60 Kg



**500 mA - LED POWER 1.7W**

light source	light beam options	lumen output (lm)	lumin. efficacy (lm/w)
<b>3000°K warm-white</b>			
high-power led	 10°	196	115.00
high-power led	 30°	187	110.00
high-power led	 45°	177	104.00
<b>4000°K neutral-white</b>			
high-power led	 10°	204	120.00
high-power led	 30°	194	114.00
high-power led	 45°	186	109.00
<b>2700°K CCT</b> available on request			

**700 mA - LED POWER 2.5W**

light source	light beam options	lumen output (lm)	lumin. efficacy (lm/w)
<b>3000°K warm-white</b>			
high-power led	 10°	288	115.00
high-power led	 30°	275	110.00
high-power led	 45°	260	104.00
<b>4000°K neutral-white</b>			
high-power led	 10°	300	120.00
high-power led	 30°	285	114.00
high-power led	 45°	273	109.00
<b>2700°K CCT</b> available on request			

**remote driver selection**

brand	manufacturer code	type	watt	IP rate	numbers of fixtures
ALVIT Italy	AL1435S-IP	Constant current 350mA	14W	IP67	min 1 - max 8
ALVIT Italy	AL1450S-IP	Constant current 500mA	14W	IP67	min 1 - max 6
ALVIT Italy	AL1470S-IP	Constant current 700mA	14W	IP67	min 1 - max 4

**OPTIONAL**

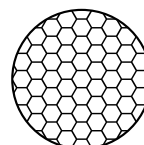
AC055  
STANDARD GLARE  
SHIELD XS



AC056  
SUPER COMFORT  
GLARE SHIELD XS



AC066  
HONEYCOMB LOUVER

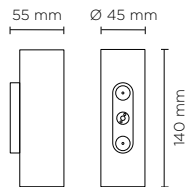




403108

## NANOWALL ROUND XS 02

Wall applique for outdoor installation on a façade/wall, with up&down light. Body in anodized aluminum with phospho-chromatised and polyester powder coating, tempered safety glass, moulded silicone gasket and stainless steel screws. Constant current max 700mA remote driver needed. With 2 x CREE "XP-L" LED. IP66 rating.



### 350 mA - LED POWER 2x1.2W

light source	light beam options	lumen output (lm)	lumin. efficacy (lm/w)
<b>3000°K warm-white</b>			
high-power led	10°	2x138	115.00
high-power led	30°	2x132	110.00
high-power led	45°	2x125	104.00
<b>4000°K neutral-white</b>			
high-power led	10°	2x144	120.00
high-power led	30°	2x137	114.00
high-power led	45°	2x131	109.00

**2700°K CCT** available on request

### Finish color options:

- Textured Grey RAL 9006
- Anthracite Grey RAL 7016
- Matt Black (on request)

### Technical features









### Technical data







Wattage	2x2.5 WATT
IP Rating	IP66
IK Rating	IK08
Material	Hard anodized aluminum
Coating	Polyester powder coating with phosphochromating pre-finish
Light source	2 x CREE "XP-L" LED
Screws	Stainless steel
Remote driver	Constant current max 700mA
Glass	Tempered
Power cable	0.3 mt. power cable included
Gross weight	0,6 Kg



**500 mA - LED POWER 2x1.7W**

light source	light beam options	lumen output (lm)	lumin. efficacy (lm/w)
<b>3000°K warm-white</b>			
high-power led	 10°	2x196	115.00
high-power led	 30°	2x187	110.00
high-power led	 45°	2x177	104.00
<b>4000°K neutral-white</b>			
high-power led	 10°	2x204	120.00
high-power led	 30°	2x194	114.00
high-power led	 45°	2x186	109.00
<b>2700°K CCT</b> available on request			

**700 mA - LED POWER 2x2.5W**

light source	light beam options	lumen output (lm)	lumin. efficacy (lm/w)
<b>3000°K warm-white</b>			
high-power led	 10°	2x288	115.00
high-power led	 30°	2x275	110.00
high-power led	 45°	2x260	104.00
<b>4000°K neutral-white</b>			
high-power led	 10°	2x300	120.00
high-power led	 30°	2x285	114.00
high-power led	 45°	2x273	109.00
<b>2700°K CCT</b> available on request			

**OPTIONAL**

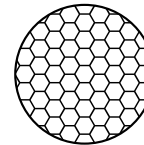
AC055  
STANDARD GLARE  
SHIELD XS



AC056  
SUPER COMFORT  
GLARE SHIELD XS



AC066  
HONEYCOMB LOUVER



**remote driver selection**

brand	manufacturer code	type	watt	IP rate	numbers of fixtures
ALVIT Italy	AL1435S-IP	Constant current 350mA	14W	IP67	min 1 - max 4
ALVIT Italy	AL1450S-IP	Constant current 500mA	14W	IP67	min 1 - max 3
ALVIT Italy	AL1470S-IP	Constant current 700mA	14W	IP67	min 1 - max 2





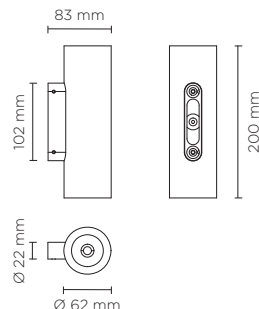




403101

## NANOWALL ROUND COB 01

Wall applique for outdoor installation on a façade/wall, with one side light only. Body in anodized aluminum with phosphochromatised and polyester powder coating, tempered safety glass, moulded silicone gasket and stainless steel screws. With 1 direct 220-240V LUMENS "EDC 38C" COB LED. IP66 rating.



light source	light beam options	lumen output (lm)	lumin. efficacy (lm/w)
<b>3000°K warm-white</b>			
cob led	20°	400	50.00
cob led	40°	390	48.75
<b>4000°K neutral-white</b>			
cob led	20°	410	51.25
cob led	40°	400	50.00

**2700°K CCT** available on request

### Finish color options:

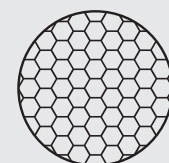


### Technical features



### Technical data

Wattage	8 WATT MAX
IP Rating	IP66
IK Rating	IK09
Material	Hard anodized aluminum
Coating	Polyester powder coating with phosphochromating pre-finish
Light Source	1 x LUMENS "EDC 38C" COB LED
Screws	Stainless steel
Transformer	Electrical power supply 220/240V 50/60Hz built-in
Gasket	Silicone rubber
Glass	Tempered
Power cable	1 mt. power cable included
Gross weight	1,30 Kg



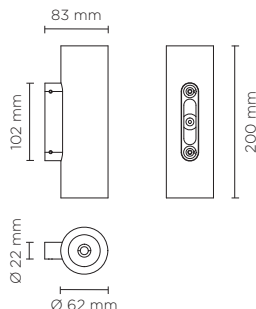
AC064  
HONEYCOMB  
LOUVER



403102

## NANOWALL ROUND COB 02

Wall applique for outdoor installation on a façade/wall, with up&down light. Body in anodized aluminum with phosphochromatised and polyester powder coating, tempered safety glass, moulded silicone gasket and stainless steel screws. With 2 x direct 220-240V LUMENS "EDC 38C" COB LED. IP66 rating.



light source	light beam options	lumen output (lm)	lumin. efficacy (lm/w)
<b>3000°K warm-white</b>			
cob led	20°	2x400	50.00
cob led	40°	2x390	48.75
<b>4000°K neutral-white</b>			
cob led	20°	2x410	51.25
cob led	40°	2x400	50.00

**2700°K CCT** available on request

### Finish color options:

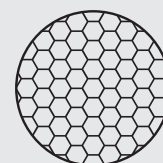


### Technical features



### Technical data

Wattage	2x8 WATT
IP Rating	IP66
IK Rating	IK09
Material	Hard anodized aluminum
Coating	Polyester powder coating with phosphochromating pre-finish
Light Source	2 x LUMENS "EDC 38C" COB LED
Screws	Stainless steel
Transformer	Electrical power supply 220/240V 50/60Hz built-in
Gasket	Silicone rubber
Glass	Tempered
Power cable	1 mt. power cable included
Gross weight	1,30 Kg



AC064  
HONEYCOMB  
LOUVER

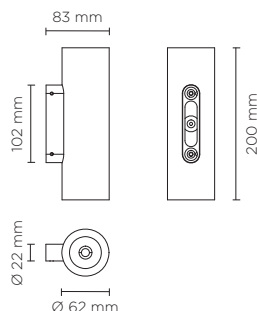




403103

## NANOWALL ROUND HP 01

Wall applique for outdoor installation on a façade/wall, with one side light only. Body in anodized aluminum with phosphochromatised and polyester powder coating, tempered safety glass, moulded silicone gasket and stainless steel screws. Constant current max 700mA remote driver needed. With 1 x CREE "XHP35" LED. IP66 rating.



### 350 mA - LED POWER 5W

light source	light beam options	lumen output (lm)	lumin. efficacy (lm/w)
<b>2700°K warm-white</b>			
high-power led	4°	500	100.00
high-power led	10°	479	95.80
high-power led	28°	464	92.80
<b>3000°K warm-white</b>			
high-power led	4°	510	102.00
high-power led	10°	489	97.80
high-power led	28°	474	94.80
<b>4000°K neutral-white</b>			
high-power led	4°	520	104.00
high-power led	10°	499	99.80
high-power led	28°	484	96.80

#### Finish color options:

Textured Grey  
RAL 9006

Anthracite Grey  
RAL 7016

Matt Black  
(on request)

#### Technical features

IP66

IK09

CE

5  
YEARS












#### Technical data










Wattage	10 WATT MAX
IP Rating	IP66
IK Rating	IK09
Material	Hard anodized aluminum
Coating	Polyester powder coating with phosphochromating pre-finish
Light Source	1 x CREE XHP35 LED
Screws	Stainless steel
Remote driver	Constant current max 700mA
Gasket	Silicone rubber
Glass	Tempered
Power cable	1 mt. power cable included
Gross weight	1,30 Kg



**500 mA - LED POWER 8W**

light source	light beam options	lumen output (lm)	lumin. efficacy (lm/w)
<b>2700°K warm-white</b>			
high-power led	 4°	670	83.75
high-power led	 10°	642	80.25
high-power led	 28°	622	77.75
<b>3000°K warm-white</b>			
high-power led	 4°	690	86.25
high-power led	 10°	662	82.75
high-power led	 28°	642	80.25
<b>4000°K neutral-white</b>			
high-power led	 4°	703	87.88
high-power led	 10°	676	84.50
high-power led	 28°	656	82.00

**700 mA - LED POWER 10W**

light source	light beam options	lumen output (lm)	lumin. efficacy (lm/w)
<b>2700°K warm-white</b>			
high-power led	 4°	897	89.70
high-power led	 10°	762	76.20
high-power led	 28°	836	83.60
<b>3000°K warm-white</b>			
high-power led	 4°	907	90.69
high-power led	 10°	872	87.20
high-power led	 28°	846	84.60
<b>4000°K neutral-white</b>			
high-power led	 4°	930	93.00
high-power led	 10°	890	89.00
high-power led	 28°	863	86.30

**AC114 STANDARD GLARE SHIELD**

Glare shield accessory made in hard anodized black aluminum, providing good balance in between glare control and light output.

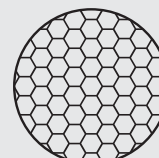


**AC115 SUPER COMFORT GLARE SHIELD**

Glare shield accessory made in hard anodized black aluminum, for applications requiring very reduced glaring; minimal light loss on the light surface but overall lumen output typically reduced by 50%.



**AC064 HONEYCOMB LOUVER**



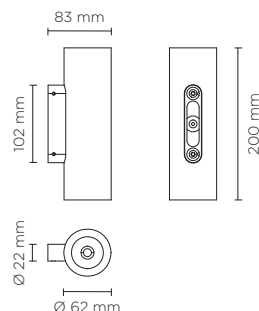
AC064  
HONEYCOMB  
LOUVER



403104

## NANOWALL ROUND HP 02

Wall applique for outdoor installation on a façade/wall, with up&down light. Body in anodized aluminum with phosphochromatised and polyester powder coating, tempered safety glass, moulded silicone gasket and stainless steel screws. Constant current max 700mA remote driver needed. With 2 x CREE "XHP35" LED. IP66 rating.



### 350 mA - LED POWER 2x5W

light source	light beam options	lumen output (lm)	lumin. efficacy (lm/w)
<b>2700°K warm-white</b>			
high-power led	4°	2x 500	100.00
high-power led	10°	2x 479	95.80
high-power led	28°	2x 464	92.80
<b>3000°K warm-white</b>			
high-power led	4°	2x 510	102.00
high-power led	10°	2x 489	97.80
high-power led	28°	2x 474	94.80
<b>4000°K neutral-white</b>			
high-power led	4°	2x 520	104.00
high-power led	10°	2x 499	99.80
high-power led	28°	2x 484	96.80

### Finish color options:

■ Textured Grey  
RAL 9006

■ Anthracite Grey  
RAL 7016

■ Matt Black  
(on request)

### Technical features



### Technical data

Wattage	Max 2x10 WATT
IP Rating	IP66
IK Rating	IK09
Material	Hard anodized aluminum
Coating	Polyester powder coating with phosphochromating pre-finish
Light Source	2 x CREE XHP35 LED
Screws	Stainless steel
Remote driver	Constant current max 700mA
Gasket	Silicone rubber
Glass	Tempered
Power cable	1 mt. power cable included
Gross weight	1,30 Kg

**500 mA - LED POWER 2x8W**

light source	light beam options	lumen output (lm)	lumin. efficacy (lm/w)
<b>2700°K warm-white</b>			
high-power led	4°	2x 670	83.75
high-power led	10°	2x 642	80.25
high-power led	28°	2x 622	77.75
<b>3000°K warm-white</b>			
high-power led	4°	2x 690	86.25
high-power led	10°	2x 662	82.75
high-power led	28°	2x 642	80.25
<b>4000°K neutral-white</b>			
high-power led	4°	2x 703	87.88
high-power led	10°	2x 676	84.50
high-power led	28°	2x 656	82.00

**700 mA - LED POWER 2x10W**

light source	light beam options	lumen output (lm)	lumin. efficacy (lm/w)
<b>2700°K warm-white</b>			
high-power led	4°	2x 897	89.70
high-power led	10°	2x 762	76.20
high-power led	28°	2x 836	83.60
<b>3000°K warm-white</b>			
high-power led	4°	2x 907	90.69
high-power led	10°	2x 872	87.20
high-power led	28°	2x 846	84.60
<b>4000°K neutral-white</b>			
high-power led	4°	2x 930	93.00
high-power led	10°	2x 890	89.00
high-power led	28°	2x 863	86.30

**AC114**

**STANDARD GLARE SHIELD**

Glare shield accessory made in hard anodized black aluminum, providing good balance in between glare control and light output.

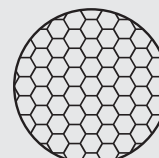
**AC115**

**SUPER COMFORT GLARE SHIELD**

Glare shield accessory made in hard anodized black aluminum, for applications requiring very reduced glaring; minimal light loss on the light surface but overall lumen output typically reduced by 50%.

**AC064**


**HYONECOMB LOUVER**



AC064  
HONEYCOMB  
LOUVER







403109

# NANOWALL SQUARE XXS 01

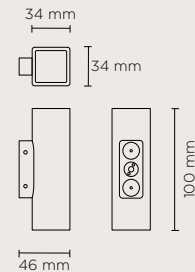
Wall applique for outdoor installation on a façade/wall, with one side light only. Body in anodized aluminum with phospho-chromatised and polyester powder coating, tempered safety glass, moulded silicone gasket and stainless steel screws. Constant current 350mA remote driver needed. With 1 x CREE "XP-G2" LED. IP66 rating.

light source	light beam options	lumen output (lm)	lumin. efficacy (lm/w)
<b>2700°K warm-white</b>			
high-power led	8°	70	70.00
high-power led	32°	60	60.00
high-power led	45°	55	55.00
<b>3000°K warm-white</b>			
high-power led	8°	75	75.00
high-power led	32°	65	65.00
high-power led	45°	60	60.00
<b>4000°K neutral-white</b>			
high-power led	8°	80	80.00
high-power led	32°	70	70.00
high-power led	45°	65	65.00

#### Finish color options:

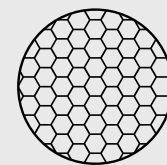
- Textured Grey  
RAL 9006
- Anthracite Grey  
RAL 7016
- Matt Black  
(on request)

#### Technical features



#### Technical data


Wattage	1 WATT
IP Rating	IP66
IK Rating	IK08
Material	Hard anodized aluminum
Coating	polyester powder coating with phosphochromating pre-finish
Light Source	1 x CREE "XP-G2" LED
Screws	Stainless steel
Remote driver	Constant current 350mA
Glass	Tempered
Power cable	0.3 mt. power cable included
Gross weight	0,40 Kg



AC0124  
HONEYCOMB  
LOUVER

#### remote driver selection

brand	manufacturer code	type	watt	IP rate	numbers of fixtures
ALVIT Italy	AL1435S-IP	Constant current 350mA	14W	IP67	min 1 - max 8
Meanwell	LPC-20-350	Constant current 350mA	16.8W	IP67	min 4 - max 12



## Technical features



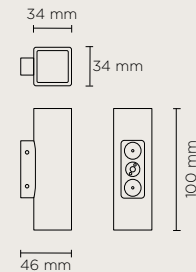
403110

# NANOWALL SQUARE XXS 02

Wall applique for outdoor installation on a façade/wall, with up&down light. Body in anodized aluminum with phospho-chromatised and polyester powder coating, tempered safety glass, moulded silicone gasket and stainless steel screws. Constant current 350mA remote driver needed. With 2 x CREE "XP-G2" LED. IP66 rating.

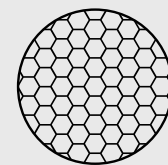
light source	light beam options	lumen output (lm)	lumin. efficacy (lm/w)
<b>2700°K warm-white</b>			
high-power led	8°	2x70	70.00
high-power led	32°	2x60	60.00
high-power led	45°	2x55	55.00
<b>3000°K warm-white</b>			
high-power led	8°	2x75	75.00
high-power led	32°	2x65	65.00
high-power led	45°	2x60	60.00
<b>4000°K neutral-white</b>			
high-power led	8°	2x80	80.00
high-power led	32°	2x70	70.00
high-power led	45°	2x65	65.00

### Finish color options:



### Technical data

Wattage	2x1 WATT
IP Rating	IP66
IK Rating	IK08
Material	Hard anodized aluminum
Coating	polyester powder coating with phosphochromating pre-finish
Light Source	2 x CREE "XP-G2" LED
Screws	Stainless steel
Remote driver	Constant current 350mA
Glass	Tempered
Power cable	0.3 mt. power cable included
Gross weight	0,40 Kg




AC0124  
HONEYCOMB  
LOUVER

### remote driver selection

brand	manufacturer code	type	watt	IP rate	numbers of fixtures
ALVIT Italy	AL1435S-IP	Constant current 350mA	14W	IP67	min 1 - max 4
Meanwell	LPC-20-350	Constant current 350mA	16.8W	IP67	min 2 - max 6

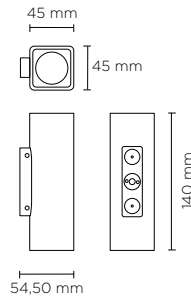




403111

# NANOWALL SQUARE XS 01

Wall applique for outdoor installation on a façade/wall, with one side light only. Body in anodized aluminum with phospho-chromatised and polyester powder coating, tempered safety glass, moulded silicone gasket and stainless steel screws. Constant current max 700mA remote driver needed. With 1 x CREE "XP-L" LED. IP66 rating.



350 mA - LED POWER 1.2W				
light source	light beam options	lumen output (lm)	lumin. efficacy (lm/w)	
<b>3000°K warm-white</b>				
high-power led		138	115.00	
high-power led		132	110.00	
high-power led		125	104.00	
<b>4000°K neutral-white</b>				
high-power led		144	120.00	
high-power led		137	114.00	
high-power led		131	109.00	
<b>2700°K CCT</b> available on request				

**Finish color options:**

- Textured Grey RAL 9006
- Anthracite Grey RAL 7016
- Matt Black (on request)

**Technical features**









**Technical data**







Wattage	MAX 2.5 WATT
IP Rating	IP66
IK Rating	IK08
Material	Hard anodized aluminum
Coating	Polyester powder coating with phosphochromating pre-finish
Light source	1 x CREE "XP-L" LED
Screws	Stainless steel
Remote driver	Constant current max 700mA
Glass	Tempered
Power cable	0.3 mt. power cable included
Gross weight	0,65 Kg



**500 mA - LED POWER 1.7W**

light source	light beam options	lumen output (lm)	lumin. efficacy (lm/w)
<b>3000°K warm-white</b>			
high-power led	 10°	196	115.00
high-power led	 30°	187	110.00
high-power led	 45°	177	104.00
<b>4000°K neutral-white</b>			
high-power led	 10°	204	120.00
high-power led	 30°	194	114.00
high-power led	 45°	186	109.00
<b>2700°K CCT</b> available on request			

**700 mA - LED POWER 2.5W**

light source	light beam options	lumen output (lm)	lumin. efficacy (lm/w)
<b>3000°K warm-white</b>			
high-power led	 10°	288	115.00
high-power led	 30°	275	110.00
high-power led	 45°	260	104.00
<b>4000°K neutral-white</b>			
high-power led	 10°	300	120.00
high-power led	 30°	285	114.00
high-power led	 45°	273	109.00
<b>2700°K CCT</b> available on request			

**remote driver selection**

brand	manufacturer code	type	watt	IP rate	numbers of fixtures
ALVIT Italy	AL1435S-IP	Constant current 350mA	14W	IP67	min 1 - max 8
ALVIT Italy	AL1450S-IP	Constant current 500mA	14W	IP67	min 1 - max 6
ALVIT Italy	AL1470S-IP	Constant current 700mA	14W	IP67	min 1 - max 4

**OPTIONAL**

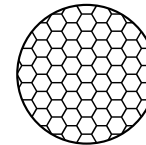
AC055  
STANDARD GLARE  
SHIELD XS




AC056  
SUPER COMFORT  
GLARE SHIELD XS



AC066  
HONEYCOMB LOUVER

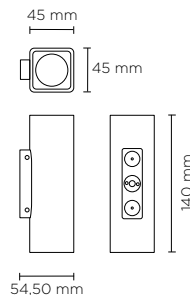




403112

# NANOWALL SQUARE XS 02

Wall applique for outdoor installation on a façade/wall, with up&down light. Body in anodized aluminum with phospho-chromatised and polyester powder coating, tempered safety glass, moulded silicone gasket and stainless steel screws. Constant current max 700mA remote driver needed. With 2 x CREE "XP-L" LED. IP66 rating.



## 350 mA - LED POWER 2x1.2W

light source	light beam options	lumen output (lm)	lumin. efficacy (lm/w)
<b>3000°K warm-white</b>			
high-power led	10°	2x138	115.00
high-power led	30°	2x132	110.00
high-power led	45°	2x125	104.00
<b>4000°K neutral-white</b>			
high-power led	10°	2x144	120.00
high-power led	30°	2x137	114.00
high-power led	45°	2x131	109.00

**2700°K CCT** available on request

### Finish color options:

- Textured Grey RAL 9006
- Anthracite Grey RAL 7016
- Matt Black (on request)

### Technical features









### Technical data







Wattage	2x2.5 WATT
IP Rating	IP66
IK Rating	IK08
Material	Hard anodized aluminum
Coating	Polyester powder coating with phosphochromating pre-finish
Light source	2 x CREE "XP-L" LED
Screws	Stainless steel
Remote driver	Constant current max 700mA
Glass	Tempered
Power cable	0.3 mt. power cable included
Gross weight	0,65 Kg



**500 mA - LED POWER 1.7W**

light source	light beam options	lumen output (lm)	lumin. efficacy (lm/w)
<b>3000°K warm-white</b>			
high-power led	 10°	2x196	115.00
high-power led	 30°	2x187	110.00
high-power led	 45°	2x177	104.00
<b>4000°K neutral-white</b>			
high-power led	 10°	2x204	120.00
high-power led	 30°	2x194	114.00
high-power led	 45°	2x186	109.00
<b>2700°K CCT</b> available on request			

**700 mA - LED POWER 2x2.5W**

light source	light beam options	lumen output (lm)	lumin. efficacy (lm/w)
<b>3000°K warm-white</b>			
high-power led	 10°	2x288	115.00
high-power led	 30°	2x275	110.00
high-power led	 45°	2x260	104.00
<b>4000°K neutral-white</b>			
high-power led	 10°	2x300	120.00
high-power led	 30°	2x285	114.00
high-power led	 45°	2x273	109.00
<b>2700°K CCT</b> available on request			

**remote driver selection**

brand	manufacturer code	type	watt	IP rate	numbers of fixtures
ALVIT Italy	AL1435S-IP	Constant current 350mA	14W	IP67	min 1 - max 4
ALVIT Italy	AL1450S-IP	Constant current 500mA	14W	IP67	min 1 - max 3
ALVIT Italy	AL1470S-IP	Constant current 700mA	14W	IP67	min 1 - max 2

**OPTIONAL**

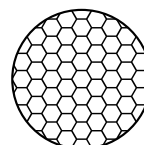
AC055  
STANDARD GLARE  
SHIELD XS




AC056  
SUPER COMFORT  
GLARE SHIELD XS



AC066  
HONEYCOMB LOUVER

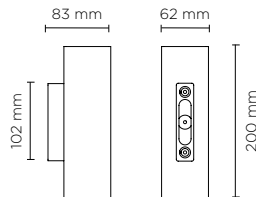




403113

# NANOWALL SQUARE COB 01

Wall applique for outdoor installation on a façade/wall, with one side light only. Body in anodized aluminum with phosphochromatised and polyester powder coating, tempered safety glass, moulded silicone gasket and stainless steel screws. With 1 direct 220-240V LUMENS "EDC 38C" COB LED. IP66 rating.



light source	light beam options	lumen output (lm)	lumin. efficacy (lm/w)
<b>3000°K warm-white</b>			
cob led	20°	400	50.00
cob led	40°	390	48.75
<b>4000°K neutral-white</b>			
cob led	20°	410	51.25
cob led	40°	400	50.00

**2700°K CCT** available on request

**Finish color options:**

 Textured Grey RAL 9006

 Anthracite Grey RAL 7016

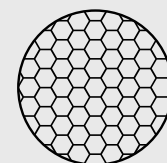
 Matt Black (on request)

**Technical features**



**Technical data**

Wattage	8 WATT
IP Rating	IP66
IK Rating	IK09
Material	Hard anodized aluminum
Coating	Polyester powder coating with phosphochromating pre-finish
Light Source	1 x LUMENS "EDC 38C" COB LED
Screws	Stainless steel
Transformer	Electrical power supply 220/240V 50/60Hz built-in
Gasket	Silicone rubber
Glass	Tempered
Power cable	1 mt. power cable included
Gross weight	1,60 Kg



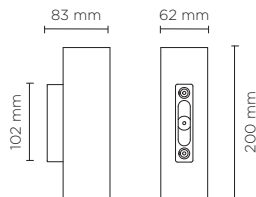
AC064  
HONEYCOMB  
LOUVER



403113

# NANOWALL SQUARE COB 01

Wall applique for outdoor installation on a façade/wall, with one side light only. Body in anodized aluminum with phosphochromatised and polyester powder coating, tempered safety glass, moulded silicone gasket and stainless steel screws. With 1 direct 220-240V LUMENS "EDC 38C" COB LED. IP66 rating.



## Technical features

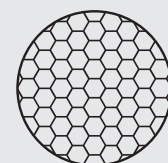


## Technical data

Wattage	8 WATT
IP Rating	IP66
IK Rating	IK09
Material	Hard anodized aluminum
Coating	Polyester powder coating with phosphochromating pre-finish
Light Source	1 x LUMENS "EDC 38C" COB LED
Screws	Stainless steel
Transformer	Electrical power supply 220/240V 50/60Hz built-in
Gasket	Silicone rubber
Glass	Tempered
Power cable	1 mt. power cable included
Gross weight	1,60 Kg

light source	light beam options	lumen output (lm)	lumin. efficacy (lm/w)
<b>3000°K warm-white</b>			
cob led	20°	400	50.00
cob led	40°	390	48.75
<b>4000°K neutral-white</b>			
cob led	20°	410	51.25
cob led	40°	400	50.00
<b>2700°K CCT available on request</b>			

### Finish color options:



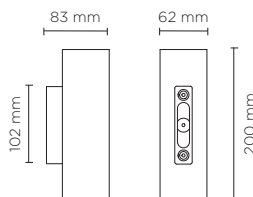
AC064  
HONEYCOMB  
LOUVER



403114

## NANOWALL SQUARE COB 02

Wall applique for outdoor installation on a façade/wall, with up&down light. Body in anodized aluminum with phosphochromatised and polyester powder coating, tempered safety glass, moulded silicone gasket and stainless steel screws. With 2 x direct 220-240V LUMENS "EDC 38C" COB LED. IP66 rating.



### Technical features



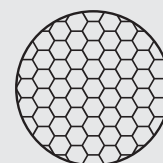
### Technical data

Wattage	2x8 WATT
IP Rating	IP66
IK Rating	IK09
Material	Hard anodized aluminum
Coating	Polyester powder coating with phosphochromating pre-finish
Light Source	2 x LUMENS "EDC 38C" COB LED
Screws	Stainless steel
Transformer	Electrical power supply 220/240V 50/60Hz built-in
Gasket	Silicone rubber
Glass	Tempered
Power cable	1 mt. power cable included
Gross weight	1,60 Kg

light source	light beam options	lumen output (lm)	lumin. efficacy (lm/w)
<b>3000°K warm-white</b>			
cob led	20°	2x400	50.00
cob led	40°	2x390	48.75
<b>4000°K neutral-white</b>			
cob led	20°	2x410	51.25
cob led	40°	2x400	50.00

**2700°K CCT** available on request

#### Finish color options:



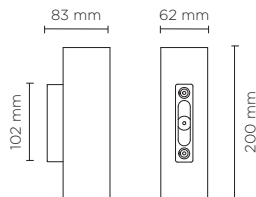
AC064  
HONEYCOMB  
LOUVER



403115

## NANOWALL SQUARE HP 01

Wall applique for outdoor installation on a façade/wall, with one side light only. Body in anodized aluminum with phosphochromatised and polyester powder coating, tempered safety glass, moulded silicone gasket and stainless steel screws. Constant current max 700mA remote driver needed. With 1 x CREE "XHP35" LED. IP66 rating.



### 350 mA - LED POWER 5W

light source	light beam options	lumen output (lm)	lumin. efficacy (lm/w)
<b>2700°K warm-white</b>			
high-power led	4°	500	100.00
high-power led	10°	479	95.80
high-power led	28°	464	92.80
<b>3000°K warm-white</b>			
high-power led	4°	510	102.00
high-power led	10°	489	97.80
high-power led	28°	474	94.80
<b>4000°K neutral-white</b>			
high-power led	4°	520	104.00
high-power led	10°	499	99.80
high-power led	28°	484	96.80

### Finish color options:

Textured Grey  
RAL 9006

Anthracite Grey  
RAL 7016

Matt Black  
(on request)

### Technical features

IP66

IK09

CE

5  
YEARS

III

NEW










### Technical data

Wattage	10 WATT MAX
IP Rating	IP66
IK Rating	IK09
Material	Hard anodized aluminum
Coating	Polyester powder coating with phosphochromating pre-finish
Light Source	1 x CREE XHP35 LED
Screws	Stainless steel
Remote driver	Constant current max 700mA
Gasket	Silicone rubber
Glass	Tempered
Power cable	1 mt. power cable included
Gross weight	1,60 Kg














**500 mA - LED POWER 8W**

light source	light beam options	lumen output (lm)	lumin. efficacy (lm/w)
<b>2700°K warm-white</b>			
high-power led	 4°	670	83.75
high-power led	 10°	642	80.25
high-power led	 28°	622	77.75
<b>3000°K warm-white</b>			
high-power led	 4°	690	86.25
high-power led	 10°	662	82.75
high-power led	 28°	642	80.25
<b>4000°K neutral-white</b>			
high-power led	 4°	703	87.88
high-power led	 10°	676	84.50
high-power led	 28°	656	82.00

**700 mA - LED POWER 10W**

light source	light beam options	lumen output (lm)	lumin. efficacy (lm/w)
<b>2700°K warm-white</b>			
high-power led	 4°	897	89.70
high-power led	 10°	762	76.20
high-power led	 28°	836	83.60
<b>3000°K warm-white</b>			
high-power led	 4°	907	90.69
high-power led	 10°	872	87.20
high-power led	 28°	846	84.60
<b>4000°K neutral-white</b>			
high-power led	 4°	930	93.00
high-power led	 10°	890	89.00
high-power led	 28°	863	86.30

**AC114 STANDARD GLARE SHIELD**

Glare shield accessory made in hard anodized black aluminum, providing good balance in between glare control and light output.

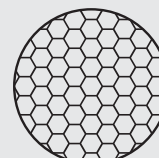


**AC115 SUPER COMFORT GLARE SHIELD**


Glare shield accessory made in hard anodized black aluminum, for applications requiring very reduced glaring; minimal light loss on the light surface but overall lumen output typically reduced by 50%.



**AC064 HONEYCOMB LOUVER**



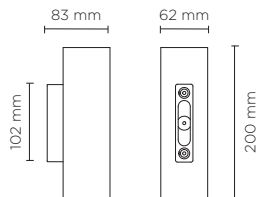
AC064 HONEYCOMB LOUVER



403116

## NANOWALL SQUARE HP 02

Wall applique for outdoor installation on a façade/wall, with up&down light. Body in anodized aluminum with phosphochromatised and polyester powder coating, tempered safety glass, moulded silicone gasket and stainless steel screws. Constant current max 700mA remote driver needed. With 2 x CREE "XHP35" LED. IP66 rating.



### 350 mA - LED POWER 2x5W

light source	light beam options	lumen output (lm)	lumin. efficacy (lm/w)
<b>2700°K warm-white</b>			
high-power led	4°	2x 500	100.00
high-power led	10°	2x 479	95.80
high-power led	28°	2x 464	92.80
<b>3000°K warm-white</b>			
high-power led	4°	2x 510	102.00
high-power led	10°	2x 489	97.80
high-power led	28°	2x 474	94.80
<b>4000°K neutral-white</b>			
high-power led	4°	2x 520	104.00
high-power led	10°	2x 499	99.80
high-power led	28°	2x 484	96.80

### Finish color options:

Textured Grey  
RAL 9006

Anthracite Grey  
RAL 7016

Matt Black  
(on request)

### Technical features



### Technical data

Wattage	Max 2x10 WATT
IP Rating	IP66
IK Rating	IK09
Material	Hard anodized aluminum
Coating	Polyester powder coating with phosphochromating pre-finish
Light Source	2 x CREE XHP35 LED
Screws	Stainless steel
Remote driver	Constant current max 700mA
Gasket	Silicone rubber
Glass	Tempered
Power cable	1 mt. power cable included
Gross weight	1,60 Kg



**500 mA - LED POWER 2x8W**

light source	light beam options	lumen output (lm)	lumin. efficacy (lm/w)
<b>2700°K warm-white</b>			
high-power led	4°	2x 670	83.75
high-power led	10°	2x 642	80.25
high-power led	28°	2x 622	77.75
<b>3000°K warm-white</b>			
high-power led	4°	2x 690	86.25
high-power led	10°	2x 662	82.75
high-power led	28°	2x 642	80.25
<b>4000°K neutral-white</b>			
high-power led	4°	2x 703	87.88
high-power led	10°	2x 676	84.50
high-power led	28°	2x 656	82.00

**700 mA - LED POWER 2x10W**

light source	light beam options	lumen output (lm)	lumin. efficacy (lm/w)
<b>2700°K warm-white</b>			
high-power led	4°	2x 897	89.70
high-power led	10°	2x 762	76.20
high-power led	28°	2x 836	83.60
<b>3000°K warm-white</b>			
high-power led	4°	2x 907	90.69
high-power led	10°	2x 872	87.20
high-power led	28°	2x 846	84.60
<b>4000°K neutral-white</b>			
high-power led	4°	2x 930	93.00
high-power led	10°	2x 890	89.00
high-power led	28°	2x 863	86.30

**AC114**

**STANDARD GLARE SHIELD**


Glare shield accessory made in hard anodized black aluminum, providing good balance in between glare control and light output.



**AC115**

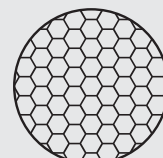
**SUPER COMFORT GLARE SHIELD**

Glare shield accessory made in hard anodized black aluminum, for applications requiring very reduced glaring; minimal light loss on the light surface but overall lumen output typically reduced by 50%.



**AC064**

**HYONECOMB LOUVER**



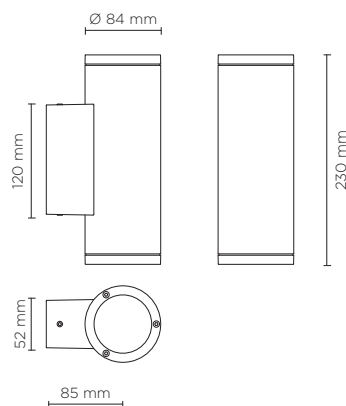
AC064  
HONEYCOMB  
LOUVER



401001L

## TECH MINI 02 ROUND GU10

Round up&down luminaire for outdoor installation on a façade/wall. Phosphochromatised and polyester powder coated die-cast copper-free aluminium body, tempered safety glass, moulded silicone gasket and stainless steel screws. GU10 LED / halogen. IP65 rating.



light source	light color	light beam options
GU10 LED / HALOGEN	SEE BULB FEATURES	SEE BULB FEATURES

### Finish color options:

 Textured Grey  
RAL 9006

 Anthracite Grey  
RAL 7016

 Matt Black  
(on request)

### Technical features



### Technical data

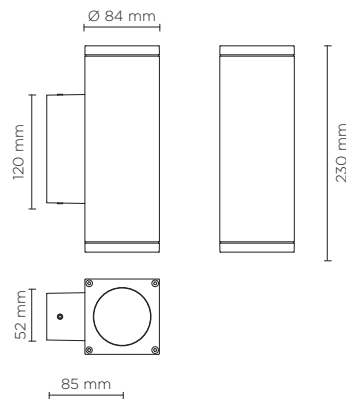
Wattage	50 WATT MAX
IP Rating	IP65
IK Rating	IK08
Material	High corrosion resistance die-cast copper-free aluminum body
Coating	Polyester powder coating with phosphochromating pre-finish
Screws	Stainless steel
Socket	Double GU10 base, MAX 50W
Gasket	Silicone rubber
Glass	Tempered
Gross weight	1,30 Kg



401002L

## TECH MINI 02 SQUARE GU10

Square up&down luminaire for outdoor installation on a façade/wall. Phosphochromatised and polyester powder coated die-cast copper-free aluminium body, tempered safety glass, moulded silicone gasket and stainless steel screws. GU10 LED / halogen. IP65 rating.



light source	light color	light beam options
GU10 LED / HALOGEN	SEE BULB FEATURES	SEE BULB FEATURES

### Finish color options:

 Textured Grey  
RAL 9006

 Anthracite Grey  
RAL 7016

 Matt Black  
(on request)

### Technical features



### Technical data

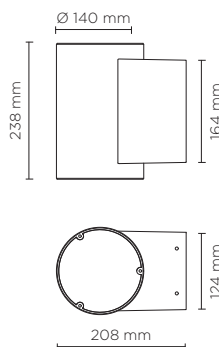
Wattage	50 WATT MAX
IP Rating	IP65
IK Rating	IK08
Material	High corrosion resistance die-cast copper-free aluminum body
Coating	Polyester powder coating with phosphochromating pre-finish
Screws	Stainless steel
Socket	Double GU10 base, MAX 50W
Gasket	Silicone rubber
Glass	Tempered
Gross weight	1,40 Kg



401012

## TECH MEDIUM 01 ROUND

Round wall mounted luminaire for outdoor installation on a façade/wall, with light distribution downward only. Phospho-chromatised and polyester powder coated die-cast copper-free aluminium body, tempered safety glass, moulded silicone gasket and stainless steel screws. Built-in LED driver 220-240V 50-60Hz, with 5 CREE XP-G3 LED. IP65 rating.



light source	light beam options	lumen output (lm)	lumin. efficacy (lm/w)
<b>3000°K warm-white</b>			
high-power led	10°	720	90.33
high-power led	30°	684	85.50
high-power led	45°	650	81.25
<b>4000°K neutral-white</b>			
high-power led	10°	750	93.75
high-power led	30°	713	89.13
high-power led	45°	677	84.63

**2700°K CCT** available on request

### Finish color options:

- Textured Grey RAL 9006
- Anthracite Grey RAL 7016
- Matt Black (on request)

### Technical features



### Technical data

Wattage	8 WATT
IP Rating	IP65
IK Rating	IK09
Material	High corrosion resistance die-cast copper-free aluminium body
Coating	Polyester powder coating with phosphochromating pre-finish
Light source	NR. 5 x 1.5W CREE "XP-G3" LED down.
Screws	Stainless steel
Transformer	Electronic power supply 220/240V 50/60Hz built-in
Gasket	Silicone rubber
Rubber grommet	M20 Rutaseal® in EPDM
Glass	Tempered
Gross weight	3,00 Kg

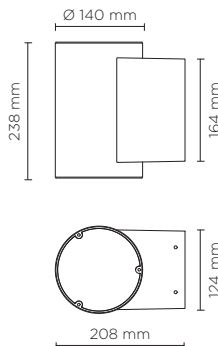




401017

## TECH MEDIUM 01 ROUND PRO

Round wall mounted luminaire for outdoor installation on a façade/wall, with light distribution downward only. Phospho-chromatised and polyester powder coated die-cast copper-free aluminium body, tempered safety glass, moulded silicone gasket and stainless steel screws. Built-in LED driver 220-240V 50-60Hz, with 5 CREE XP-L LED. IP65 rating.



light source*	light beam options	lumen output (lm)	lumin. efficacy (lm/w)
<b>3000°K warm-white</b>			
high-power led	10°	1.300	92.86
high-power led	30°	1.230	87.86
high-power led	45°	1.170	83.57

\* Other light colors available on request: Neutral-white

### Finish color options:

- Textured Grey  
RAL 9006
- Anthracite Grey  
RAL 7016
- Matt Black  
(on request)

### Technical features



### Technical data

Wattage	14 WATT
IP Rating	IP65
IK Rating	IK09
Material	High corrosion resistance die-cast copper-free aluminium body
Coating	Polyester powder coating with phosphochromating pre-finish
Light source	NR. 5 CREE "XP-L" LED down
Screws	Stainless steel
Transformer	Electronic power supply 220/240V 50/60Hz built-in
Gasket	Silicone rubber
Rubber grommet	M20 Rutaseal® in EPDM
Glass	Tempered
Gross weight	3,00 Kg





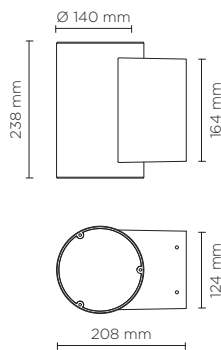




401004

## TECH MEDIUM 02 ROUND

Round up&down luminaire for outdoor installation on a façade/wall. Phosphochromatised and polyester powder coated die-cast copper-free aluminium body, tempered safety glass, moulded silicone gasket and stainless steel screws. Built-in LED driver 220-240V 50-60Hz, with 2 x 5 CREE XP-G3 LED. IP65 rating.



light source	light beam options	lumen output (lm)	lumin. efficacy (lm/w)
<b>3000°K warm-white</b>			
high-power led	10°	2 x 720	90.00
high-power led	30°	2 x 684	85.50
high-power led	45°	2 x 650	81.25
<b>4000°K neutral-white</b>			
high-power led	10°	2 x 750	93.75
high-power led	30°	2 x 713	89.13
high-power led	45°	2 x 677	84.63
<b>2700°K CCT available on request</b>			

### Finish color options:



### Technical features



### Available on request



### Technical data

Wattage	2 x 8 WATT
IP Rating	IP65
IK Rating	IK09
Material	High corrosion resistance die-cast copper-free aluminum body
Coating	Polyester powder coating with phosphochromating pre-finish
Light source	NR. 5 x 1.5W CREE "XP-G3" LED up and down.
Screws	Stainless steel
Transformer	Electronic power supply 220/240V 50/60Hz built-in
Cable gland	M20 rubber grommet Rutaseal® in EPDM
Gasket	Silicone rubber
Glass	Tempered
Gross weight	3,00 Kg

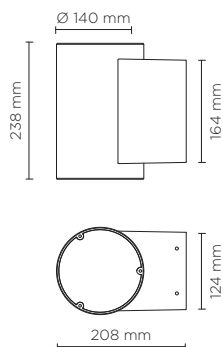




401016

## TECH MEDIUM 02 ROUND PRO

Round up&down luminaire for outdoor installation on a façade/wall. Phosphochromatised and polyester powder coated die-cast copper-free aluminium body, tempered safety glass, moulded silicone gasket and stainless steel screws. Built-in LED driver 220-240V 50-60Hz, with 2 x 5 CREE XP-L LED. IP65 rating.



light source*	light beam options	lumen output (lm)	lumin. efficacy (lm/w)
<b>3000°K warm-white</b>			
high-power led	10°	2 x 1.300	92.86
high-power led	30°	2 x 1.230	87.86
high-power led	45°	2 x 1.170	83.57

\* Other light colors available on request: Neutral-white

### Finish color options:

-  Textured Grey  
RAL 9006
-  Anthracite Grey  
RAL 7016
-  Matt Black  
(on request)

### Technical features



### Technical data

Wattage	2x14 WATT
IP Rating	IP65
IK Rating	IK09
Material	High corrosion resistance die-cast copper-free aluminium body
Coating	Polyester powder coating with phosphochromating pre-finish
Light source	NR. 5 CREE "XP-L" LED up and NR. 5 CREE "XP-L" LED down
Screws	Stainless steel
Transformer	Electronic power supply 220/240V 50/60Hz built-in
Gasket	Silicone rubber
Rubber grommet	M20 Rutaseal® in EPDM
Glass	Tempered
Gross weight	3,00 Kg

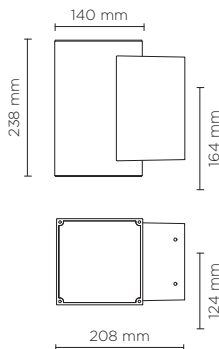




401014

# TECH MEDIUM 01 SQUARE

Square wall mounted luminaire for outdoor installation on a façade/wall, with light distribution downward only. Phospho-chromatised and polyester powder coated die-cast copper-free aluminium body, tempered safety glass, moulded silicone gasket and stainless steel screws. Built-in LED driver 220-240V 50-60Hz, with 5 CREE XP-G3 LED. IP65 rating.



light source	light beam options	lumen output (lm)	lumin. efficacy (lm/w)
<b>3000°K warm-white</b>			
high-power led	10°	720	90.00
high-power led	30°	684	85.50
high-power led	45°	650	81.25
<b>4000°K neutral-white</b>			
high-power led	10°	750	93.75
high-power led	30°	713	89.13
high-power led	45°	677	84.63

**2700°K CCT** available on request

#### Finish color options:

- Textured Grey RAL 9006
- Anthracite Grey RAL 7016
- Matt Black (on request)

#### Technical features



#### Technical data

Wattage	8 WATT
IP Rating	IP65
IK Rating	IK09
Material	High corrosion resistance die-cast copper-free aluminium body
Coating	Polyester powder coating with phosphochromating pre-finish
Light source	NR. 5 x 1.5W CREE "XP-G3" LED up and NR. 5 x 1.5W CREE "XP-G3" LED down.
Screws	Stainless steel
Transformer	Electronic power supply 220/240V 50/60Hz built-in
Gasket	Silicone rubber
Rubber grommet	M20 Rutaseal® in EPDM
Glass	Tempered
Gross weight	3,00 Kg

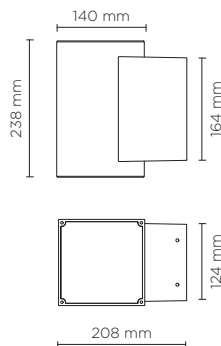




401019

## TECH MEDIUM 01 SQUARE PRO

Square wall mounted luminaire for outdoor installation on a façade/wall, with light distribution downward only. Phospho-chromatised and polyester powder coated die-cast copper-free aluminium body, tempered safety glass, moulded silicone gasket and stainless steel screws. Built-in LED driver 220-240V 50-60Hz, with 5 CREE XP-L LED. IP65 rating.



light source*	light beam options	lumen output (lm)	lumin. efficacy (lm/w)
<b>3000°K warm-white</b>			
high-power led	10°	1.300	92.86
high-power led	30°	1.230	87.86
high-power led	45°	1.170	83.57

\* Other light colors available on request: Neutral-white

### Finish color options:

- Textured Grey  
RAL 9006
- Anthracite Grey  
RAL 7016
- Matt Black  
(on request)

### Technical features



### Technical data

Wattage	14 WATT
IP Rating	IP65
IK Rating	IK09
Material	High corrosion resistance die-cast copper-free aluminum body
Coating	Polyester powder coating with phosphochromating pre-finish
Light source	NR. 5 CREE "XP-L" LED down.
Screws	Stainless steel
Transformer	Electronic power supply 220/240V 50/60Hz built-in
Gasket	Silicone rubber
Rubber grommet	M20 Rutaseal® in EPDM
Glass	Tempered
Gross weight	3,00 Kg

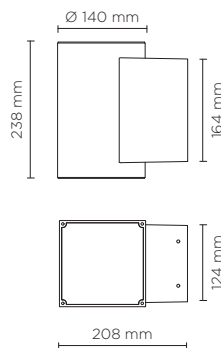




401006

## TECH MEDIUM 02 SQUARE

Square up&down luminaire for outdoor installation on a façade/wall. Phospho-chromatised and polyester powder coated die-cast copper-free aluminium body, tempered safety glass, moulded silicone gasket and stainless steel screws. Built-in LED driver 220-240V 50-60Hz, with 2 x 5 CREE XP-G3 LED. IP65 rating.



light source	light beam options	lumen output (lm)	lumin. efficacy (lm/w)
<b>3000°K warm-white</b>			
high-power led	10°	2 x 720	90.00
high-power led	30°	2 x 684	85.50
high-power led	45°	2 x 650	81.25
<b>4000°K neutral-white</b>			
high-power led	10°	2 x 750	93.75
high-power led	30°	2 x 713	89.13
high-power led	45°	2 x 677	84.63

**2700°K CCT** available on request

### Finish color options:



### Technical features



### Technical data

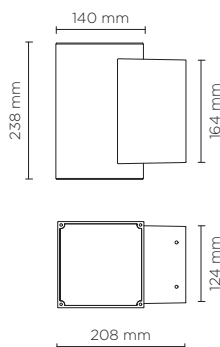
Wattage	2 x 8 WATT
IP Rating	IP65
IK Rating	IK09
Material	High corrosion resistance die-cast copper-free aluminum body
Coating	Polyester powder coating with phosphochromating pre-finish
Light source	NR. 5 x 1.5W CREE "XP-G3" LED up and down.
Screws	Stainless steel
Transformer	Electronic power supply 220/240V 50/60Hz built-in
Gasket	Silicone rubber
Rubber grommet	M20 Rutaseal® in EPDM
Glass	Tempered
Gross weight	3,00 Kg



401018

## TECH MEDIUM 02 SQUARE PRO

Square up&down luminaire for outdoor installation on a façade/wall. Phospho-chromatised and polyester powder coated die-cast copper-free aluminium body, tempered safety glass, moulded silicone gasket and stainless steel screws. Built-in LED driver 220-240V 50-60Hz, with 2 x 5 CREE XP-L LED. IP65 rating.



light source*	light beam options	lumen output (lm)	lumin. efficacy (lm/w)
<b>3000°K warm-white</b>			
high-power led	10°	2 x 1.300	92.86
high-power led	30°	2 x 1.230	87.86
high-power led	45°	2 x 1.170	83.57

\* Other light colors available on request: Neutral-white

### Finish color options:



### Technical features



### Technical data

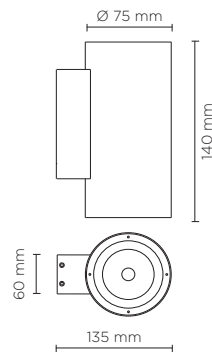
Wattage	2 X 14 WATT
IP Rating	IP65
IK Rating	IK09
Material	High corrosion resistance die-cast copper-free aluminum body
Coating	Polyester powder coating with phosphochromating pre-finish
Light source	NR. 5 CREE "XP-L" LED up and NR. 5 CREE "XP-L" LED down
Screws	Stainless steel
Transformer	Electronic power supply 220/240V 50/60Hz built-in
Gasket	Silicone rubber
Rubber grommet	M20 Rutaseal® in EPDM
Glass	Tempered
Gross weight	3,00 Kg




401901

## TECH MINI STEEL ROUND 01

Round wall mounted luminaire for outdoor installation on a façade/wall, with light distribution downward only. Luminaire completely made in mirrored stainless steel AISI 316L, tempered safety glass, moulded silicone gasket and stainless steel screws. Built-in LED driver 220-240V 50-60Hz, with nr. 1 CREE COB LED. IP65 rating.



light source	light beam options	lumen output (lm)	lumin. efficacy (lm/w)
<b>3000°K warm-white</b>			
cob led	 30°	480	96.00

### Finish color options:

 Mirrored Stainless Steel

### Technical features



### Technical data

Wattage	5 WATT
IP Rating	IP65
IK Rating	IK08
Material	Mirrored stainless steel AISI 316L
Light source	NR. 1 x 5W CREE COB LED
Screws	Stainless steel
Transformer	Electronic power supply 220/240V 50/60Hz built-in
Gasket	Silicone rubber
Glass	Tempered
Gross weight	1,90 Kg

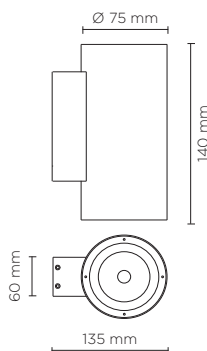





401902

## TECH MINI STEEL ROUND 02

Round up&down luminaire for outdoor installation on a façade/wall. Luminaire completely made in mirrored stainless steel AISI 316L, tempered safety glass, moulded silicone gasket and stainless steel screws. Built-in LED driver 220-240V 50-60Hz, with 2 x CREE COB LED. IP65 rating.



light source	light beam options	lumen output (lm)	lumin. efficacy (lm/w)
<b>3000°K warm-white</b>			
cob led	 2 x 30°	2 x 480	96.00

### Finish color options:

 Mirrored Stainless Steel

### Technical features



### Technical data

Wattage	2 x 5 WATT
IP Rating	IP65
IK Rating	IK08
Material	Mirrored stainless steel AISI 316L
Light source	NR. 2 x 5W CREE COB LED
Screws	Stainless steel
Transformer	Electronic power supply 220/240V 50/60Hz built-in
Gasket	Silicone rubber
Glass	Tempered
Gross weight	2,00 Kg





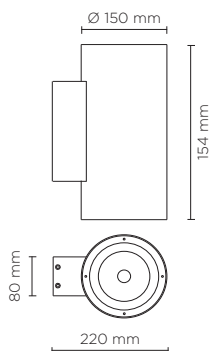




401903

## TECH MEDIUM STEEL ROUND 01

Round wall mounted luminaire for outdoor installation on a façade/wall, with light distribution downward only. Luminaire completely made in mirrored stainless steel AISI 316L, tempered safety glass, moulded silicone gasket and stainless steel screws. Built-in LED driver 220-240V 50-60Hz, with nr. 1 CREE COB LED. IP65 rating.



light source	light beam options	lumen output (lm)	lumin. efficacy (lm/w)
<b>3000°K warm-white</b>			
cob led	30°	960	80.00

### Finish color options:

 Mirrored Stainless Steel

### Technical features



### Technical data

Wattage	12 WATT
IP Rating	IP65
IK Rating	IK08
Material	Mirrored stainless steel AISI 316L
Light source	NR. 1 x 12W CREE COB LED
Screws	Stainless steel
Transformer	Electronic power supply 220/240V 50/60Hz built-in
Gasket	Silicone rubber
Glass	Tempered
Gross weight	4,90 Kg

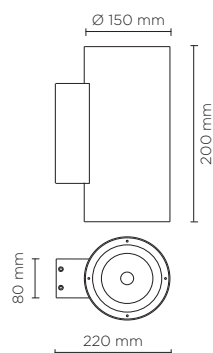





401904

## TECH MEDIUM STEEL ROUND 02

Round up&down luminaire for outdoor installation on a façade/wall. Luminaire completely made in mirrored stainless steel AISI 316L, tempered safety glass, moulded silicone gasket and stainless steel screws. Built-in LED driver 220-240V 50-60Hz, with 2 x CREE COB LED. IP65 rating.



light source	light beam options	lumen output (lm)	lumin. efficacy (lm/w)
<b>3000°K warm-white</b>			
cob led	 2 x 30°	2 x 960	80.00

### Finish color options:

 Mirrored Stainless Steel


### Technical features



### Technical data

Wattage	2 x 12 WATT
IP Rating	IP65
IK Rating	IK08
Material	Mirrored stainless steel AISI 316L
Light source	NR. 2 x 12W CREE COB LED
Screws	Stainless steel
Transformer	Electronic power supply 220/240V 50/60Hz built-in
Gasket	Silicone rubber
Glass	Tempered
Gross weight	5,00 Kg





403201

## WALLBOX MINI HP 01

Wall applique for outdoor wall installation, with one side light distribution. Luminaire body is made of extruded copper-free aluminum, secured with die-cast aluminum base, tempered safety glass and stainless steel screws. Built-in LED driver 220-240V 50-60Hz, with nr. 5 CREE XP-G3 LED. IP66 rating.

light source	light beam options	lumen output (lm)	lumin. efficacy (lm/w)
<b>2700°K warm-white</b>			
high-power led	11°	550	78.57
high-power led	30°	525	75.00
high-power led	60°	500	71.43
high-power led	45°x10°	520	74.28
<b>3000°K warm-white</b>			
high-power led	11°	560	80.00
high-power led	30°	535	76.43
high-power led	60°	510	72.86
high-power led	45°x10°	530	75.72
<b>4000°K neutral-white</b>			
high-power led	11°	570	81.43
high-power led	30°	545	77.86
high-power led	60°	520	74.28
high-power led	45°x10°	540	77.14

### Finish color options:

Textured Grey  
RAL 9006

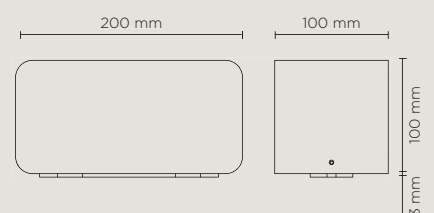
Anthracite Grey  
RAL 7016

Matt Black  
(on request)

### Technical features




### Available on request



### Technical data

Wattage	7 WATT
IP Rating	IP66
IK Rating	IK08
Material	High corrosion resistance extruded copper-free aluminium
Coating	Polyester powder coating with phosphochromating pre-finish
Light source	5 x CREE XP-G3 LED
Screws	Stainless steel
Transformer	Electrical power supply 220/240V 50/60Hz built-in
Glass	Tempered
Power cable	0,5 mt. power cable included
Gross weight	1,70 Kg





403202

## WALLBOX MINI SYMMETRIC 01

Wall applique for outdoor wall installation, with one side light distribution. Luminaire body is made of extruded copper-free aluminum, secured with die-cast aluminum base, tempered safety glass and stainless steel screws. Symmetrical wide light distribution. Built-in LED driver 220-240V 50-60Hz, with 20 x mid-power SAMSUNG 2835 LED. IP66 rating.

light source	light beam options	lumen output (lm)	lumin. efficacy (lm/w)
<b>2700°K warm-white</b>			
mid-power led	SYMMETRIC WIDE 110°	560	70.00
<b>3000°K warm-white</b>			
mid-power led	SYMMETRIC WIDE 110°	570	71.25
<b>4000°K neutral-white</b>			
mid-power led	SYMMETRIC WIDE 110°	590	73.75

### Finish color options:

Textured Grey RAL 9006

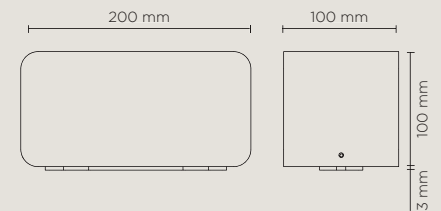
Anthracite Grey RAL 7016

Matt Black (on request)

### Technical features



### Available on request



### Technical data

Wattage	8 WATT
IP Rating	IP66
IK Rating	IK08
Material	High corrosion resistance extruded copper-free aluminium
Coating	Polyester powder coating with phosphochromating pre-finish
Light source	20 x mid-power SAMSUNG 2835 LED
Screws	Stainless steel
Transformer	Electrical power supply 220/240V 50/60Hz built-in
Glass	Tempered
Power cable	0,5 mt. power cable included
Gross weight	1,70 Kg





403203

## WALLBOX MINI ASYMMETRIC 01

Wall applique for outdoor wall installation, with one side light distribution. Luminaire body is made of extruded copper-free aluminum, secured with die-cast aluminum base, tempered safety glass and stainless steel screws. Asymmetrical wide light distribution. Built-in LED driver 220-240V 50-60Hz, with 20 x mid-power SAMSUNG 2835 LED. IP66 rating.

light source	light beam options	lumen output (lm)	lumin. efficacy (lm/w)
<b>2700°K warm-white</b>			
mid-power led	ASYMMETRIC FORWARD 110°x70°	560	70.00
mid-power led	ASYMMETRIC BACKWARD 110°x70°	560	70.00
<b>3000°K warm-white</b>			
mid-power led	ASYMMETRIC FORWARD 110°x70°	570	71.25
mid-power led	ASYMMETRIC BACKWARD 110°x70°	570	71.25
<b>4000°K neutral-white</b>			
mid-power led	ASYMMETRIC FORWARD 110°x70°	590	73.75
mid-power led	ASYMMETRIC BACKWARD 110°x70°	590	71.25

### Finish color options:

Textured Grey RAL 9006

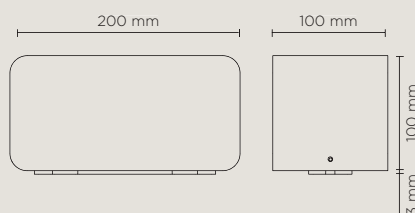
Anthracite Grey RAL 7016

Matt Black (on request)

### Technical features




### Available on request



### Technical data

Wattage	8 WATT
IP Rating	IP66
IK Rating	IK08
Material	High corrosion resistance extruded copper-free aluminium
Coating	Polyester powder coating with phosphochromating pre-finish
Light source	20 x mid-power SAMSUNG 2835 LED
Screws	Stainless steel
Transformer	Electrical power supply 220/240V 50/60Hz built-in
Glass	Tempered
Power cable	0,5 mt. power cable included
Gross weight	1,70 Kg





403204

# WALLBOX MINI DIFFUSED 01

Wall applique for outdoor wall installation, with one side light distribution. Luminaire body is made of extruded copper-free aluminum, secured with die-cast aluminum base, tempered safety glass and stainless steel screws. Diffused light distribution. Built-in LED driver 220-240V 50-60Hz, with 20 x mid-power SAMSUNG 2835 LED. IP66 rating.

light source	light beam options	lumen output (lm)	lumin. efficacy (lm/w)
<b>2700°K warm-white</b>			
mid-power led	DIFFUSED	200	25.00
<b>3000°K warm-white</b>			
mid-power led	DIFFUSED	210	26.25
<b>4000°K neutral-white</b>			
mid-power led	DIFFUSED	220	27.50

**Finish color options:**

- Textured Grey  
RAL 9006
- Anthracite Grey  
RAL 7016
- Matt Black  
(on request)

**Technical features**

IP66

IK08

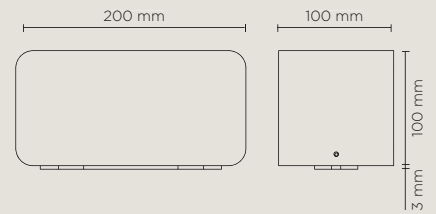
CE

5 YEARS

NEW

**Available on request**


DALI



**Technical data**

Wattage	8 WATT
IP Rating	IP66
IK Rating	IK08
Material	High corrosion resistance extruded copper-free aluminium
Coating	Polyester powder coating wit phosphocromating pre-finish
Light source	20 x mid-power SAMSUNG 2835 LED
Screws	Stainless steel
Transformer	Electrical power supply 220/240V 50/60Hz built-in
Glass	Tempered
Power cable	0,5 mt. power cable included
Gross weight	1,70 Kg





403205

## WALLBOX MINI HP 02

Wall applique for outdoor wall installation, with up&down light distribution. Luminaire body is made of extruded copper-free aluminum, secured with die-cast aluminum base, tempered safety glass and stainless steel screws. Built-in LED driver 220-240V 50-60Hz, with nr. 10 CREE XP-G3 LED. IP66 rating.

light source	light beam options	lumen output (lm)	lumin. efficacy (lm/w)
<b>2700°K warm-white</b>			
high-power led	11°	2x550	78.57
high-power led	30°	2x525	75.00
high-power led	60°	2x500	71.43
high-power led	45°x10°	2x520	74.28
<b>3000°K warm-white</b>			
high-power led	11°	2x560	80.00
high-power led	30°	2x535	76.43
high-power led	60°	2x510	72.86
high-power led	45°x10°	2x530	75.72
<b>4000°K neutral-white</b>			
high-power led	11°	2x570	81.43
high-power led	30°	2x545	77.86
high-power led	60°	2x520	74.28
high-power led	45°x10°	2x540	77.14

Combination of different optics are possible, on request

Finish color options:

Textured Grey  
RAL 9006

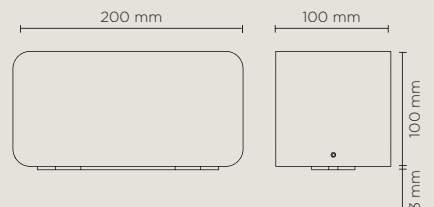
Anthracite Grey  
RAL 7016

Matt Black  
(on request)

### Technical features



Available on request



### Technical data


Wattage	14 WATT
IP Rating	IP66
IK Rating	IK08
Material	High corrosion resistance extruded copper-free aluminium
Coating	Polyester powder coating with phosphochromating pre-finish
Light source	10 x CREE XP-G3 LED
Screws	Stainless steel
Transformer	Electrical power supply 220/240V 50/60Hz built-in
Glass	Tempered
Power cable	0,5 mt. power cable included
Gross weight	1,70 Kg














403206

## WALLBOX MINI SYMMETRIC 02

Wall applique for outdoor wall installation, with up&down light distribution. Luminaire body is made of extruded copper-free aluminum, secured with die-cast aluminum base, tempered safety glass and stainless steel screws. Symmetrical wide light distribution. Built-in LED driver 220-240V 50-60Hz, with 40 x mid-power SAMSUNG 2835 LED. IP66 rating.

light source	light beam options	lumen output (lm)	lumin. efficacy (lm/w)
<b>2700°K warm-white</b>			
mid-power led	 SYMMETRIC WIDE 110°	2x560	70.00
<b>3000°K warm-white</b>			
mid-power led	 SYMMETRIC WIDE 110°	2x570	71.25
<b>4000°K neutral-white</b>			
mid-power led	 SYMMETRIC WIDE 110°	2x590	73.75

Combination of symmetric and asymmetric light distributions are possible, on request

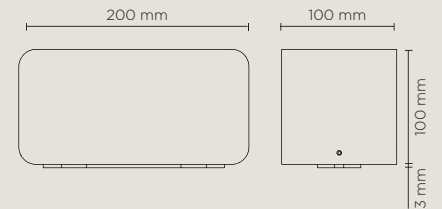
### Finish color options:

- Textured Grey RAL 9006
- Anthracite Grey RAL 7016
- Matt Black (on request)

### Technical features




### Available on request



### Technical data

Wattage	16 WATT
IP Rating	IP66
IK Rating	IK08
Material	High corrosion resistance extruded copper-free aluminium
Coating	Polyester powder coating with phosphochromating pre-finish
Light source	40 x mid-power SAMSUNG 2835 LED
Screws	Stainless steel
Transformer	Electrical power supply 220/240V 50/60Hz built-in
Glass	Tempered
Power cable	0,5 mt. power cable included
Gross weight	1,70 Kg





403207

## WALLBOX MINI ASYMMETRIC 02

Wall applique for outdoor wall installation, with up&down light distribution. Luminaire body is made of extruded copper-free aluminum, secured with die-cast aluminum base, tempered safety glass and stainless steel screws. Asymmetrical wide light distribution. Built-in LED driver 220-240V 50-60Hz, with 40 x mid-power SAMSUNG 2835 LED. IP66 rating.

light source	light beam options	lumen output (lm)	lumin. efficacy (lm/w)
<b>2700°K warm-white</b>			
mid-power led	ASYMMETRIC FORWARD 110°x70°	2x560	70.00
mid-power led	ASYMMETRIC BACKWARD 110°x70°	2x560	70.00
<b>3000°K warm-white</b>			
mid-power led	ASYMMETRIC FORWARD 110°x70°	2x570	71.25
mid-power led	ASYMMETRIC BACKWARD 110°x70°	2x570	71.25
<b>4000°K neutral-white</b>			
mid-power led	ASYMMETRIC FORWARD 110°x70°	2x590	73.75
mid-power led	ASYMMETRIC BACKWARD 110°x70°	2x590	71.25

**Combinations of asymmetric forward and asymmetric backward light distributions or asymmetric and symmetric light distributions are possible, on request.**

### Finish color options:

Textured Grey  
RAL 9006

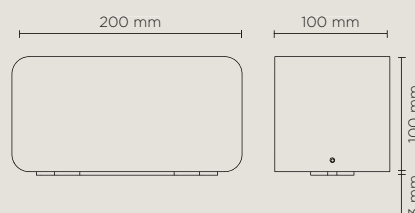
Anthracite Grey  
RAL 7016

Matt Black  
(on request)

### Technical features




### Available on request



### Technical data

Wattage	16 WATT
IP Rating	IP66
IK Rating	IK08
Material	High corrosion resistance extruded copper-free aluminium
Coating	Polyester powder coating with phosphochromating pre-finish
Light source	40 x mid-power SAMSUNG 2835 LED
Screws	Stainless steel
Transformer	Electrical power supply 220/240V 50/60Hz built-in
Glass	Tempered
Power cable	0,5 mt. power cable included
Gross weight	1,70 Kg





403208

## WALLBOX MINI DIFFUSED 02

Wall applique for outdoor wall installation, with up&down light distribution. Luminaire body is made of extruded copper-free aluminum, secured with die-cast aluminum base, tempered safety glass and stainless steel screws. Diffused light distribution. Built-in LED driver 220-240V 50-60Hz, with 40 x mid-power SAMSUNG 2835 LED. IP66 rating.

light source	light beam options	lumen output (lm)	lumin. efficacy (lm/w)
<b>2700°K warm-white</b>			
mid-power led	DIFFUSED	2x200	25.00
<b>3000°K warm-white</b>			
mid-power led	DIFFUSED	2x210	26.25
<b>4000°K neutral-white</b>			
mid-power led	DIFFUSED	2x220	27.50

### Finish color options:

Textured Grey  
RAL 9006

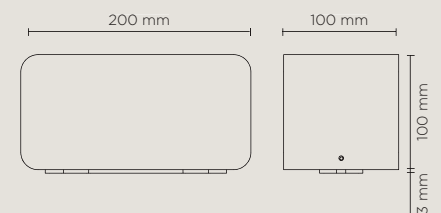
Anthracite Grey  
RAL 7016

Matt Black  
(on request)

### Technical features



### Available on request



### Technical data

Wattage	16 WATT
IP Rating	IP66
IK Rating	IK08
Material	High corrosion resistance extruded copper-free aluminium
Coating	Polyester powder coating with phosphochromating pre-finish
Light source	40 x mid-power SAMSUNG 2835 LED
Screws	Stainless steel
Transformer	Electrical power supply 220/240V 50/60Hz built-in
Glass	Tempered
Power cable	0,5 mt. power cable included
Gross weight	1,70 Kg

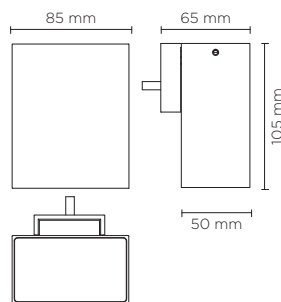








402501

## TAG MINI 01

Wall applique, to be mounted on an outdoor façade/wall, with one side light distribution. Luminaire body is made of extruded copper-free aluminum, secured with die-cast aluminum base, tempered safety glass, moulded silicone gasket and stainless steel screws. Built-in LED driver 220-240V 50-60Hz, with nr. 2 CREE XP-G2 LED. IP65 rating.



light source	light beam options	lumen output (lm)	lumin. efficacy (lm/w)
<b>3000°K warm-white</b>			
high-power led	 15°	280	62.22
high-power led	 55°	270	60.00
<b>4000°K neutral-white</b>			
high-power led	 15°	308	68.44
high-power led	 55°	292	64.88

### Finish color options:

 Textured Grey RAL 9006

 Anthracite Grey RAL 7016

 Matt Black (on request)

### Technical features

IP65

IK08

CE

5 YEARS



### Technical data

Wattage	4.5 WATT
IP Rating	IP65
IK Rating	IK08
Material	High corrosion resistance extruded copper-free aluminum body
Coating	Polyester powder coating with phosphochromating pre-finish
Light source	NR. 2 CREE XP-G2 LED
Screws	Stainless steel
Transformer	Electronic power supply 220/240V 50/60Hz built-in
Gasket	Silicone rubber
Power cable	0,10 mt. neoprene power cable included
Glass	Tempered
Gross weight	1,00 Kg

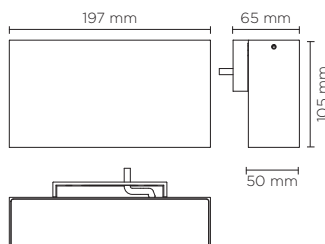




402502

## TAG MEDIUM 01

Wall applique, to be mounted on an outdoor façade/wall, with one side light distribution. Luminaire body is made of extruded copper-free aluminum, secured with die-cast aluminum base, tempered safety glass, moulded silicone gasket and stainless steel screws. Built-in LED driver 220-240V 50-60Hz, with nr. 6 CREE XP-G2 LED. IP65 rating.



light source	light beam options	lumen output (lm)	lumin. efficacy (lm/w)
<b>3000°K warm-white</b>			
high-power led	15°	840	105.00
high-power led	55°	810	101.25
<b>4000°K neutral-white</b>			
high-power led	15°	924	115.50
high-power led	55°	876	109.50

### Finish color options:

Textured Grey  
RAL 9006

Anthracite Grey  
RAL 7016

Matt Black  
(on request)

### Technical features

IP65

IK08

CE

5 YEARS

### Available on request

DALI

### Technical data

Wattage	8 WATT
IP Rating	IP65
IK Rating	IK08
Material	High corrosion resistance extruded copper-free aluminum body
Coating	Polyester powder coating with phosphochromating pre-finish
Light source	NR. 6 CREE XP-G2 LED
Screws	Stainless steel
Transformer	Electronic power supply 220/240V 50/60Hz built-in
Gasket	Silicone rubber
Cable gland	M16 rubber grommet
Power cable	0,10 mt. neoprene power cable included
Glass	Tempered
Gross weight	1,50 Kg

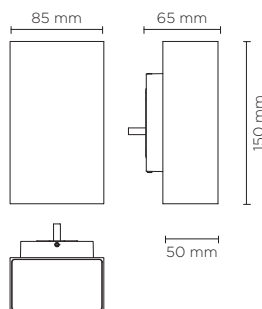




402503

## TAG MINI O2

Wall applique, to be mounted on an outdoor façade/wall, with two sides light distribution (up & down). Luminaire body is made of extruded copper-free aluminum, secured with die-cast aluminum base and aluminum fixing bracket, tempered safety glass, moulded silicone gasket and stainless steel screws. Built-in LED driver 220-240V 50-60Hz, with nr. 2 x 2 CREE XP-G2 LED. IP65 rating.



light source	light beam options	lumen output (lm)	lumin. efficacy (lm/w)
<b>3000°K warm-white</b>			
high-power led	15°	2 x 280	80.00
high-power led	55°	2 x 270	77.14
<b>4000°K neutral-white</b>			
high-power led	15°	2 x 308	88.00
high-power led	55°	2 x 292	83.42

### Finish color options:

■ Textured Grey  
RAL 9006

■ Anthracite Grey  
RAL 7016

■ Matt Black  
(on request)

### Technical features

IP65

IK08

CE

5  
YEARS

⊕

### Technical data

Wattage	7 WATT
IP Rating	IP65
IK Rating	IK08
Material	High corrosion resistance extruded copper-free aluminum body
Coating	Polyester powder coating with phosphochromating pre-finish
Light source	NR. 2 x 2 CREE XP-G2 LED
Screws	Stainless steel
Transformer	Electronic power supply 220/240V 50/60Hz built-in
Gasket	Silicone rubber
Cable gland	M16 rubber grommet
Glass	Tempered
Gross weight	1,20 Kg



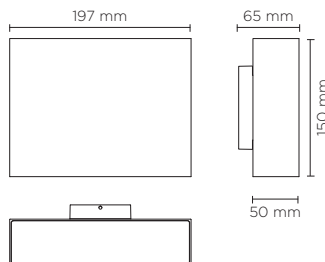




402504

## TAG MEDIUM 02

Wall applique, to be mounted on an outdoor façade/wall, with two sides light distribution (up & down). Luminaire body is made of extruded copper-free aluminum, secured with die-cast aluminum base and aluminum fixing bracket, tempered safety glass, moulded silicone gasket and stainless steel screws. Built-in LED driver 220-240V 50-60Hz, with nr. 2 x 6 CREE XP-G2 LED. IP65 rating.



light source	light beam options	lumen output (lm)	lumin. efficacy (lm/w)
<b>3000°K warm-white</b>			
high-power led	15°	2 x 840	112.00
high-power led	55°	2 x 810	108.00
<b>4000°K neutral-white</b>			
high-power led	15°	2 x 924	123.20
high-power led	55°	2 x 876	116.80

### Finish color options:



### Technical features



### Available on request



### Technical data

Wattage	15 WATT
IP Rating	IP65
IK Rating	IK08
Material	High corrosion resistance extruded copper-free aluminum body
Coating	Polyester powder coating with phosphocromating pre-finish
Light source	NR. 2 x 6 CREE XP-G2 LED
Screws	Stainless steel
Transformer	Electronic power supply 220/240V 50/60Hz built-in
Gasket	Silicone rubber
Cable gland	M16 rubber grommet
Glass	Tempered
Gross weight	2,00 Kg

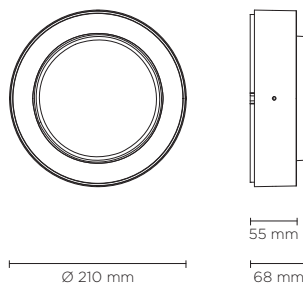


402801

# FRAME MEDIUM ROUND

Designed by  
NAVA + AROSIO

Round diam. 210mm surface mounted luminaire for outdoor installation on a façade/wall. Phospho-chromatised and polyester powder coated die-cast copper-free aluminium body, acid-etched tempered glass diffuser white painted internally, moulded silicone gasket and stainless steel screws. Built-in LED driver 220-240V 50-60Hz, with 36 x mid-power SAMSUNG 2835 LED. IP65 rating.



light source	light beam options	lumen output (lm)	lumin. efficacy (lm/w)
<b>3000°K warm-white</b>			
high-power led	diffused	808	50.50
<b>4000°K neutral-white</b>			
high-power led	diffused	844	52.75
<b>2700°K CCT</b> available on request			

**Finish color options:**

-  Textured Grey RAL 9006
-  Anthracite Grey RAL 7016
-  Matt Black (on request)

**Technical features**



**Available on request**



**Technical data**

Wattage	16 WATT
IP Rating	IP65
IK Rating	IK09
Material	High corrosion resistance extruded copper-free aluminum body
Coating	Polyester powder coating with phosphochromating pre-finish
Light source	36 x mid-power SAMSUNG 2835 LED
Screws	Stainless steel
Transformer	Electronic power supply 220/240V 50/60Hz built-in
Gasket	Silicone rubber
Glass	Acid-etched tempered glass diffuser white painted internally
Power cable	0,3 mt. power cable included
Gross weight	3,20 Kg



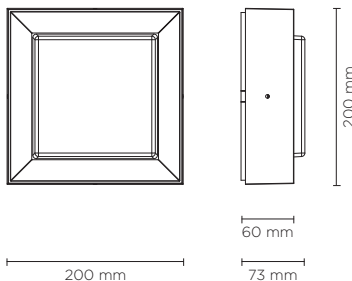


402802

## FRAME MEDIUM SQUARE

Designed by  
NAVA + AROSIO

Square 200x200mm surface mounted luminaire for outdoor installation on a façade/wall. Phospho-chromatised and polyester powder coated die-cast copper-free aluminium body, acid-etched tempered glass diffuser white painted internally, moulded silicone gasket and stainless steel screws. Built-in LED driver 220-240V 50-60Hz, with 36 x mid-power SAMSUNG 2835 LED. IP65 rating.



light source	light beam options	lumen output (lm)	lumin. efficacy (lm/w)
<b>3000°K warm-white</b>			
high-power led	diffused	808	50.50
<b>4000°K neutral-white</b>			
high-power led	diffused	844	52.75
<b>2700°K CCT</b> available on request			

### Finish color options:

-  Textured Grey  
RAL 9006
-  Anthracite Grey  
RAL 7016
-  Matt Black  
(on request)

### Technical features



### Available on request



### Technical data

Wattage	16 WATT
IP Rating	IP65
IK Rating	IK09
Material	High corrosion resistance extruded copper-free aluminum body
Coating	Polyester powder coating with phosphochromating pre-finish
Light source	36 x mid-power SAMSUNG 2835 LED
Screws	Stainless steel
Transformer	Electronic power supply 220/240V 50/60Hz built-in
Gasket	Silicone rubber
Glass	Acid-etched tempered glass diffuser white painted internally
Power cable	0,3 mt. power cable included
Gross weight	3,50 Kg



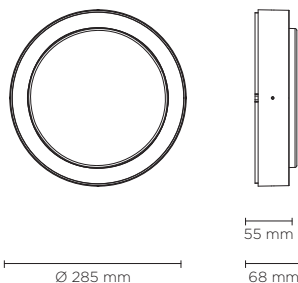


402803

## FRAME MAXI ROUND

Designed by  
NAVA + AROSIO

Round diam. 285mm surface mounted luminaire for outdoor installation on a façade/wall. Phospho-chromatised and polyester powder coated die-cast copper-free aluminium body, acid-etched tempered glass diffuser white painted internally, moulded silicone gasket and stainless steel screws. Built-in LED driver 220-240V 50-60Hz, with 48 x mid-power SAMSUNG 2835 LED. IP65 rating.



402803EM

OPTIONAL VERSION  
WITH 3H EMERGENCY

Available on request

light source	light beam options	lumen output (lm)	lumin. efficacy (lm/w)
<b>3000°K warm-white</b>			
high-power led	diffused	1.010	50.50
<b>4000°K neutral-white</b>			
high-power led	diffused	1.055	52.75
<b>2700°K CCT</b> available on request			

### Finish color options:

Textured Grey  
RAL 9006

Anthracite Grey  
RAL 7016

Matt Black  
(on request)

### Technical features




### Available on request



### Technical data

Wattage	20WATT
IP Rating	IP65
IK Rating	IK09
Material	High corrosion resistance extruded copper-free aluminum body
Coating	Polyester powder coating with phosphochromating pre-finish
Light source	48 x mid-power SAMSUNG 2835 LED
Screws	Stainless steel
Transformer	Electronic power supply 220/240V 50/60Hz built-in
Gasket	Silicone rubber
Glass	Acid-etched tempered glass diffuser white painted internally
Power cable	0,3 mt. power cable included
Gross weight	4,20 Kg





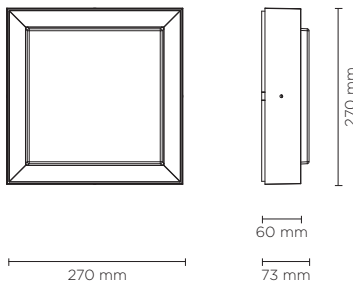


402804

# FRAME MAXI SQUARE

Designed by  
NAVA + AROSIO

Square 270x270mm surface mounted luminaire for outdoor installation on a façade/wall. Phospho-chromatised and polyester powder coated die-cast copper-free aluminium body, acid-etched tempered glass diffuser white painted internally, moulded silicone gasket and stainless steel screws. Built-in LED driver 220-240V 50-60Hz, with 48 x mid-power SAMSUNG 2835 LED. IP65 rating.



402804EM

OPTIONAL VERSION  
WITH 3H EMERGENCY

Available on request

light source	light beam options	lumen output (lm)	lumin. efficacy (lm/w)
<b>3000°K warm-white</b>			
high-power led	diffused	1.010	50.50
<b>4000°K neutral-white</b>			
high-power led	diffused	1.055	52.75
<b>2700°K CCT</b> available on request			

**Finish color options:**

- Textured Grey RAL 9006
- Anthracite Grey RAL 7016
- Matt Black (on request)

**Technical features**




**Available on request**



**Technical data**

Wattage	20WATT
IP Rating	IP65
IK Rating	IK09
Material	High corrosion resistance extruded copper-free aluminum body
Coating	Polyester powder coating with phosphochromating pre-finish
Light source	48 x mid-power SAMSUNG 2835 LED
Screws	Stainless steel
Transformer	Electronic power supply 220/240V 50/60Hz built-in
Gasket	Silicone rubber
Glass	Acid-etched tempered glass diffuser white painted internally
Power cable	0,3 mt. power cable included
Gross weight	4,50 Kg











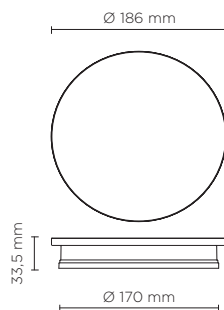


401701

## ECLIPSE MINI ROUND

Designed by  
PAOLO VILLA

Round wall surface-mounted luminaire creating a **diffused and discrete light through the fixture perimeter** on the wall. Fixture for outdoor installation on a wall. Phospho-chromatised and polyester powder coated die-cast copper-free aluminium body, frosted polycarbonate diffuser, moulded silicone gasket and stainless steel screws. Built-in LED driver 220-240V 50-60Hz, with low-power CREE LED. IP65 rating.



light source*	light beam options	lumen output (lm)	lumin. efficacy (lm/w)
---------------	--------------------	-------------------	------------------------

**3000°K warm-white**

low power led	360°	446	49,55
---------------	------	-----	-------

\* Other light colors available on request: Neutral-white

**Finish color options:**

Textured Grey RAL 9006	Anthracite Grey RAL 7016	Matt Black (on request)
---------------------------	-----------------------------	----------------------------

### Technical features



### Technical data

Wattage	9 WATT
IP Rating	IP65
IK Rating	IK08
Material	High corrosion resistance die-cast copper-free aluminum body
Coating	Polyester powder coating with phosphochromating pre-finish
Light source	Low-power CREE LED
Screws	Stainless steel
Transformer	Electronic power supply 220/240V 50/60Hz built-in
Gasket	Silicone rubber
Rubber grommet	M12 Rutaseal® in EPDM
Diffuser	Polycarbonate
Gross weight	1,00 Kg






401702

## ECLIPSE MINI SQUARE

Designed by  
PAOLO VILLA

Square wall surface-mounted luminaire creating a **diffused and discrete light through the fixture perimeter** on the wall. Fixture for outdoor installation on a wall. Phospho-chromatised and polyester powder coated die-cast copper-free aluminium body, frosted polycarbonate diffuser, moulded silicone gasket and stainless steel screws. Built-in LED driver 220-240V 50-60Hz, with low-power CREE LED. IP65 rating.



light source*	light beam options	lumen output (lm)	lumin. efficacy (lm/w)
---------------	--------------------	-------------------	------------------------

3000°K warm-white

low power led	<input checked="" type="checkbox"/> 360°	474	47.40
---------------	--	-----	-------

\* Other light colors available on request: Neutral-white

Finish color options:

<input type="checkbox"/> Textured Grey RAL 9006	<input type="checkbox"/> Anthracite Grey RAL 7016	<input type="checkbox"/> Matt Black (on request)
--	--	---

### Technical features



### Technical data

Wattage	10 WATT
IP Rating	IP65
IK Rating	IK08
Material	High corrosion resistance die-cast copper-free aluminium body
Coating	Polyester powder coating with phosphochromating pre-finish
Light source	Low-power CREE LED
Screws	Stainless steel
Transformer	Electronic power supply 220/240V 50/60Hz built-in
Gasket	Silicone rubber
Rubber grommet	M12 Rutaseal® in EPDM
Diffuser	Polycarbonate
Gross weight	1,00 Kg










401703

# ECLIPSE MINI SQUARE 01

Designed by  
PAOLO VILLA

Square wall surface-mounted luminaire creating a **mono-directional wall-washer lighting effect** on the wall. Fixture for outdoor installation on a wall. Phospho-chromatised and polyester powder coated die-cast copper-free aluminium body, frosted polycarbonate diffuser, moulded silicone gasket and stainless steel screws. Built-in LED driver 220-240V 50-60Hz, with 6 mid-power CREE XH-G LED. IP65 rating.



light source*	light beam options	lumen output (lm)	lumin. efficacy (lm/w)
<b>3000°K warm-white</b>			
mid power led	30°	350	87,50

\* Other light colors available on request: Neutral-white

#### Finish color options:



- Textured Grey  
RAL 9006
- Anthracite Grey  
RAL 7016
- Matt Black  
(on request)

#### Technical features



#### Technical data

Wattage	4 WATT
IP Rating	IP65
IK Rating	IK08
Material	High corrosion resistance die-cast copper-free aluminum body
Coating	Polyester powder coating with phosphochromating pre-finish
Light source	Nr. 6 mid-power CREE XH-G LED
Screws	Stainless steel
Transformer	Electronic power supply 220/240V 50/60Hz built-in
Gasket	Silicone rubber
Rubber grommet	M12 Rutaseal® in EPDM
Diffuser	Polycarbonate
Gross weight	1,00 Kg






401704

# ECLIPSE MINI SQUARE 02


Designed by  
PAOLO VILLA

Square wall surface-mounted luminaire creating a **bi-directional (up&down) wall-washer lighting effect** on the wall. Fixture for outdoor installation on a wall. Phospho-chromatised and polyester powder coated die-cast copper-free aluminium body, frosted polycarbonate diffuser, moulded silicone gasket and stainless steel screws. Built-in LED driver 220-240V 50-60Hz, with 2x6 mid-power CREE XH-G LED. IP65 rating.



light source*	light beam options	lumen output (lm)	lumin. efficacy (lm/w)
---------------	--------------------	-------------------	------------------------

**3000°K warm-white**

mid power led	 2 x 30°	2 x 350	87,50
---------------	---	---------	-------

\* Other light colors available on request: Neutral-white

**Finish color options:**


 Textured Grey RAL 9006	 Anthracite Grey RAL 7016	 Matt Black (on request)
--	---	--

## Technical features



## Technical data

Wattage	8 WATT
IP Rating	IP65
IK Rating	IK08
Material	High corrosion resistance die-cast copper-free aluminium body
Coating	Polyester powder coating with phosphochromating pre-finish
Light source	Nr. 2 x 6 mid-power CREE XH-G LED
Screws	Stainless steel
Transformer	Electronic power supply 220/240V 50/60Hz built-in
Gasket	Silicone rubber
Rubber grommet	M12 Rutaseal® in EPDM
Diffuser	Polycarbonate
Gross weight	1,00 Kg



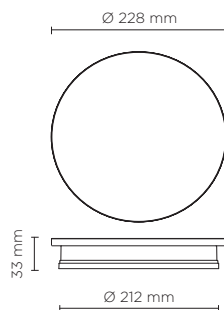


401705

# ECLIPSE MEDIUM ROUND

Designed by  
PAOLO VILLA

Round wall surface-mounted luminaire creating a **diffused and discrete light through the fixture perimeter** on the wall. Fixture for outdoor installation on a wall. Phospho-chromatised and polyester powder coated die-cast copper-free aluminium body, frosted polycarbonate diffuser, moulded silicone gasket and stainless steel screws. Built-in LED driver 220-240V 50-60Hz, with low-power CREE LED. IP65 rating.



light source*	light beam options	lumen output (lm)	lumin. efficacy (lm/w)
---------------	--------------------	-------------------	------------------------

**3000°K warm-white**

low power led	360°	556	46.33
---------------	------	-----	-------

\* Other light colors available on request: Neutral-white

**Finish color options:**


Textured Grey RAL 9006	Anthracite Grey RAL 7016	Matt Black (on request)
---------------------------	-----------------------------	----------------------------

## Technical features



## Technical data

Wattage	12 WATT
IP Rating	IP65
IK Rating	IK08
Material	High corrosion resistance die-cast copper-free aluminum body
Coating	Polyester powder coating with phosphochromating pre-finish
Light source	Low-power CREE LED
Screws	Stainless steel
Transformer	Electronic power supply 220/240V 50/60Hz built-in
Gasket	Silicone rubber
Rubber grommet	M16 Rutaseal® in EPDM
Diffuser	Polycarbonate
Gross weight	1,50 Kg








401706

# ECLIPSE MEDIUM SQUARE

Designed by  
PAOLO VILLA

Square wall surface-mounted luminaire creating a **diffused and discrete light through the fixture perimeter** on the wall. Fixture for outdoor installation on a wall. Phospho-chromatised and polyester powder coated die-cast copper-free aluminium body, frosted polycarbonate diffuser, moulded silicone gasket and stainless steel screws. Built-in LED driver 220-240V 50-60Hz, with low-power CREE LED. IP65 rating.



light source*	light beam options	lumen output (lm)	lumin. efficacy (lm/w)
<b>3000°K warm-white</b>			
low power led	<input checked="" type="checkbox"/> 360°	636	45.42

\* Other light colors available on request: Neutral-white

#### Finish color options:


- Textured Grey  
RAL 9006
- Anthracite Grey  
RAL 7016
- Matt Black  
(on request)

#### Technical features



#### Technical data

Wattage	14 WATT
IP Rating	IP65
IK Rating	IK08
Material	High corrosion resistance die-cast copper-free aluminum body
Coating	Polyester powder coating with phosphochromating pre-finish
Light source	Low-power CREE LED
Screws	Stainless steel
Transformer	Electronic power supply 220/240V 50/60Hz built-in
Gasket	Silicone rubber
Rubber grommet	M16 Rutaseal® in EPDM
Diffuser	Polycarbonate
Gross weight	1,50 Kg






401707

# ECLIPSE MEDIUM SQUARE 01

Designed by  
PAOLO VILLA

Square wall surface-mounted luminaire creating a **mono-directional wall-washer lighting effect** on the wall. Fixture for outdoor installation on a wall. Phospho-chromatised and polyester powder coated die-cast copper-free aluminium body, frosted polycarbonate diffuser, moulded silicone gasket and stainless steel screws. Built-in LED driver 220-240V 50-60Hz, with 14 mid-power CREE XH-G LED. IP65 rating.



light source*	light beam options	lumen output (lm)	lumin. efficacy (lm/w)
<b>3000°K warm-white</b>			
mid power led	30°	650	65.00

\* Other light colors available on request: Neutral-white

**Finish color options:**

- Textured Grey  
RAL 9006
- Anthracite Grey  
RAL 7016
- Matt Black  
(on request)

**Technical features**



**Technical data**

Wattage	10 WATT
IP Rating	IP65
IK Rating	IK08
Material	High corrosion resistance die-cast copper-free aluminum body
Coating	Polyester powder coating with phosphochromating pre-finish
Light source	Nr. 14 mid-power CREE XH-G LED
Screws	Stainless steel
Transformer	Electronic power supply 220/240V 50/60Hz built-in
Gasket	Silicone rubber
Rubber grommet	M16 Rutaseal® in EPDM
Diffuser	Polycarbonate
Gross weight	1,50 Kg






401708

# ECLIPSE MEDIUM SQUARE 02


Designed by  
PAOLO VILLA

Square wall surface-mounted luminaire creating a **bi-directional (up&down) wall-washer lighting effect** on the wall. Fixture for outdoor installation on a wall. Phospho-chromatised and polyester powder coated die-cast copper-free aluminium body, frosted polycarbonate diffuser, moulded silicone gasket and stainless steel screws. Built-in LED driver 220-240V 50-60Hz, with 2x14 mid-power CREE XH-G LED. IP65 rating.



light source*	light beam options	lumen output (lm)	lumin. efficacy (lm/w)
---------------	--------------------	-------------------	------------------------

**3000°K warm-white**

mid power led	 2 x 30°	2 x 650	68.42
---------------	---	---------	-------

\* Other light colors available on request: Neutral-white

**Finish color options:**



 Textured Grey RAL 9006	 Anthracite Grey RAL 7016	 Matt Black (on request)
--	---	--

## Technical features



## Technical data

Wattage	19 WATT
IP Rating	IP65
IK Rating	IK08
Material	High corrosion resistance die-cast copper-free aluminum body
Coating	Polyester powder coating with phosphochromating pre-finish
Light source	Nr. 2 x 4 mid-power CREE XH-G LED
Screws	Stainless steel
Transformer	Electronic power supply 220/240V 50/60Hz built-in
Gasket	Silicone rubber
Rubber grommet	M16 Rutaseal® in EPDM
Diffuser	Polycarbonate
Gross weight	1,50 Kg



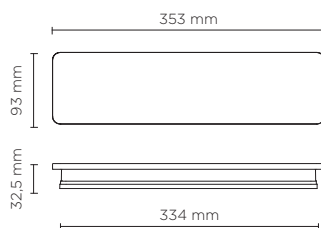


401709

# ECLIPSE LINEAR 350

Designed by  
PAOLO VILLA

Rectangular wall surface-mounted luminaire creating a **diffused and discrete light through the fixture perimeter** on the wall. Fixture for outdoor installation on a wall. Phospho-chromatised and polyester powder coated die-cast copper-free aluminium body, frosted polycarbonate diffuser, moulded silicone gasket and stainless steel screws. Built-in LED driver 220-240V 50-60Hz, with low-power CREE LED. IP65 rating.



light source*	light beam options	lumen output (lm)	lumin. efficacy (lm/w)
<b>3000°K warm-white</b>			
low power led	<input checked="" type="checkbox"/> 360°	584	41.71

\* Other light colors available on request: Neutral-white

#### Finish color options:

- Textured Grey  
RAL 9006
- Anthracite Grey  
RAL 7016
- Matt Black  
(on request)

#### Technical features



#### Technical data

Wattage	14 WATT
IP Rating	IP65
IK Rating	IK08
Material	High corrosion resistance die-cast copper-free aluminum body
Coating	Polyester powder coating with phosphochromating pre-finish
Light source	Low power CREE LED
Screws	Stainless steel
Transformer	Electronic power supply 220/240V 50/60Hz built-in
Gasket	Silicone rubber
Rubber grommet	M16 Rutaseal® in EPDM
Diffuser	Polycarbonate
Gross weight	1,50 Kg



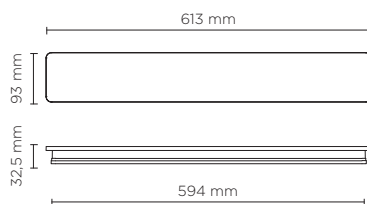


401710

# ECLIPSE LINEAR 600

Designed by  
PAOLO VILLA

Rectangular wall surface-mounted luminaire creating a **diffused and discrete light through the fixture perimeter** on the wall. Fixture for outdoor installation on a wall. Phosphochromatised and polyester powder coated die-cast copper-free aluminium body, frosted polycarbonate diffuser, moulded silicone gasket and stainless steel screws. Built-in LED driver 220-240V 50-60Hz, with low-power CREE LED. IP65 rating.



light source*	light beam options	lumen output (lm)	lumin. efficacy (lm/w)
---------------	--------------------	-------------------	------------------------

3000°K warm-white

low power led	▣ 360°	781	32.54
---------------	--------	-----	-------

\* Other light colors available on request: Neutral-white

Finish color options:

Textured Grey RAL 9006	Anthracite Grey RAL 7016	Matt Black (on request)
---------------------------	-----------------------------	----------------------------

## Technical features



## Technical data

Wattage	24 WATT
IP Rating	IP65
IK Rating	IK08
Material	High corrosion resistance die-cast copper-free aluminum body
Coating	Polyester powder coating with phosphochromating pre-finish
Light source	Low power CREE LED
Screws	Stainless steel
Transformer	Electronic power supply 220/240V 50/60Hz built-in
Gasket	Silicone rubber
Rubber grommet	M16 Rutaseal® in EPDM
Diffuser	Polycarbonate
Gross weight	2,00 Kg

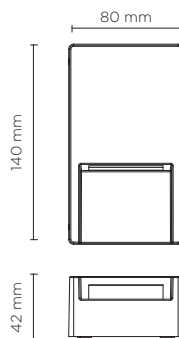






401607

## SURF MINI RECTANGULAR

Rectangular wall surface-mounted luminaire for outdoor installation on a wall, no recess needed. Phospho-chromatised and polyester powder coated die-cast copper-free aluminium body, tempered safety glass, moulded silicone gasket and stainless steel screws. Built-in LED driver 220-240V 50-60Hz, with 6 mid-power CREE XH-G LED. IP65 rating.



light source	light beam options	lumen output (lm)	lumin. efficacy (lm/w)
<b>3000°K warm-white</b>			
mid power led	 floor washer 180°	350	87.50
<b>4000°K neutral-white*</b>			
mid power led	 floor washer 180°	368	92.00
<b>2700°K CCT</b> available on request			

\* Available on request

### Finish color options:



### Technical features



### Technical data

Wattage	4 WATT
IP Rating	IP65
IK Rating	IK08
Material	High corrosion resistance die-cast copper-free aluminum body and frame.
Coating	Polyester powder coating with phosphocromating pre-finish
Light source	NR. 6 x CREE XH-G LED
Screws	Stainless steel
Transformer	Electronic power supply 220/240V 50/60Hz built-in
Gasket	Silicone rubber
Glass	Tempered
Rubber grommet	M12 Rutaseal® in EPDM
Gross weight	0,60 Kg

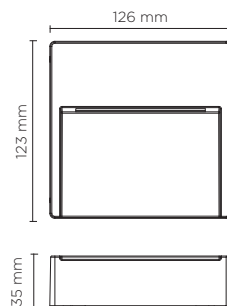






401602

## SURF MINI SQUARE

Square wall surface-mounted luminaire for outdoor installation on a wall, no recess needed. Phospho-chromatised and polyester powder coated die-cast copper-free aluminium body, tempered safety glass, moulded silicone gasket and stainless steel screws. Built-in LED driver 220-240V 50-60Hz, with 6 mid-power CREE XH-G LED. IP65 rating.



light source	light beam options	lumen output (lm)	lumin. efficacy (lm/w)
<b>3000°K warm-white</b>			
mid power led	 floor washer 180°	350	87.50
<b>4000°K neutral-white*</b>			
mid power led	 floor washer 180°	368	92.00
<b>2700°K CCT</b> available on request			

\* Available on request

### Finish color options:

-  Textured Grey RAL 9006
-  Anthracite Grey RAL 7016
-  Matt Black (on request)


### Technical features



### Technical data

Wattage	4 WATT
IP Rating	IP65
IK Rating	IK08
Material	High corrosion resistance die-cast copper-free aluminum body and frame.
Coating	Polyester powder coating with phosphocromating pre-finish
Light source	NR. 6 x CREE XH-G LED
Screws	Stainless steel
Transformer	Electronic power supply 220/240V 50/60Hz built-in
Gasket	Silicone rubber
Glass	Tempered
Rubber grommet	M12 Rutaseal® in EPDM
Gross weight	0,60 Kg

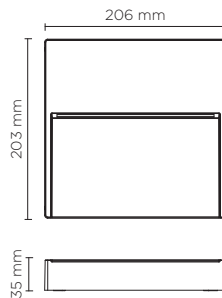






401604

## SURF MEDIUM SQUARE

Square wall surface-mounted luminaire for outdoor installation on a wall, no recess needed. Phospho-chromatised and polyester powder coated die-cast copper-free aluminium body, tempered safety glass, moulded silicone gasket and stainless steel screws. Built-in LED driver 220-240V 50-60Hz, with 14 mid-power CREE XH-G LED. IP65 rating.



light source	light beam options	lumen output (lm)	lumin. efficacy (lm/w)
<b>3000°K warm-white</b>			
mid power led	 floor washer 180°	650	81.25
<b>4000°K neutral-white*</b>			
mid power led	 floor washer 180°	683	85.38
<b>2700°K CCT</b> available on request			

\* Available on request

### Finish color options:



### Technical features




### Technical data

Wattage	8 WATT
IP Rating	IP65
IK Rating	IK08
Material	High corrosion resistance die-cast copper-free aluminum body and frame.
Coating	Polyester powder coating with phosphochromating pre-finish
Light source	NR. 14 x CREE XH-G LED
Screws	Stainless steel
Transformer	Electronic power supply 220/240V 50/60Hz built-in
Gasket	Silicone rubber
Glass	Tempered
Rubber grommet	M16 Rutaseal® in EPDM
Gross weight	1,40 Kg



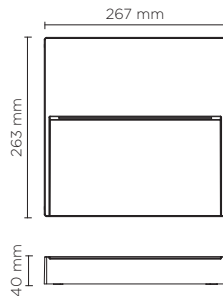






401606

## SURF MAXI SQUARE

Square wall surface-mounted luminaire for outdoor installation on a wall, no recess needed. Phosphochromatised and polyester powder coated die-cast copper-free aluminium body, tempered safety glass, moulded silicone gasket and stainless steel screws. Built-in LED driver 220-240V 50-60Hz, with 21 mid-power CREE XH-G LED. IP65 rating.



light source	light beam options	lumen output (lm)	lumin. efficacy (lm/w)
<b>3000°K warm-white</b>			
mid power led	 floor washer 180°	1.000	71.43
<b>4000°K neutral-white*</b>			
mid power led	 floor washer 180°	1.050	75.00
<b>2700°K CCT</b> available on request			

\* Available on request

### Finish color options:

-  Textured Grey RAL 9006
-  Anthracite Grey RAL 7016
-  Matt Black (on request)


### Technical features



### Technical data

Wattage	14 WATT
IP Rating	IP65
IK Rating	IK08
Material	High corrosion resistance die-cast copper-free aluminum body and frame.
Coating	Polyester powder coating with phosphocromating pre-finish
Light source	NR. 21 x CREE XH-G LED
Screws	Stainless steel
Transformer	Electronic power supply 220/240V 50/60Hz built-in
Gasket	Silicone rubber
Glass	Tempered
Rubber grommet	M16 Rutaseal® in EPDM
Gross weight	2,00 Kg

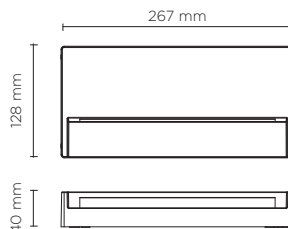






401608

## SURF MAXI RECTANGULAR

Rectangular wall surface-mounted luminaire for outdoor installation on a wall, no recess needed. Phospho-chromatised and polyester powder coated die-cast copper-free aluminium body, tempered safety glass, moulded silicone gasket and stainless steel screws. Built-in LED driver 220-240V 50-60Hz, with 21 mid-power CREE XH-G LED. IP65 rating.



light source	light beam options	lumen output (lm)	lumin. efficacy (lm/w)
<b>3000°K warm-white</b>			
mid power led	 floor washer 180°	1.000	71.43
<b>4000°K neutral-white*</b>			
mid power led	 floor washer 180°	1.050	75.00
<b>2700°K CCT</b> available on request			

\* Available on request

### Finish color options:



### Technical features




### Technical data

Wattage	14 WATT
IP Rating	IP65
IK Rating	IK08
Material	High corrosion resistance die-cast copper-free aluminium body and frame.
Coating	Polyester powder coating with phosphocromating pre-finish
Light source	NR. 21 x CREE XH-G LED
Screws	Stainless steel
Transformer	Electronic power supply 220/240V 50/60Hz built-in
Gasket	Silicone rubber
Glass	Tempered
Rubber grommet	M16 Rutaseal® in EPDM
Gross weight	1,70 Kg



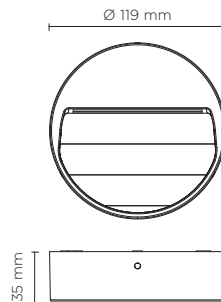






401601

## SURF MINI ROUND

Round wall surface-mounted luminaire for outdoor installation on a wall, no recess needed. Phospho-chromatised and polyester powder coated die-cast copper-free aluminium body, tempered safety glass, moulded silicone gasket and stainless steel screws. Built-in LED driver 220-240V 50-60Hz, with 6 mid-power CREE XH-G LED. IP65 rating.



light source	light beam options	lumen output (lm)	lumin. efficacy (lm/w)
<b>3000°K warm-white</b>			
mid power led	 floor washer 180°	350	87.50
<b>4000°K neutral-white*</b>			
mid power led	 floor washer 180°	368	92.00
<b>2700°K CCT</b> available on request			

\* Available on request

### Finish color options:



### Technical features



### Technical data

Wattage	4 WATT
IP Rating	IP65
IK Rating	IK08
Material	High corrosion resistance die-cast copper-free aluminum body and frame.
Coating	Polyester powder coating with phosphochromating pre-finish
Light source	NR. 6 x CREE XH-G LED
Screws	Stainless steel
Transformer	Electronic power supply 220/240V 50/60Hz built-in
Gasket	Silicone rubber
Glass	Tempered
Rubber grommet	M12 Rutaseal® in EPDM
Gross weight	0,60 Kg

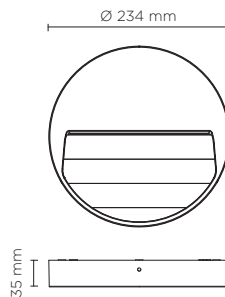






401603

## SURF MEDIUM ROUND

Round wall surface-mounted luminaire for outdoor installation on a wall, no recess needed. Phospho-chromatised and polyester powder coated die-cast copper-free aluminium body, tempered safety glass, moulded silicone gasket and stainless steel screws. Built-in LED driver 220-240V 50-60Hz, with 14 mid-power CREE XH-G LED. IP65 rating.



light source	light beam options	lumen output (lm)	lumin. efficacy (lm/w)
<b>3000°K warm-white</b>			
mid power led	 floor washer 180°	650	81.25
<b>4000°K neutral-white*</b>			
mid power led	 floor washer 180°	683	85.38
<b>2700°K CCT</b> available on request			

\* Available on request

### Finish color options:

 Textured Grey RAL 9006

 Anthracite Grey RAL 7016


 Matt Black (on request)

### Technical features



### Technical data

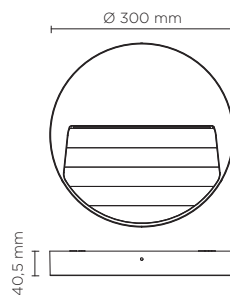
Wattage	8 WATT
IP Rating	IP65
IK Rating	IK08
Material	High corrosion resistance die-cast copper-free aluminum body and frame.
Coating	Polyester powder coating with phosphochromating pre-finish
Light source	NR. 14 x CREE XH-G LED
Screws	Stainless steel
Transformer	Electronic power supply 220/240V 50/60Hz built-in
Gasket	Silicone rubber
Glass	Tempered
Rubber grommet	M16 Rutaseal® in EPDM
Gross weight	1,40 Kg



401605

## SURF MAXI ROUND

Round wall surface-mounted luminaire for outdoor installation on a wall, no recess needed. Phosphochromatised and polyester powder coated die-cast copper-free aluminium body, tempered safety glass, moulded silicone gasket and stainless steel screws. Built-in LED driver 220-240V 50-60Hz, with 21 mid-power CREE XH-G LED. IP65 rating.





### Technical features



### Technical data

Wattage	14 WATT
IP Rating	IP65
IK Rating	IK08
Material	High corrosion resistance die-cast copper-free aluminum body and frame.
Coating	Polyester powder coating with phosphochromating pre-finish
Light source	NR. 21 x CREE XH-G LED
Screws	Stainless steel
Transformer	Electronic power supply 220/240V 50/60Hz built-in
Gasket	Silicone rubber
Glass	Tempered
Rubber grommet	M16 Rutaseal® in EPDM
Gross weight	2,00 Kg

light source	light beam options	lumen output (lm)	lumin. efficacy (lm/w)
<b>3000°K warm-white</b>			
mid power led	 floor washer 180°	1.000	71.43
<b>4000°K neutral-white*</b>			
mid power led	 floor washer 180°	1.050	75.00
<b>2700°K CCT</b> available on request			

\* Available on request

### Finish color options:

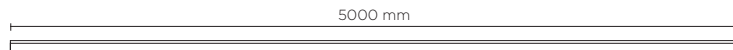
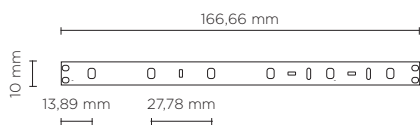
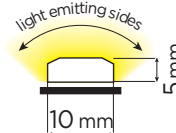




402101-402102

# HYDROCOVE 5000

Cove light 5.000 mm length, 5 mm x 10 mm section, fully encapsulated flexible LED strip for linear lighting outdoor and indoor; LED circuit completely encapsulated with UV and high-resistant polyurethane sheath, with transparent finish, homogeneous light emission. LED brand Nichia 757. 24V DC remote driver needed. IP68 rated.



402101

HYDROCOVE X36 5000

light source*	light beam options	lumen output (lm)	lumin. efficacy (lm/w)
---------------	--------------------	-------------------	------------------------

3000°K warm-white

low power led	 diffused	510/meter	56.66
---------------	--	-----------	-------

Finish color options:

Transparent

remote driver selection

brand	manufacturer code	type	watt	IP rate	numbers of fixtures
Meanwell	LPV-60-24	constant voltage 24V DC	60W	IP67	1

## Technical features



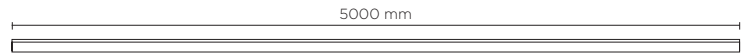
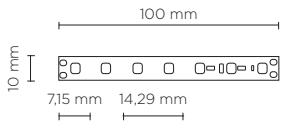
## Technical data

Material	High performances Polyurethane, UV resistant, saltwater resistant
	No yellowish after years
Light source	LED brand Nichia 757
Transformer	24V DC remote driver needed
	Supplied with Male/Female connectors for in-line installation

## Technical data

Wattage	9 WATT
IP Rating	IP68
	Cutttable every 166.66 mm
Light source	Nr. 36 LED per meter





**402102 HYDROCOVE X70 5000**

light source	light beam options	lumen output (lm)	lumin. efficacy (lm/w)
<b>3000°K warm-white</b>			
low power led	diffused	1.500/meter	83.33

**Finish color options:**

Transparent

**Technical data**

Wattage	18 WATT
IP Rating	IP68
	Cuttable every 100 mm
Light source	Nr. 70 LED per meter

**remote driver selection**

brand	manufacturer code	type	watt	IP rate	numbers of fixtures
Meanwell	LPV-100-24	constant voltage 24V DC	100W	IP67	1

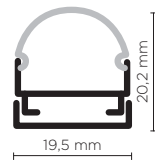
**AC039 ALUMINUM LINEAR PROFILE FOR HYDROCOVE RANGE**

1.000 mm Linear profile for Hydrocove, realized in anodized aluminum, to secure with screws. Ideal for straight installation on a wall or ceiling.



**AC040 ROUND COVER - DIFFUSER**

Round shape opal diffuser in polycarbonate, to be used with aluminum profile.



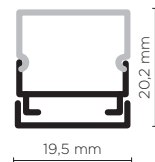
**AC041 ROUND END CAP**

Plastic end cap to close aluminum profile + round diffuser.



**AC042 SQUARE COVER - DIFFUSER**

Square shape opal diffuser in polycarbonate, to be used with aluminum profile.



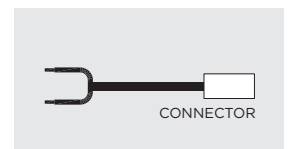
**AC043 SQUARE END CAP**


Plastic end cap to close aluminum profile + square diffuser.



**AC054 LEADER CABLE FOR HYDROCOVE RANGE**

Initial cable to connect the driver to first luminaire of an in-line installation of multiple luminaires, all connected to one driver. Kit contains two leader cables, one with male connector and one with female connector, to allow start the installation from both sides.


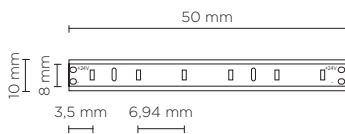
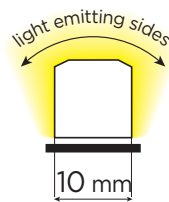




401801-02-03

## HYDROFLEX MINI

1.000 / 3.000 / 5.000 mm length, 10mm x 10mm section, opal encapsulated flexible LED strip for linear lighting (straight or bended) outdoor and indoor wall-recessed installation; surface mounted version through installation accessories to be ordered separately. LED circuit completely encapsulated with UV and high-temperatures resistant Polyurethane sheath, with white (outside) and milky finish (over light emission), dot free and homogeneous light emission surface. Double power cable with male/female connectors included, suitable for in-line installation. Cutable every 50 mm. Remote driver 24V DC needed. With low-power SMD3014 Lumileds LED. IP68 rating.




401801

HYDROFLEX MINI 1000

light source	light beam options	lumen output (lm)	lumin. efficacy (lm/w)
--------------	--------------------	-------------------	------------------------

3000°K warm-white

low power led	 diffused	750	75.00
---------------	--	-----	-------

Finish color options:

Milky

remote driver selection

brand	manufacturer code	type	watt	IP rate	numbers of fixtures
Meanwell	LPV-20-24	constant voltage 24V DC	20W	IP67	1
Meanwell	LPV-35-24	constant voltage 24V DC	35W	IP67	min 1 - max 2
Meanwell	LPV-60-24	constant voltage 24V DC	60W	IP67	min 1 - max 5
Meanwell	LPV-100-24	constant voltage 24V DC	100W	IP67	min 1 - max 9

Technical features



Technical data

Material	High performances Polyurethane, UV resistant, saltwater resistant
----------	---

No yellowish after years

Dot-free and homogeneous light emission

Light source	SMD3014 Lumileds LED
--------------	----------------------

Transformer	24V DC remote driver needed
-------------	-----------------------------


Supplied with Male/Female connectors for in-line installation

Technical data

Wattage	10 WATT
---------	---------

IP Rating	IP68
-----------	------

3000 mm

401802	HYDROFLEX MINI 3000		
light source	light beam options	lumen output (lm)	lumin. efficacy (lm/w)
<b>3000°K warm-white</b>			
low power led	 diffused	2.250	75.00


**Finish color options:** Milky**remote driver selection**

brand	manufacturer code	type	watt	IP rate	numbers of fixtures
Meanwell	LPV-35-24	constant voltage 24V DC	35W	IP67	1
Meanwell	LPV-100-24	constant voltage 24V DC	100W	IP67	min 1 - max 3

**Technical data**

Wattage	30 WATT
IP Rating	IP68

5000 mm

401803	HYDROFLEX MINI 5000		
light source	light beam options	lumen output (lm)	lumin. efficacy (lm/w)
<b>3000°K warm-white</b>			
low power led	 diffused	3.750	75.00

**Finish color options:** Milky**remote driver selection**

brand	manufacturer code	type	watt	IP rate	numbers of fixtures
Meanwell	LPV-100-24	constant voltage 24V DC	100W	IP67	1

**Technical data**

Wattage	50 WATT
IP Rating	IP68

**AC028 MOUNTING CLIP FOR HYDROFLEX MINI**

Mounting clip for Hydroflex Mini, realized in Stainless steel, clip to be applied every 40 cm, to secure with screws. Ideal for bended installation on a wall or ceiling.

**AC029 ALUMINUM LINEAR PROFILE FOR HYDROFLEX MINI**

1.000 mm Linear profile for Hydroflex Mini, realized in Anodized aluminum.

**AC030 END CAP FOR HYDROFLEX MINI**

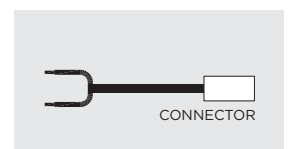

End cap for Hydroflex Mini, realized in Polyurethane, to be applied at the end of the line, after Hydroflex cut.

**AC059 CURVED STAINLESS STEEL PROFILE FOR HYDROFLEX MINI**

1.000 mm curved profile for Hydroflex Mini, realized in stainless steel AISI 304, to secure with screws. Ideal for curved installation.

**AC054 LEADER CABLE FOR HYDROFLEX RANGE**

Initial cable to connect the driver to first luminaire of an in-line installation of multiple luminaires, all connected to one driver. Kit contains two leader cables, one with male connector and one with female connector, to allow start the installation from both sides.

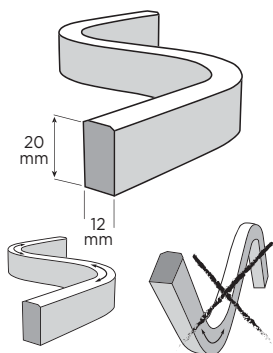
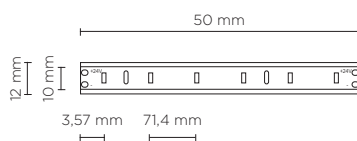




401804-05

## HYDROFLEX SIDE

1.000 / 4.000 mm length, 20mm x 12mm section, opal encapsulated flexible LED strip for linear lighting (straight or bended) outdoor and indoor wall-recessed installation; surface mounted version through installation accessories to be ordered separately. LED circuit completely encapsulated with UV and high-temperatures resistant Polyurethane sheath, with white (outside) and milky finish (over light emission), dot free and homogeneous light emission surface. Double power cable with male/female connectors included, suitable for in-line installation. Cutable each 50 mm. Remote driver 24V DC needed. With low-power SMD3014 Lumileds LED. IP68 rating.




### Technical features

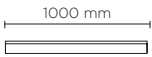


### Technical data

Material	High performances Polyurethane, UV resistant, saltwater resistant
	No yellowish after years
	Dot-free and homogeneous light emission
Light source	SMD3014 Lumileds LED
Transformer	24V DC remote driver needed
	Supplied with Male/Female connectors for in-line installation

NO LIGHT INTERRUPTION





401804		HYDROFLEX SIDE 1000		
light source	light beam options	lumen output (lm)	lumin. efficacy (lm/w)	
<b>3000°K warm-white</b>				
low power led	diffused	750	75.00	

**Finish color options:**

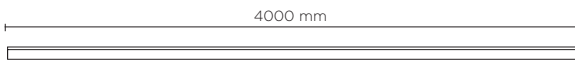
Milky

**remote driver selection**

brand	manufacturer code	type	watt	IP rate	numbers of fixtures
Meanwell	LPV-20-24	constant voltage 24V DC	20W	IP67	1
Meanwell	LPV-35-24	constant voltage 24V DC	35W	IP67	min 1 - max 2
Meanwell	LPV-60-24	constant voltage 24V DC	60W	IP67	min 1 - max 5
Meanwell	LPV-100-24	constant voltage 24V DC	100W	IP67	min 1 - max 9

**Technical data**

Wattage	10 WATT
IP Rating	IP68



401805		HYDROFLEX SIDE 4000		
light source	light beam options	lumen output (lm)	lumin. efficacy (lm/w)	
<b>3000°K warm-white</b>				
low power led	diffused	3.000	75.00	

**Finish color options:**

Milky

**remote driver selection**

brand	manufacturer code	type	watt	IP rate	numbers of fixtures
Meanwell	LPV-60-24	constant voltage 24V DC	60W	IP67	1
Meanwell	LPV-100-24	constant voltage 24V DC	100W	IP67	min 1 - max 2

**Technical data**

Wattage	40 WATT
IP Rating	IP68

**AC031 MOUNTING CLIP FOR HYDROFLEX SIDE**

Mounting clip for Hydroflex Side realized in Stainless steel, clip to be applied every 40 cm, to secure with screws. Ideal for bended installation on a wall or ceiling.



**AC032 ALUMINUM LINEAR PROFILE FOR HYDROFLEX SIDE**

1.000 mm Linear profile for Hydroflex Side, realized in Anodized aluminum.



**AC033 END CAP FOR HYDROFLEX SIDE**

End cap for Hydroflex Side, realized in Polyurethane, to be applied at the end of the line, after Hydroflex cut.



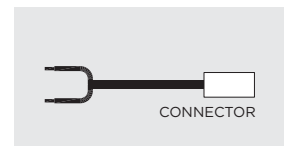
**AC060 CURVED STAINLESS STEEL PROFILE FOR HYDROFLEX SIDE**


1.000 mm curved profile for Hydroflex Side realized in stainless steel AISI 304, to secure with screws. Ideal for curved installation.



**AC054 LEADER CABLE FOR HYDROFLEX RANGE**

Initial cable to connect the driver to first luminaire of an in-line installation of multiple luminaires, all connected to one driver. Kit contains two leader cables, one with male connector and one with female connector, to allow start the installation from both sides.

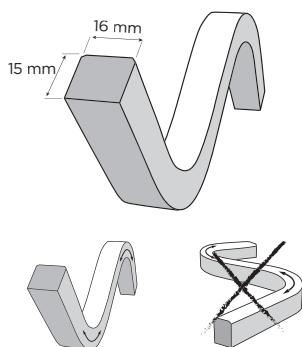
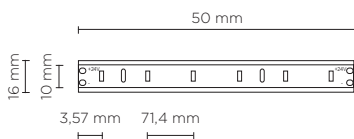
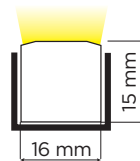




401806-07

## HYDROFLEX TOP

1.000 / 4.000 mm length, 16mm x 15 mm section, opal encapsulated flexible LED strip for linear lighting (straight or bended) outdoor and indoor wall-recessed installation; surface mounted version through installation accessories to be ordered separately. LED circuit completely encapsulated with UV and high-temperatures resistant Polyurethane sheath, with white (outside) and milky finish (over light emission), dot free and homogeneous light emission surface. Double power cable with male/female connectors included, suitable for in-line installation. Cutable each 50 mm. Remote driver 24V DC needed. With low-power SMD3014 Lumileds LED. IP68 rating.




### Technical features




### Technical data

Material	High performances Polyurethane, UV resistant, saltwater resistant
	No yellowish after years
	Dot-free and homogeneous light emission
Light source	SMD3014 Lumileds LED
Transformer	24V DC remote driver needed
	Supplied with Male/Female connectors for in-line installation

NO LIGHT INTERRUPTION





401806		HYDROFLEX TOP 1000	
light source	light beam options	lumen output (lm)	lumin. efficacy (lm/w)
<b>3000°K warm-white</b>			
low power led	 diffused	750	75.00


**Finish color options:**


Milky

**remote driver selection**

brand	manufacturer code	type	watt	IP rate	numbers of fixtures
Meanwell	LPV-20-24	constant voltage 24V DC	20W	IP67	1
Meanwell	LPV-35-24	constant voltage 24V DC	35W	IP67	min 1 - max 2
Meanwell	LPV-60-24	constant voltage 24V DC	60W	IP67	min 1 - max 5
Meanwell	LPV-100-24	constant voltage 24V DC	100W	IP67	min 1 - max 9

4000 mm



401807		HYDROFLEX TOP 4000	
light source	light beam options	lumen output (lm)	lumin. efficacy (lm/w)
<b>3000°K warm-white</b>			
low power led	 diffused	3.000	75.00

**Finish color options:**

Milky

**remote driver selection**

brand	manufacturer code	type	watt	IP rate	numbers of fixtures
Meanwell	LPV-60-24	constant voltage 24V DC	60W	IP67	1
Meanwell	LPV-100-24	constant voltage 24V DC	100W	IP67	min 1 - max 2

**AC034 MOUNTING CLIP FOR HYDROFLEX TOP**

Mounting clip for Hydroflex Top, realized in Stainless steel, clip to be applied every 40 cm, to secure with screws. Ideal for bended installation on a wall or ceiling.



**AC035 ALUMINUM LINEAR PROFILE FOR HYDROFLEX TOPSIDE**

1.000 mm Linear profile for Hydroflex Top, realized in Anodized aluminum.



**AC036 END CAP FOR HYDROFLEX TOP**

End cap for Hydroflex Top, realized in Polyurethane, to be applied at the end of the line, after Hydroflex cut.



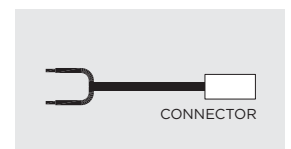

**AC061 CURVED STAINLESS STEEL PROFILE FOR HYDROFLEX TOP**

1.000 mm curved profile for Hydroflex Top realized in stainless steel AISI 304, to secure with screws. Ideal for curved installation.



**AC054 LEADER CABLE FOR HYDROFLEX RANGE**

Initial cable to connect the driver to first luminaire of an in-line installation of multiple luminaires, all connected to one driver. Kit contains two leader cables, one with male connector and one with female connector, to allow start the installation from both sides.




**Technical data**

Wattage	10 WATT
IP Rating	IP68

**Technical data**

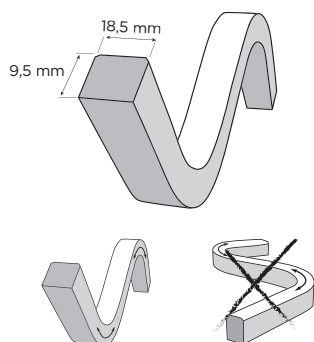
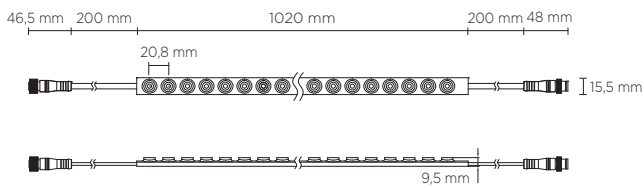
Wattage	40 WATT
IP Rating	IP68



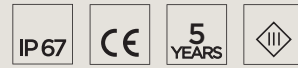
402901-02

## HYDROFLEX OPTICS

1.000 / 4.000 mm length, 18.5mm x 9.5mm section, TOP bended encapsulated flexible LED strip for linear lighting, outdoor and indoor; LED circuit completely encapsulated with UV and high-temperatures resistant polyurethane sheath, complete with lenses for wall washing effect. Double power cable with male/female connectors included, suitable for in-line installation. Cuttable each 125 mm. Remote driver 24V DC needed. With nr. 48 Lumileds LED per meter. IP67 rating.



### Technical features




### Technical data

Wattage	18 WATT / meter
IP Rating	IP67
Material	High performances UV resistant polyurethane
Light source	Lumileds LED
Transformer	Constant voltage 24V DC remote power supply
Power cable	Supplied with male/female connectors and 20 cm cables for loop-in loop-out







402901		HYDROFLEX OPTICS 1000		
light source	light beam options	lumen output (lm)	lumin. efficacy (lm/w)	
<b>3000°K warm-white</b>				
led	M 30°	1.671	92.83	
led	M 60°	1.644	91.34	

**Finish color options:**

Milky

**remote driver selection**

brand	manufacturer code	type	watt	IP rate	numbers of fixtures
Meanwell	LPV-20-24	constant voltage 24V DC	20W	IP67	1
Meanwell	LPV-60-24	constant voltage 24V DC	60W	IP67	min 1 - max 3
Meanwell	LPV-100-24	constant voltage 24V DC	100W	IP67	min 1 - max 5

Technical data	
Wattage	18 WATT
IP Rating	IP67
Gross weight	0,30 Kg



402902		HYDROFLEX OPTICS 4000		
light source	light beam options	lumen output (lm)	lumin. efficacy (lm/w)	
<b>3000°K warm-white</b>				
led	M 30°	6.684	92.83	
led	M 60°	6.576	91.34	

**Finish color options:**

Milky

**remote driver selection**

brand	manufacturer code	type	watt	IP rate	numbers of fixtures
Meanwell	LPV-100-24	constant voltage 24V DC	100W	IP67	1

Technical data	
Wattage	72W (18W / meter)
IP Rating	IP67
Gross weight	1,20 Kg

**AC082 MOUNTING CLIP FOR HYDROFLEX OPTICS**

Mounting clip for Hydroflex Optics realized in Stainless steel, clip to be applied every 40 cm, to secure with screws. Ideal for bended installations.



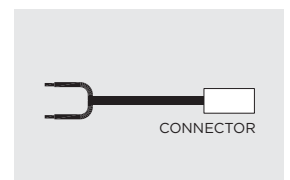

**AC083 ALUMINUM LINEAR PROFILE FOR HYDROFLEX OPTICS**


1.000 mm Linear profile for Hydroflex Optics realized in Anodized aluminum. Ideal for straight installations.



**AC084 LEADER CABLE FOR HYDROFLEX OPTICS (MALE + FEMALE)**

Initial cable to connect the driver to first luminaire of an in-line installation of multiple luminaires, all connected to one driver. Includes 1x male connector with 30 cm cable and 1x female connector with 30 cm cable.

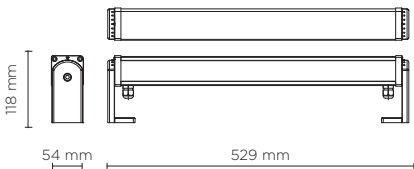




403005

# LINE-B SLIGHT 17 ARMS

Linear luminaire for outdoor installation on a façade/wall, length 505 mm, Phosphochromatised and polyester powder coated extruded copper-free aluminium body, tempered safety glass, moulded silicone gaskets. Fixing system through two arms allowing product orientation. Special optics with "invisa-light" technology. Built-in LED driver 220-240V 50-60Hz, with 17 CREE XP-G2 LED. IP67 rating.



light source	light beam options	lumen output (lm)	lumin. efficacy (lm/w)
<b>3000°K warm-white</b>			
high-power led	15°	1.896	90.3
high-power led	35°	1.802	85.82
high-power led	55°	1.712	81.52
<b>4000°K neutral-white</b>			
high-power led	15°	1.976	94.11
high-power led	35°	1.877	89.39
high-power led	55°	1.783	84.90

**Finish color options:**

- Textured Grey RAL 9006
- Anthracite Grey RAL 7016
- Matt Black (on request)

**Technical features**





**Available on request**



**Technical data**

Wattage	21 WATT
IP Rating	IP67
IK Rating	IK09
Material	High corrosion resistance extruded copper-free aluminium body and fixing arms
Coating	Polyester powder coating with phosphochromating pre-finish
Light source	NR. 17 x 1 W CREE "XP-G2" LED
Screws	Stainless steel
Static weight resistance	Max 5000 Kg
Transformer	Electronic power supply 220/240V 50/60Hz built-in
Gasket	Silicone rubber
Glass	Tempered
Optics	Special optics with "invisa-light" technology
Cable gland	Double PG9
Power cable	1 mt. neoprene power cable included
Gross weight	2,50 Kg

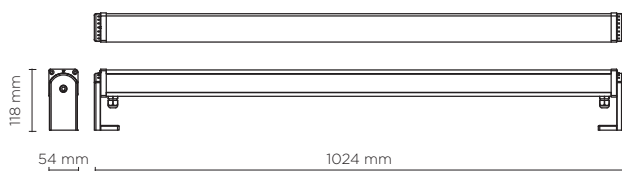




403006

## LINE-B SLIGHT 35 ARMS

Linear luminaire for outdoor installation on a façade/wall, length 1.000mm, Phosphochromatised and polyester powder coated extruded copper-free aluminium body, tempered safety glass, moulded silicone gaskets. Fixing system through two arms allowing product orientation. Special optics with "invisa-light" technology. Built-in LED driver 220-240V 50-60Hz, with 35 CREE XP-G2 LED. IP67 rating.



light source	light beam options	lumen output (lm)	lumin. efficacy (lm/w)
<b>3000°K warm-white</b>			
high-power led	15°	3.502	89.79
high-power led	35°	3.326	85.29
high-power led	55°	3.160	81.02
<b>4000°K neutral-white</b>			
high-power led	15°	3.648	93.54
high-power led	35°	3.465	88.86
high-power led	55°	3.283	84.18

### Finish color options:

- Textured Grey RAL 9006
- Anthracite Grey RAL 7016
- Matt Black (on request)

### Technical features





### Available on request



### Technical data

Wattage	39 WATT
IP Rating	IP67
IK Rating	IK09
Material	High corrosion resistance extruded copper-free aluminium body and fixing arms
Coating	Polyester powder coating with phosphochromating pre-finish
Light source	NR. 35 x 1 W CREE "XP-G2" LED
Screws	Stainless steel
Static weight resistance	Max 5000 Kg
Transformer	Electronic power supply 220/240V 50/60Hz built-in
Gasket	Silicone rubber
Glass	Tempered
Optics	Special optics with "invisa-light" technology
Cable gland	Double PG9
Power cable	1 mt. neoprene power cable included
Gross weight	4,00 Kg

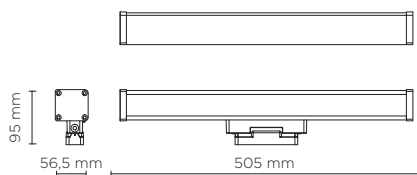




403007

## LINE-B SLIGHT 17 BASE

Linear luminaire for outdoor installation on a façade/wall, length 505mm, Phosphochromatised and polyester powder coated extruded copper-free aluminium body, tempered safety glass, moulded silicone gaskets. Fixing system through central base allowing product orientation. Special optics with "invisa-light" technology. Built-in LED driver 220-240V 50-60Hz, with 17 CREE XP-G2 LED. IP67 rating.



light source	light beam options	lumen output (lm)	lumin. efficacy (lm/w)
<b>3000°K warm-white</b>			
high-power led	15°	1.896	90.3
high-power led	35°	1.802	85.82
high-power led	55°	1.712	81.52
<b>4000°K neutral-white</b>			
high-power led	15°	1.976	94.11
high-power led	35°	1.877	89.39
high-power led	55°	1.783	84.90

### Finish color options:

- Textured Grey  
RAL 9006
- Anthracite Grey  
RAL 7016
- Matt Black  
(on request)

### Technical features

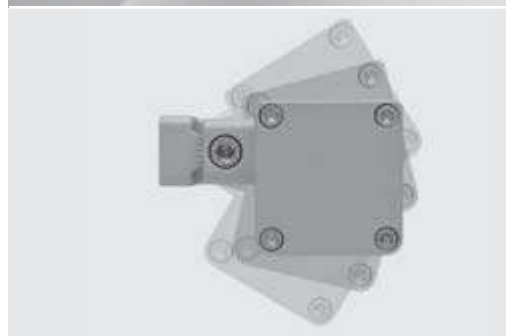


### Available on request



### Technical data

Wattage	21 WATT
IP Rating	IP67
IK Rating	IK09
Material	High corrosion resistance extruded copper-free aluminium body and fixing base
Coating	Polyester powder coating with phosphochromating pre-finish
Light source	NR. 17 x 1 W CREE "XP-G2" LED
Screws	Stainless steel
Static weight resistance	Max 5000 Kg
Transformer	Electronic power supply 220/240V 50/60Hz built-in
Gasket	Silicone rubber
Glass	Tempered
Optics	Special optics with "invisa-light" technology
Cable gland	Double PG9
Power cable	1 mt. neoprene power cable included
Gross weight	2,50 Kg

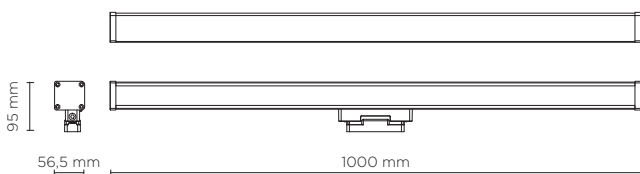




403008

## LINE-B SLIGHT 35 BASE

Linear luminaire for outdoor installation on a façade/wall, length 1.000mm, Phosphochromatised and polyester powder coated extruded copper-free aluminium body, tempered safety glass, moulded silicone gaskets. Fixing system through central base allowing product orientation. Special optics with "invisa-light" technology. Built-in LED driver 220-240V 50-60Hz, with 35 CREE XP-G2 LED. IP67 rating.



light source	light beam options	lumen output (lm)	lumin. efficacy (lm/w)
<b>3000°K warm-white</b>			
high-power led	15°	3.502	89.79
high-power led	35°	3.326	85.29
high-power led	55°	3.160	81.02
<b>4000°K neutral-white</b>			
high-power led	15°	3.648	93.54
high-power led	35°	3.465	88.86
high-power led	55°	3.283	84.18

### Finish color options:

- Textured Grey RAL 9006
- Anthracite Grey RAL 7016
- Matt Black (on request)

### Technical features




### Available on request



### Technical data

Wattage	39 WATT
IP Rating	IP67
IK Rating	IK09
Material	High corrosion resistance extruded copper-free aluminium body and base
Coating	Polyester powder coating with phosphochromating pre-finish
Light source	NR. 35 x 1 W CREE "XP-G2" LED
Screws	Stainless steel
Static weight resistance	Max 5000 Kg
Transformer	Electronic power supply 220/240V 50/60Hz built-in
Gasket	Silicone rubber
Glass	Tempered
Optics	Special optics with "invisa-light" technology
Cable gland	Double PG9
Power cable	1 mt. neoprene power cable included
Gross weight	4,00 Kg

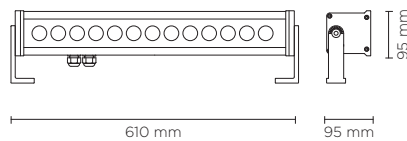




403003

## LINE-B 13

Linear luminaire for outdoor installation on a façade/wall, length 610mm. Phosphochromatised and polyester powder coated extruded copper-free aluminium body, tempered safety glass, moulded silicone gasket and stainless steel screws. Built-in LED driver 220-240V 50-60Hz, with 13 CREE XP-G3 LED. IP67 rating.



light source	light beam options	lumen output (lm)	lumin. efficacy (lm/w)
<b>3000°K warm-white</b>			
high-power led	10°	1.872	96.00
high-power led	30°	1.779	91.25
high-power led	45°	1.690	86.67
<b>4000°K neutral-white</b>			
high-power led	10°	1.950	100.00
high-power led	30°	1.853	95.00
high-power led	45°	1.760	90.25
<b>2700°K CCT available on request</b>			

### Finish color options:

-  Textured Grey RAL 9006
-  Anthracite Grey RAL 7016
-  Matt Black (on request)

### Technical features



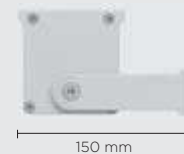
### Available on request



### Technical data

Wattage	19.5 WATT
IP Rating	IP67
IK Rating	IK10
Material	High corrosion resistance extruded copper-free aluminum body
Coating	Polyester powder coating with phosphochromating pre-finish
Light source	NR. 13 x 1.5W CREE "XP-G3" LED
Screws	Stainless steel
Transformer	Electronic power supply 220/240V 50/60Hz built-in
Gasket	Silicone rubber
Glass	Tempered
Cable gland	Double PG13.5
Power cable	1 mt. neoprene power cable included
Gross weight	4,30 Kg

### STANDARD BRACKET (INCLUDED)



ACO03: Extensible brackets for hydroline-b die-cast aluminum (option to be ordered separately)

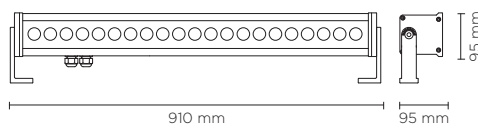




403004

## LINE-B 21

Linear luminaire for outdoor installation on a façade/wall, length 910mm. Phosphochromatised and polyester powder coated extruded copper-free aluminium body, tempered safety glass, moulded silicone gasket and stainless steel screws. Built-in LED driver 220-240V 50-60Hz, with 21 CREE XP-G3 LED. IP67 rating.



light source	light beam options	lumen output (lm)	lumin. efficacy (lm/w)
<b>3000°K warm-white</b>			
high-power led	10°	3.024	96.00
high-power led	30°	2.873	91.25
high-power led	45°	2.729	86.67
<b>4000°K neutral-white</b>			
high-power led	10°	3.150	100.00
high-power led	30°	2.993	95.00
high-power led	45°	2.843	90.25
<b>2700°K CCT</b> available on request			

### Finish color options:

- Textured Grey RAL 9006
- Anthracite Grey RAL 7016
- Matt Black (on request)

### Technical features



### Available on request



### Technical data

Wattage	31.5 WATT
IP Rating	IP67
IK Rating	IK10
Material	High corrosion resistance extruded copper-free aluminum body
Coating	Polyester powder coating with phosphochromating pre-finish
Light source	NR. 21 x 1.5W CREE "XP-G3" LED
Screws	Stainless steel
Transformer	Electronic power supply 220/240V 50/60Hz built-in
Gasket	Silicone rubber
Glass	Tempered
Cable gland	Double PG13.5
Power cable	1 mt. neoprene power cable included
Gross weight	6,50 Kg

### STANDARD BRACKET (INCLUDED)



ACO03: Extensible brackets for hydroline-b die-cast aluminum (option to be ordered separately)





402701-02-03-04

## GRAZER

Linear wall mounted luminaire for outdoor installation for façade/wall grazing, length 500 mm or 1.000mm.

Anodized extruded copper-free aluminium body, tempered safety glass, moulded silicone gasket and stainless steel screws.

Remote 24V DC driver needed, with 9 to 36 CREE LED.

IP66 rating.



### Technical features

IP66

IK08

CE

5  
YEARS



### Technical data

IP Rating	IP66
IK Rating	IK08
Material	Extruded aluminum
Remote driver	Constant voltage 24V DC
Gasket	Silicone rubber
Glass	Tempered
Power cable:	Input and output power cable for loop-in/loop-out installation, supplied with male and female connector

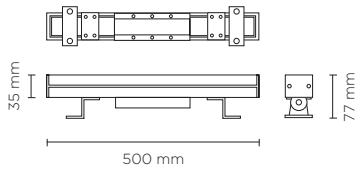


AC105  
Jumper cable 1 meter  
for single color  
(m+f connector)

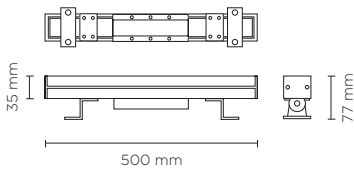
AC107  
Jumper cable 2 meters  
for single color  
(m+f connector)



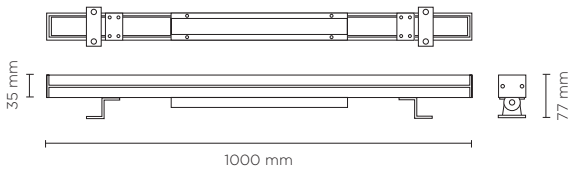




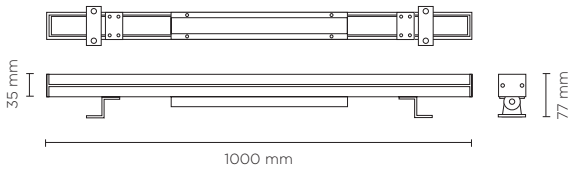
402701		GRAZER-9 500
light source	light beam options	lumen output (lm)
<b>3000°K warm-white</b>		
high-power led	8° / 20° / 30° / 60° / 15x30° / 10x60°	700
<b>4000°K neutral-white</b>		
high-power led	8° / 20° / 30° / 60° / 15x30° / 10x60°	720



402702		GRAZER-18 500
light source	light beam options	lumen output (lm)
<b>3000°K warm-white</b>		
high-power led	8° / 20° / 30° / 60° / 15x30° / 10x60°	1.400
<b>4000°K neutral-white</b>		
high-power led	8° / 20° / 30° / 60° / 15x30° / 10x60°	1.440



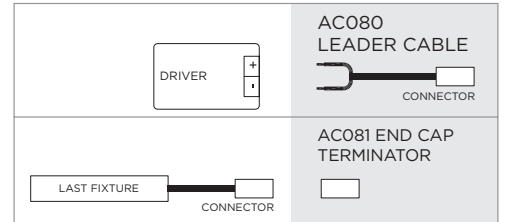
402703		GRAZER-18 1000
light source	light beam options	lumen output (lm)
<b>3000°K warm-white</b>		
high-power led	8° / 20° / 30° / 60° / 15x30° / 10x60°	1.400
<b>4000°K neutral-white</b>		
high-power led	8° / 20° / 30° / 60° / 15x30° / 10x60°	1.440



402704		GRAZER-36 1000
light source	light beam options	lumen output (lm)
<b>3000°K warm-white</b>		
high-power led	8° / 20° / 30° / 60° / 15x30° / 10x60°	2.820
<b>4000°K neutral-white</b>		
high-power led	8° / 20° / 30° / 60° / 15x30° / 10x60°	2.880

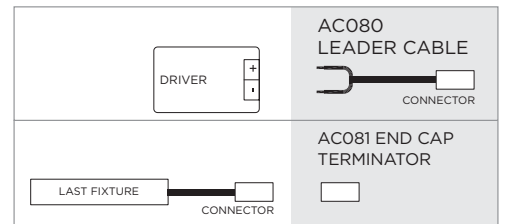
#### Technical data

Wattage	9 WATT
Voltage	24V DC
Length	500 mm
Light source	Nr. 9 CREE LED
Gross weight	2,00 Kg



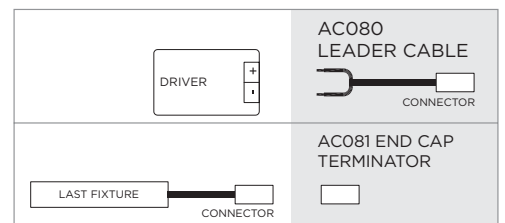
#### Technical data

Wattage	18 WATT
Voltage	24V DC
Length	500 mm
Light source	Nr. 18 CREE LED
Gross weight	2,00 Kg



#### Technical data

Wattage	18 WATT
Voltage	24V DC
Length	1.000 mm
Light source	Nr. 18 CREE LED
Gross weight	3,00 Kg



#### Technical data

Wattage	36 WATT
Voltage	24V DC
Length	1.000 mm
Light source	Nr. 36 CREE LED
Gross weight	3,00 Kg



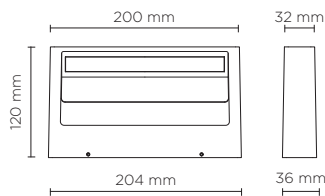
402401

# HORIZON MINI 01

Designed by  
PAOLO VILLA

Applique of rectangular shape for outdoor installation on a façade/wall, with single (1 side) light emission. Phospho-chromatised and polyester powder coated die-cast copper-free aluminium body, tempered frosted safety glass, moulded silicone gasket and stainless steel screws.

Built-in LED driver 220-240V 50-60Hz, with 10 mid-power CREE XH-G LED. IP65 rating.



## Technical features





## Technical data

Wattage	7 WATT
IP Rating	IP65
IK Rating	IK08
Material	High corrosion resistance die-cast copper-free aluminium body and fixing arms
Coating	Polyester powder coating with phosphochromating pre-finish
Light source	NR. 10 x CREE "XH-G" LED
Screws	Stainless steel
Transformer	Electronic power supply 220/240V 50/60Hz built-in
Gasket	Silicone rubber
Gross weight	1,50 Kg

light source*	light beam options	lumen output (lm)	lumin. efficacy (lm/w)
---------------	--------------------	-------------------	------------------------

3000°K warm-white

mid-power led	 mono directional  diffused	330	4714
---------------	--	-----	------

\* Other light colors available on request: Neutral-white

### Finish color options:

 Textured Grey RAL 9006	 Anthracite Grey RAL 7016	 Matt Black (on request)
--	---	--



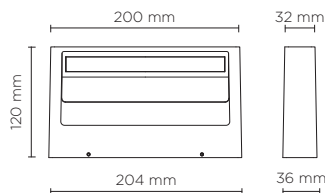


402402

# HORIZON MINI 02

Designed by  
PAOLO VILLA

Applique of rectangular shape for outdoor installation on a façade/wall, with double light emission (up/down). Phospho-chromatised and polyester powder coated die-cast copper-free aluminium body, tempered frosted safety glass, moulded silicone gasket and stainless steel screws. Built-in LED driver 220-240V 50-60Hz, with 20 mid-power CREE XH-G LED. IP65 rating.




## Technical features



## Technical data

Wattage	14 WATT
IP Rating	IP65
IK Rating	IK08
Material	High corrosion resistance die-cast copper-free aluminium body and fixing arms
Coating	Polyester powder coating with phosphochromating pre-finish
Light source	NR. 20 x CREE "XH-G" LED
Screws	Stainless steel
Transformer	Electronic power supply 220/240V 50/60Hz built-in
Gasket	Silicone rubber
Gross weight	1,50 Kg



light source*	light beam options	lumen output (lm)	lumin. efficacy (lm/w)
<b>3000°K warm-white</b>			
mid-power led	 bi-directional diffused	650	46.43

\* Other light colors available on request: Neutral-white

### Finish color options:





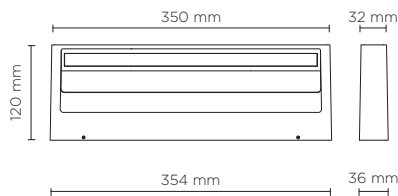


402403

# HORIZON MEDIUM 01



Designed by  
PAOLO VILLA

Applique of rectangular shape for outdoor installation on a façade/wall, with single (1 side) light emission. Phospho-chromatised and polyester powder coated die-cast copper-free aluminium body, tempered frosted safety glass, moulded silicone gasket and stainless steel screws. Built-in LED driver 220-240V 50-60Hz, with 21 mid-power CREE XH-G LED. IP65 rating.



light source*	light beam options	lumen output (lm)	lumin. efficacy (lm/w)
---------------	--------------------	-------------------	------------------------

3000°K warm-white

mid-power led	 mono directional  diffused	574	47,83
---------------	--	-----	-------

\* Other light colors available on request: Neutral-white

Finish color options:

 Textured Grey RAL 9006	 Anthracite Grey RAL 7016	 Matt Black (on request)
--	---	--

## Technical features



## Technical data

Wattage	12 WATT
IP Rating	IP65
IK Rating	IK08
Material	High corrosion resistance die-cast copper-free aluminium body and fixing arms
Coating	Polyester powder coating with phosphochromating pre-finish
Light source	NR. 21 x CREE "XH-G" LED
Screws	Stainless steel
Transformer	Electronic power supply 220/240V 50/60Hz built-in
Gasket	Silicone rubber
Gross weight	1,50 Kg






402404

# HORIZON MEDIUM 02

Designed by  
PAOLO VILLA

Applique of rectangular shape for outdoor installation on a façade/wall, with double light emission (up/down). Phospho-chromatised and polyester powder coated die-cast copper-free aluminium body, tempered frosted safety glass, moulded silicone gasket and stainless steel screws. Built-in LED driver 220-240V 50-60Hz, with 42 mid-power CREE XH-G LED. IP65 rating.



## Technical features



## Technical data

Wattage	23 WATT
IP Rating	IP65
IK Rating	IK08
Material	High corrosion resistance die-cast copper-free aluminium body and fixing arms
Coating	Polyester powder coating with phosphochromating pre-finish
Light source	NR. 42 x CREE "XH-G" LED
Screws	Stainless steel
Transformer	Electronic power supply 220/240V 50/60Hz built-in
Gasket	Silicone rubber
Gross weight	3,00 Kg

light source*	light beam options	lumen output (lm)	lumin. efficacy (lm/w)
---------------	--------------------	-------------------	------------------------

3000°K warm-white

mid-power led	 bi-directional diffused	1.204	52,35
---------------	---	-------	-------

\* Other light colors available on request: Neutral-white

### Finish color options:

 Textured Grey RAL 9006	 Anthracite Grey RAL 7016	 Matt Black (on request)
---	--	---



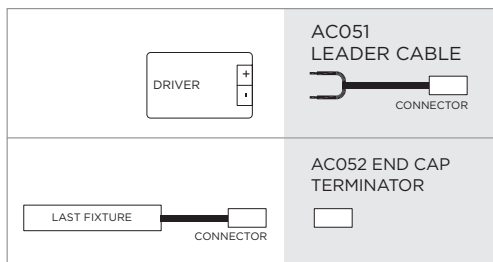
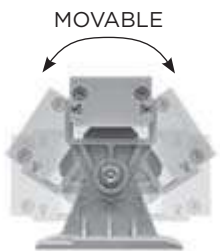
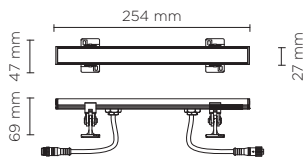




406008

# TARGET 250

254 mm LED bar for outdoor installation on a wall; installation with two fixing holders, adjustable through 180°. Anodized aluminium body, tempered safety glass and stainless steel screws. Double power cable with male/female quick couplings included, suitable for in-line installation. Remote driver 24V DC needed. With nr. 6 x 0.5W Nichia mid-power LED. IP65 rating.



light source	light beam options	lumen output (lm)	lumin. efficacy (lm/w)
<b>3000°K warm-white</b>			
mid power led	40°	255	85

**Finish color options:**

Textured Grey RAL 9006

**remote driver selection**


brand	manufacturer code	type	watt	IP rate	numbers of fixtures
Meanwell	LPV-20-24	constant voltage 24V DC	20W	IP67	min 1 - max 5
Meanwell	LPV-35-24	constant voltage 24V DC	35W	IP67	min 1 - max 10
Meanwell	LPV-60-24	constant voltage 24V DC	60W	IP67	min 1 - max 16

**Technical features**



**Technical data**

Wattage	3 WATT
IP Rating	IP65
IK Rating	IK07
Material	Anodized aluminum silver finish
Light source	NR. 6 x 0.5W Nichia mid-power LED
Screws	Stainless steel
Transformer	Remote 24V DC driver needed
Adjustable	through 180 degrees
Cable	Double power cables included, supplied with male/female quick coupling for in-line installation
Glass	Tempered, 23 mm thickness
Gasket	Silicone rubber
Gross weight	0,20 Kg



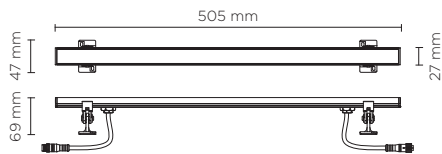




406006

## TARGET 500

505 mm LED bar for outdoor installation on a wall; installation with two fixing holders, adjustable through 180°. Anodized aluminium body, tempered safety glass and stainless steel screws. Double power cable with male/female quick couplings included, suitable for in-line installation. Remote driver 24V DC needed. With nr. 12 x 0.5W Nichia mid-power LED. IP65 rating.

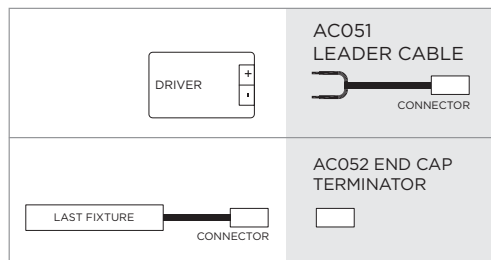
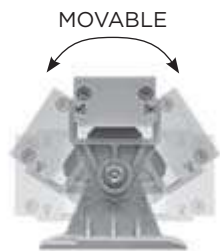



### Technical features



### Technical data

Wattage	6 WATT
IP Rating	IP65
IK Rating	IK07
Material	Anodized aluminum silver finish
Light source	NR. 12 x 0.5W Nichia mid-power LED
Screws	Stainless steel
Transformer	Remote 24V DC driver needed
Adjustable	through 180 degrees
Cable	Double power cables included, supplied with male/female quick coupling for in-line installation
Glass	Tempered, 23 mm thickness
Gasket	Silicone rubber
Gross weight	0,30 Kg



light source	light beam options	lumen output (lm)	lumin. efficacy (lm/w)
<b>3000°K warm-white</b>			
mid power led	40°	510	85

### Finish color options:

Textured Grey RAL 9006

### remote driver selection

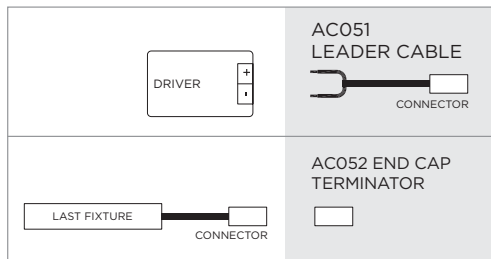
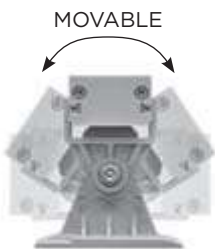
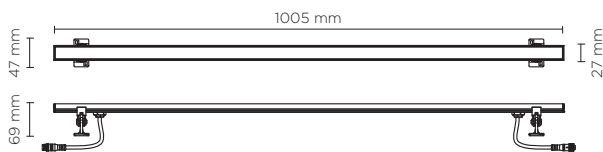
brand	manufacturer code	type	watt	IP rate	numbers of fixtures
Meanwell	LPV-20-24	constant voltage 24V DC	20W	IP67	min 1 - max 3
Meanwell	LPV-35-24	constant voltage 24V DC	35W	IP67	min 1 - max 5
Meanwell	LPV-60-24	constant voltage 24V DC	60W	IP67	min 1 - max 9



406007

# TARGET 1000

1.005 mm LED bar for outdoor installation on a wall; installation with two fixing holders, adjustable through 180°. Anodized aluminium body, tempered safety glass and stainless steel screws. Double power cable with male/female quick couplings included, suitable for in-line installation. Remote driver 24V DC needed. With nr. 24 x 0.5W Nichia mid-power LED. IP65 rating.



light source	light beam options	lumen output (lm)	lumin. efficacy (lm/w)
--------------	--------------------	-------------------	------------------------

3000°K warm-white

mid power led	40°	1.020	85
---------------	-----	-------	----

Finish color options:

Textured Grey  
RAL 9006

remote driver selection

brand	manufacturer code	type	watt	IP rate	numbers of fixtures
Meanwell	LPV-20-24	constant voltage 24V DC	20W	IP67	1
Meanwell	LPV-35-24	constant voltage 24V DC	35W	IP67	min 1 - max 2
Meanwell	LPV-60-24	constant voltage 24V DC	60W	IP67	min 1 - max 4
Meanwell	LPV-100-24	constant voltage 24V DC	100W	IP67	min 1 - max 8

## Technical features



## Technical data

Wattage	12 WATT
IP Rating	IP65
IK Rating	IK07
Material	Anodized aluminum silver finish
Light source	NR. 24 x 0.5W Nichia mid-power LED
Screws	Stainless steel
Transformer	Remote 24V DC driver needed
Adjustable	through 180 degrees
Cable	Double power cables included, supplied with male/female quick coupling for in-line installation
Glass	Tempered, 23 mm thickness
Gasket	Silicone rubber
Gross weight	0,50 Kg







# WALL RECESSED

luminaire	lumen package	page
505000 NANOSTEP	50 - 863	404
504000 SURF RECESS	350 - 1.020	414
503000 LINE STEP	1.000 - 2.000	420
502000 STEP	60 - 410	422



505001

# NANOSTEP ROUND XXS

Round shape wall-recessed luminaire for outdoor installation. Body and frontal cover in hard anodized aluminum with phospho-chromatised and polyester powder coating, tempered safety glass, moulded silicone gasket. Asymmetrical light distribution. Remote constant current 350mA driver needed, with 1 CREE XP-G2 LED. IP68 rating.

light source	light beam options	lumen output (lm)	lumin. efficacy (lm/w)
<b>2700°K warm-white</b>			
high-power led	15°	65	65.00
high-power led	30°	55	55.00
high-power led	45°	50	50.00
<b>3000°K warm-white</b>			
high-power led	15°	70	70.00
high-power led	30°	60	60.00
high-power led	45°	55	55.00
<b>4000°K neutral-white</b>			
high-power led	15°	80	80.00
high-power led	30°	70	70.00
high-power led	45°	65	65.00

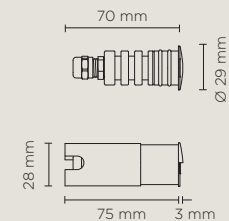
### Finish color options:

- Textured Grey  
RAL 9006
- Anthracite Grey  
RAL 7016
- Matt Black  
(on request)

### remote driver selection

brand	manufacturer code	type	watt	IP rate	numbers of fixtures
ALVIT Italy	AL1435S-IP	constant current 350mA	14W	IP67	min 1 - max 8
Meanwell	LPC-20-350	constant current 350mA	16.8W	IP67	min 4 - max 12

### Technical features



### Technical data

Wattage	1 WATT
IP Rating	IP68
IK Rating	IK08
Material	Hard anodized aluminium body and trim
Coating	Polyester powder coating with phosphochromating pre-finish
Light source	Nr. 1 CREE XP-G2 LED
Remote driver	Constant current 350 mA
Gasket	Silicone rubber
Glass	Tempered
Cable gland	M12
Power cable	0.3 mt. neoprene power cable included
Gross weight	0,50 Kg



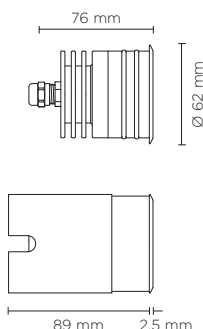




505002

## NANOSTEP ROUND XS

Round shape wall-recessed luminaire for outdoor installation. Body and frontal cover in hard anodized aluminum with phosphochromatised and polyester powder coating, tempered safety glass, moulded silicone gasket. Asymmetrical oval wide light distribution. Remote constant current max 700mA driver needed, with 1 CREE XP-L LED. IP68 rating.



### 350 mA - LED POWER 1.2W

light source	light beam options	lumen output (lm)	lumin. efficacy (lm/w)
<b>2700°K warm-white</b>			
high-power led	8°	130	108.33
high-power led	40°	120	100.00
<b>3000°K warm-white</b>			
high-power led	8°	135	112.50
high-power led	40°	125	104.17
<b>4000°K neutral-white</b>			
high-power led	8°	145	120.83
high-power led	40°	135	112.50

### Finish color options:



### Technical features









### Technical data







Wattage	MAX 2.5 WATT
IP Rating	IP68
IK Rating	IK08
Material	Hard anodized aluminum body and trim
Coating	Polyester powder coating with phosphochromating pre-finish
IK Rating	1 x CREE XP-L LED
Screws	Stainless steel
Remote driver	Constant current max 700mA
Gasket	Silicone rubber
Glass	Tempered
Cable gland	M12
Power cable	0.3 mt. power cable included
Gross weight	1,00 Kg



#### 500 mA - LED POWER 1.7W

light source	light beam options	lumen output (lm)	lumin. efficacy (lm/w)
<b>2700°K warm-white</b>			
high-power led	 8°	184	108.33
high-power led	 40°	170	100.00
<b>3000°K warm-white</b>			
high-power led	 8°	191	112.50
high-power led	 40°	177	104.17
<b>4000°K neutral-white</b>			
high-power led	 8°	205	120.83
high-power led	 40°	191	112.50

#### 700 mA - LED POWER 2.5W

light source	light beam options	lumen output (lm)	lumin. efficacy (lm/w)
<b>2700°K warm-white</b>			
high-power led	 8°	271	108.33
high-power led	 40°	250	100.00
<b>3000°K warm-white</b>			
high-power led	 8°	281	112.50
high-power led	 40°	260	104.17
<b>4000°K neutral-white</b>			
high-power led	 8°	302	120.83
high-power led	 40°	281	112.50



#### remote driver selection

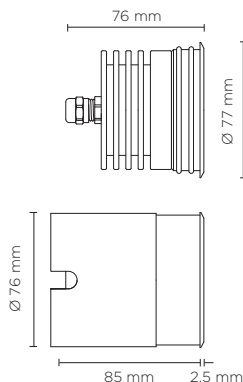
brand	manufacturer code	type	watt	IP rate	numbers of fixtures
ALVIT Italy	AL1435S-IP	constant current 350mA	14W	IP67	min 1 - max 8
ALVIT Italy	AL1450S-IP	constant current 500mA	14W	IP67	min 1 - max 6
ALVIT Italy	AL1470S-IP	constant current 700mA	14W	IP67	min 1 - max 4






505003

# NANOSTEP ROUND

Round shape wall-recessed luminaire for outdoor installation. Body and frontal cover in hard anodized aluminum with phospho-chromatised and polyester powder coating, tempered safety glass, moulded silicone gasket. Asymmetrical oval wide light distribution. Remote constant current max 700mA driver needed, with 1 CREE XHP35 LED. IP68 rating.



## 350 mA - LED POWER 5W

light source	light beam options	lumen output (lm)	lumin. efficacy (lm/w)
<b>2700°K warm-white</b>			
high-power led	 8°x35° ELLIPTICAL	460	92.00
<b>3000°K warm-white</b>			
high-power led	 8°x35° ELLIPTICAL	474	94.80
<b>4000°K neutral-white</b>			
high-power led	 8°x35° ELLIPTICAL	484	96.80

## Finish color options:

-  Textured Grey RAL 9006
-  Anthracite Grey RAL 7016
-  Matt Black (on request)

## Technical features






## Technical data




Wattage	MAX 10 WATT
IP Rating	IP68
IK Rating	IK08
Material	Hard anodized aluminum body and trim
Coating	Polyester powder coating with phosphochromating pre-finish
IK Rating	1 x CREE XHP35 LED
Screws	Stainless steel
Remote driver	Constant current max 700mA
Gasket	Silicone rubber
Glass	Tempered
Cable gland	M12
Power cable	0.3 mt. power cable included
Gross weight	1,30 Kg



**500 mA - LED POWER 8W**

light source	light beam options	lumen output (lm)	lumin. efficacy (lm/w)
<b>2700°K warm-white</b>			
high-power led	 8°x35° ELLIPTICAL	622	77.75
<b>3000°K warm-white</b>			
high-power led	 8°x35° ELLIPTICAL	642	80.25
<b>4000°K neutral-white</b>			
high-power led	 8°x35° ELLIPTICAL	656	82.00

**700 mA - LED POWER 10W**

light source	light beam options	lumen output (lm)	lumin. efficacy (lm/w)
<b>2700°K warm-white</b>			
high-power led	 8°x35° ELLIPTICAL	836	83.60
<b>3000°K warm-white</b>			
high-power led	 8°x35° ELLIPTICAL	846	84.60
<b>4000°K neutral-white</b>			
high-power led	 8°x35° ELLIPTICAL	863	86.30

**remote driver selection**

brand	manufacturer code	type	watt	IP rate	numbers of fixtures
ALVIT Italy	AL1435S-IP	constant current 350mA	14W	IP67	min 1 - max 2
ALVIT Italy	AL1450S-IP	constant current 500mA	14W	IP67	1
ALVIT Italy	AL1470S-IP	constant current 700mA	14W	IP67	1
TCI Italy	152014/350	constant current 350mA	17W	IP68	min 1 - max 3
TCI Italy	152014/500	constant current 500mA	24W	IP68	min 1 - max 3
TCI Italy	152014/700	constant current 700mA	30W	IP68	min 1 - max 3

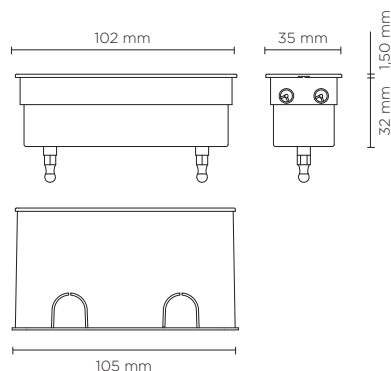







505004

## NANOSTEP LINEAR

Linear shape wall-recessed luminaire for outdoor installation. Body and frontal cover in hard anodized aluminum with phospho-chromatised and polyester powder coating, tempered safety glass, moulded silicone gasket. Asymmetrical oval wide light distribution. Remote constant current max 700mA driver needed, with 3 CREE XP-G2 LED. IP68 rating.



### 350 mA - LED POWER 3W

light source	light beam options	lumen output (lm)	lumin. efficacy (lm/w)
<b>2700°K warm-white</b>			
high-power led	 10°x45° ELLIPTICAL	278	92.80
<b>3000°K warm-white</b>			
high-power led	 10°x45° ELLIPTICAL	284	94.80
<b>4000°K neutral-white</b>			
high-power led	 10°x45° ELLIPTICAL	290	96.80

### Finish color options:



### Technical features






### Technical data




Wattage	MAX 6 WATT
IP Rating	IP68
IK Rating	IK08
Material	Hard anodized aluminum
Coating	Polyester powder coating with phosphochromating pre-finish
Light Source	3 x CREE XP-G2 LED
Screws	Stainless steel
Transformer	Electrical power supply 220/240V 50/60Hz built-in
Glass	Tempered
Power cable	0.3 mt. power cable included
Gross weight	0,50 Kg



**500 mA - LED POWER 4.5W**

light source	light beam options	lumen output (lm)	lumin. efficacy (lm/w)
<b>2700°K warm-white</b>			
high-power led	 10°x45° ELLIPTICAL	350	77.75
<b>3000°K warm-white</b>			
high-power led	 10°x45° ELLIPTICAL	360	80.25
<b>4000°K neutral-white</b>			
high-power led	 10°x45° ELLIPTICAL	369	82.00

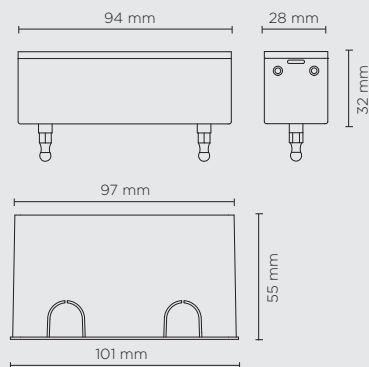

**700 mA - LED POWER**

light source	light beam options	lumen output (lm)	lumin. efficacy (lm/w)
<b>2700°K warm-white</b>			
high-power led	 10°x45° ELLIPTICAL	501	83.60
<b>3000°K warm-white</b>			
high-power led	 10°x45° ELLIPTICAL	507	84.60
<b>4000°K neutral-white</b>			
high-power led	 10°x45° ELLIPTICAL	518	86.30

**505005**

# NANOSTEP LINEAR TRIMLESS

Trimless version, all other details are same as model 505004




**remote driver selection**

brand	manufacturer code	type	watt	IP rate	numbers of fixtures
ALVIT Italy	AL1435S-IP	constant current 350mA	14W	IP67	min 1 - max 4
ALVIT Italy	AL1450S-IP	constant current 500mA	14W	IP67	min 1 - max 3
ALVIT Italy	AL1470S-IP	constant current 700mA	14W	IP67	min 1 - max 2
TCI Italy	152014/350	constant current 350mA	17W	IP68	min 1 - max 5
TCI Italy	152014/500	constant current 500mA	24W	IP68	min 1 - max 5
TCI Italy	152014/700	constant current 700mA	30W	IP68	min 1 - max 4



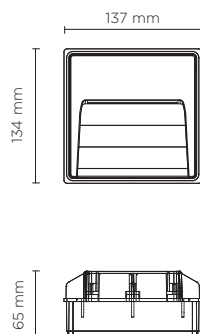






504001

# SURF RECESS MINI

Square wall-recessed luminaire for outdoor installation, phospho-chromatised and polyester powder coated extruded copper-free aluminium body, tempered frosted glass diffuser, moulded silicone gaskets, polypropylene housing for recess. Built-in LED driver 220-240V 50-60Hz, with 6 CREE XH-G mid-power LED. IP65 rating.



light source	light beam options	lumen output (lm)	lumin. efficacy (lm/w)
<b>3000°K warm-white</b>			
mid power led	 floor washer 180°	350	87.50
<b>4000°K neutral-white</b>			
mid power led	 floor washer 180°	360	90.00
<b>2700°K CCT</b> available on request			

### Finish color options:

-  Textured Grey RAL 9006
-  Anthracite Grey RAL 7016
-  Matt Black (on request)

### Technical features




### Technical data

Wattage	4 WATT
IP Rating	IP65
IK Rating	IK08
Material	High corrosion resistance die-cast copper-free aluminum body
Coating	Polyester powder coating with phosphochromating pre-finish
Light source	NR. 6 x CREE XH-G LED
Screws	Stainless steel
Transformer	Electrical power supply 220/240V 50/60Hz built-in
Gasket	Silicone rubber
Glass	Tempered
Cable gland	M12 rubber grommet
Power cable	0.10 mt power cable included
Gross weight	0,70 Kg
Included	Polypropylene housing for recess





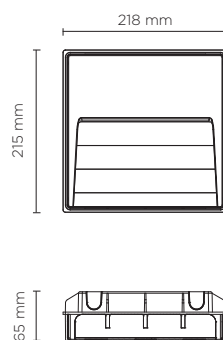






504002

## SURF RECESS MEDIUM

Square wall-recessed luminaire for outdoor installation, phospho-chromatised and polyester powder coated extruded copper-free aluminium body, tempered frosted glass diffuser, moulded silicone gaskets, polypropylene housing for recess. Built-in LED driver 220-240V 50-60Hz, with 14 CREE XH-G mid-power LED. IP65 rating.



light source	light beam options	lumen output (lm)	lumin. efficacy (lm/w)
<b>3000°K warm-white</b>			
mid power led	 floor washer 180°	650	81.25
<b>4000°K neutral-white</b>			
mid power led	 floor washer 180°	660	82.50
<b>2700°K CCT</b> available on request			

### Finish color options:

-  Textured Grey RAL 9006
-  Anthracite Grey RAL 7016
-  Matt Black (on request)


### Technical features



### Technical data

Wattage	8 WATT
IP Rating	IP65
IK Rating	IK08
Material	High corrosion resistance die-cast copper-free aluminum body
Coating	Polyester powder coating with phosphochromating pre-finish
Light source	NR. 14 x CREE XH-G LED
Screws	Stainless steel
Transformer	Electrical power supply 220/240V 50/60Hz built-in
Gasket	Silicone rubber
Glass	Tempered
Cable gland	M16 rubber grommet
Power cable	0.10 mt power cable included
Gross weight	1,50 Kg
Included	Polypropylene housing for recess

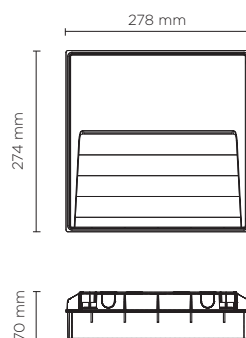






504003

# SURF RECESS MAXI

Square wall-recessed luminaire for outdoor installation, phospho-chromatised and polyester powder coated extruded copper-free aluminium body, tempered frosted glass diffuser, moulded silicone gaskets, polypropylene housing for recess. Built-in LED driver 220-240V 50-60Hz, with 21 CREE XH-G mid-power LED. IP65 rating.



light source	light beam options	lumen output (lm)	lumin. efficacy (lm/w)
<b>3000°K warm-white</b>			
mid power led	 floor washer 180°	1.000	71.42
<b>4000°K neutral-white</b>			
mid power led	 floor washer 180°	1.020	72.86
<b>2700°K CCT</b> available on request			

### Finish color options:

-  Textured Grey RAL 9006
-  Anthracite Grey RAL 7016
-  Matt Black (on request)

### Technical features




### Technical data

Wattage	14 WATT
IP Rating	IP65
IK Rating	IK08
Material	High corrosion resistance die-cast copper-free aluminum body
Coating	Polyester powder coating with phosphochromating pre-finish
Light source	NR. 21 x CREE XH-G LED
Screws	Stainless steel
Transformer	Electrical power supply 220/240V 50/60Hz built-in
Gasket	Silicone rubber
Glass	Tempered
Cable gland	M16 rubber grommet
Power cable	0.10 mt power cable included
Gross weight	2,10 Kg
Included	Polypropylene housing for recess





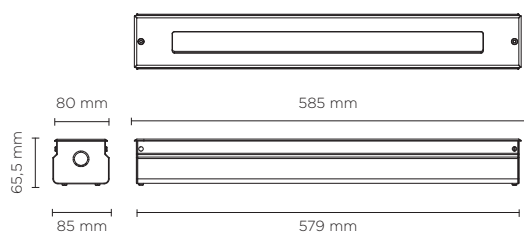




503001

## LINE STEP 01

Linear wall-recessed luminaire for outdoor installation, length 500mm, Phosphochromatised and polyester powder coated extruded copper-free aluminium body and stainless steel AISI 304 frame, tempered frosted glass diffuser, moulded silicone gaskets, stainless steel recessing sleeve. Asymmetrical light distribution. Built-in LED driver 220-240V 50-60Hz, with 28 CREE XH-G mid-power LED. IP67 rating.



### Technical features




### Technical data

Wattage	17 WATT
IP Rating	IP67
IK Rating	IK09
Material	High corrosion resistance extruded copper-free aluminum body
Coating	Polyester powder coating with phosphochromating pre-finish
Trim	Stainless steel AISI 304
Light source	NR. 28 CREE XH-G mid-power LED
Screws	Stainless steel
Recessing sleeve	Stainless steel
Transformer	Electronic power supply 220/240V 50/60Hz built-in
Cable gland	Double PG9
Gasket	Silicone rubber
Glass	Tempered frosted diffuser
Power cable	1 mt. neoprene power cable included
Gross weight	4,00 Kg

light source	light beam options	lumen output (lm)	lumin. efficacy (lm/w)
<b>3000°K warm-white</b>			
mid power led	asymm 120°	1.000	58.82

#### Finish color options:

 Stainless Steel

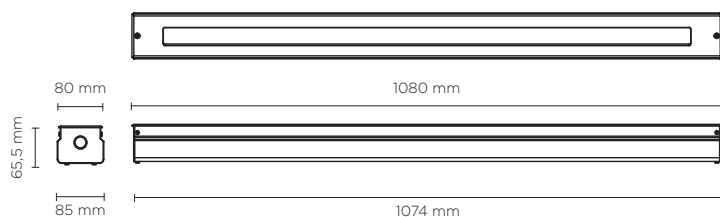




503002


## LINE STEP 02

Linear ground-recessed luminaire for outdoor installation, length 1.000mm, Phosphochromatised and polyester powder coated extruded copper-free aluminium body and stainless steel AISI 304 frame, tempered frosted glass diffuser, moulded silicone gaskets, stainless steel recessing sleeve. Asymmetrical light distribution. Built-in LED driver 220-240V 50-60Hz, with 56 CREE XH-G mid-power LED. IP67 rating.



light source	light beam options	lumen output (lm)	lumin. efficacy (lm/w)
<b>3000°K warm-white</b>			
mid power led	asymm 120°	2.000	58.82

### Finish color options:

 Stainless Steel


### Technical features



### Technical data

Wattage	34 WATT
IP Rating	IP67
IK Rating	IK09
Material	High corrosion resistance extruded copper-free aluminum body
Coating	Polyester powder coating with phosphochromating pre-finish
Trim	Stainless steel AISI 304
Light source	NR. 56 CREE XH-G mid-power LED
Screws	Stainless steel
Recessing sleeve	Stainless steel
Transformer	Electronic power supply 220/240V 50/60Hz built-in
Cable gland	Double PG9
Gasket	Silicone rubber
Glass	Tempered frosted diffuser
Power cable	1 mt. neoprene power cable included
Gross weight	7,00 Kg

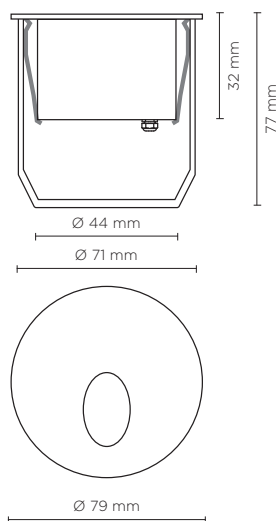





502014

## STEP TONDO T 03

Recessed round steplight for outdoor installation in the wall, stainless steel AISI 316 body and frame, tempered safety glass, moulded silicone gasket and stainless steel screws. Built-in LED driver 220-240V 50-60Hz, with 1 high-power CREE LED. IP65 rating.



light source	light beam options	lumen output (lm)	lumin. efficacy (lm/w)
<b>3000°K warm-white</b>			
high-power led	 80° asymmetric	60	60.00

### Finish color options:

 Textured Grey  
RAL 9006

### Technical features



### Technical data

Wattage	1 WATT
IP Rating	IP65
IK Rating	IK07
Body and frame	Stainless Steel AISI 316
Light source	NR. 1 x 1W CREE LED
Screws	Stainless steel
Transformer	Electronic power supply 220/240V 50/60Hz built-in
Cable	0.2 mt. neoprene power cable included
Gasket	Silicone rubber
Glass	Tempered
Gross weight	0,60 Kg
Included	Polypropilene recessing box



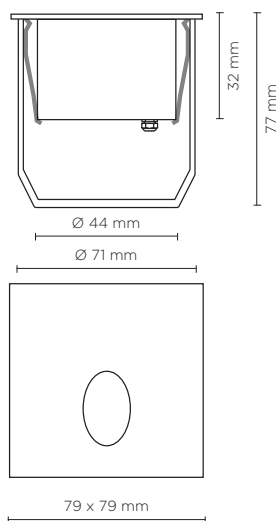




502015

## STEP QUADRO Q 03

Recessed square steplight for outdoor installation in the wall, stainless steel AISI 316 body and frame, tempered safety glass, moulded silicone gasket and stainless steel screws. Built-in LED driver 220-240V 50-60Hz, with 1 high-power CREE LED. IP65 rating.



light source	light beam options	lumen output (lm)	lumin. efficacy (lm/w)
<b>3000°K warm-white</b>			
high-power led	80° asymmetric	60	60.00

### Finish color options:

 Textured Grey  
RAL 9006

### Technical features

IP65

IK07

CE


5 YEARS



### Technical data

Wattage	1 WATT
IP Rating	IP65
IK Rating	IK07
Body and frame	Stainless Steel AISI 316
Light source	NR. 1 x 1W CREE LED
Screws	Stainless steel
Transformer	Electronic power supply 220/240V 50/60Hz built-in
Cable	0.2 mt. neoprene power cable included
Gasket	Silicone rubber
Glass	Tempered
Gross weight	0,60 Kg
Included	Polypropilene recessing box

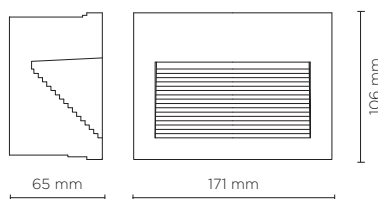




502018

## STEP QUADRO Q 04

Recessed linear steplight for outdoor installation in the wall, phospho-chromatised and polyester powder coated die-cast copper-free aluminium body and frame, tempered frosted glass diffuser, polypropilene housing for recess, moulded silicone gasket and stainless steel screws. Built-in LED driver 220-240V 50-60Hz, with 24 low-power SMD3528 LED. IP65 rating.



light source	light beam options	lumen output (lm)	lumin. efficacy (lm/w)
<b>3000°K warm-white</b>			
SMD3528	120°	70	23.33

### Finish color options:

 Textured Grey  
RAL 9006


### Technical features



### Technical data

Wattage	3 WATT
IP Rating	IP65
IK Rating	IK08
Material	High corrosion resistance die-cast copper-free aluminum body and frame
Coating	Polyester powder coating with phosphocromating pre-finish
Light source	NR. 24 x SMD3528 LED
Screws	Stainless steel
Transformer	Electronic power supply 220/240V 50/60Hz built-in
Cable	0.50 mt. neoprene power cable included
Gasket	Silicone rubber
Glass	Tempered
Gross weight	0,85 Kg
Included	Polypropilene recessing box

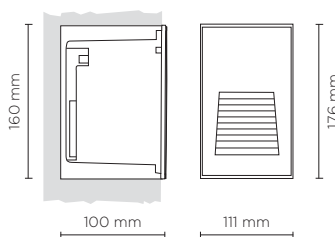





502019

## STEP QUADRO Q 06

Recessed linear steplight for outdoor installation in the wall, phospho-chromatised and polyester powder coated die-cast copper-free aluminium body and frame, tempered frosted glass diffuser, polypropilene housing for recess, moulded silicone gasket and stainless steel screws. Built-in LED driver 220-240V 50-60Hz, with 24 low-power SMD3528 LED. IP65 rating.



light source	light beam options	lumen output (lm)	lumin. efficacy (lm/w)
<b>3000°K warm-white</b>			
SMD3528	 120°	50	25.00

### Finish color options:

 Textured Grey  
RAL 9006


### Technical features



### Technical data

Wattage	2 WATT
IP Rating	IP65
IK Rating	IK08
Material	High corrosion resistance die-cast copper-free aluminum body and frame
Coating	Polyester powder coating with phosphocromating pre-finish
Light source	NR. 18 x SMD3528 LED
Screws	Stainless steel
Transformer	Electronic power supply 220/240V 50/60Hz built-in
Cable	0.50 mt. neoprene power cable included
Gasket	Silicone rubber
Glass	Tempered
Gross weight	0,90 Kg
Included	Polypropilene recessing box

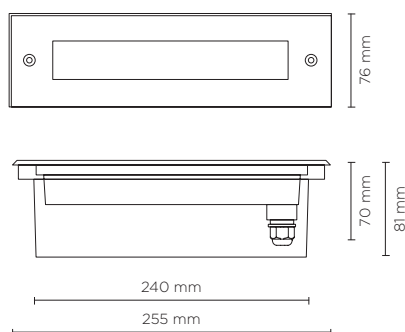




502010

## STEP LINEAR 01

Recessed linear steplight for outdoor installation in the wall, phospho-chromatised and polyester powder coated die-cast copper-free aluminium body, stainless steel frame, tempered frosted glass diffuser, polypropilene housing for recess, moulded silicone gasket and stainless steel screws. Built-in LED driver 220-240V 50-60Hz, with 54 low-power SMD3528 LED. IP65 rating.



light source	light beam options	lumen output (lm)	lumin. efficacy (lm/w)
<b>3000°K warm-white</b>			
SMD3528	100°	140	20.00

### Finish color options:

Stainless Steel

### Technical features



### Technical data

Wattage	7 WATT
IP Rating	IP65
IK Rating	IK08
Material	High corrosion resistance die-cast copper-free aluminum body
Coating	Polyester powder coating with phosphochromating pre-finish
Frame	Stainless Steel AISI 304
Light source	NR. 54 x SMD3528 LED
Screws	Stainless steel
Transformer	Electronic power supply 220/240V 50/60Hz built-in
Cable	0.5 mt. neoprene power cable included
Gasket	Silicone rubber
Glass	Tempered safety fully frosted
Gross weight	1,20 Kg
Included	Polypropilene recessing box

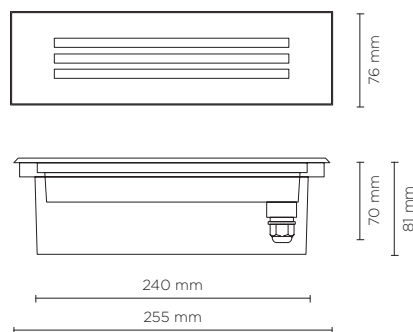




502011

## STEP LINEAR 02

Recessed linear steplight for outdoor installation in the wall, phospho-chromatised and polyester powder coated die-cast copper-free aluminium body, stainless steel frame and grid, tempered frosted glass diffuser, polypropilene housing for recess, moulded silicone gasket and stainless steel screws. Built-in LED driver 220-240V 50-60Hz, with 54 low-power SMD3528 LED. IP65 rating.



light source	light beam options	lumen output (lm)	lumin. efficacy (lm/w)
<b>3000°K warm-white</b>			
SMD3528	100°	80	11.43

### Finish color options:

 Stainless Steel

### Technical features



### Technical data

Wattage	7 WATT
IP Rating	IP65
IK Rating	IK08
Material	High corrosion resistance die-cast copper-free aluminum body
Coating	Polyester powder coating with phosphochromating pre-finish
Frame	Stainless Steel AISI 304
Light source	NR. 54 x SMD3528 LED
Screws	Stainless steel
Transformer	Electronic power supply 220/240V 50/60Hz built-in
Cable	0.5 mt. neoprene power cable included
Gasket	Silicone rubber
Glass	Tempered safety fully frosted
Gross weight	1,20 Kg
Included	Polypropilene recessing box

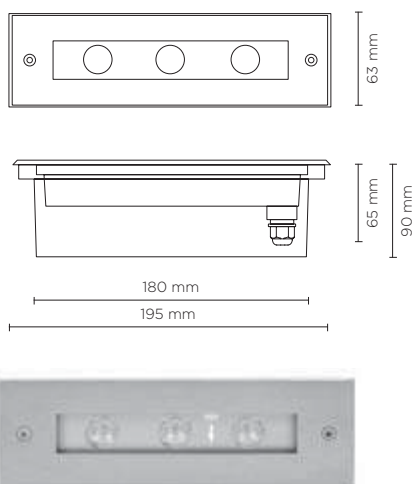




502012

## STEP LINEAR 03

Recessed linear steplight for outdoor installation in the wall, asymmetrical light distribution, phospho-chromatised and polyester powder coated die-cast copper-free aluminium body, stainless steel frame, tempered clear glass, polypropilene housing for recess, moulded silicone gasket and stainless steel screws. Built-in LED driver 220-240V 50-60Hz, with 3 high-power OSRAM LED. IP65 rating.



light source	light beam options	lumen output (lm)	lumin. efficacy (lm/w)
<b>3000°K warm-white</b>			
high power led	45° x 35° asymmetric	230	76.67

### Finish color options:

Stainless Steel

### Technical features



### Technical data

Wattage	3 WATT
IP Rating	IP65
IK Rating	IK08
Material	High corrosion resistance die-cast copper-free aluminum body
Coating	Polyester powder coating with phosphochromating pre-finish
Frame	Stainless Steel AISI 304
Light source	NR. 3 x OSRAM LED
Screws	Stainless steel
Transformer	Electronic power supply 220/240V 50/60Hz built-in
Cable	0.5 mt. neoprene power cable included
Gasket	Silicone rubber
Glass	Tempered
Gross weight	0,90 Kg
Included	Polypropilene recessing box

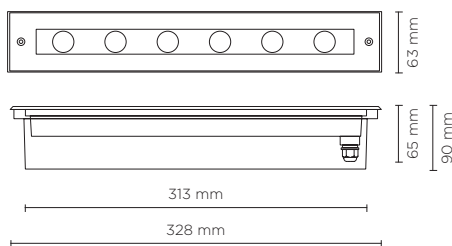





502013


## STEP LINEAR 04

Recessed linear steplight for outdoor installation in the wall, asymmetrical light distribution, phospho-chromatised and polyester powder coated die-cast copper-free aluminium body, stainless steel frame, tempered clear glass, polypropilene housing for recess, moulded silicone gasket and stainless steel screws. Built-in LED driver 220-240V 50-60Hz, with 6 high-power OSRAM LED. IP65 rating.



light source	light beam options	lumen output (lm)	lumin. efficacy (lm/w)
<b>3000°K warm-white</b>			
high power led	 45° x 35° asymmetric	410	68.34

### Finish color options:

 Stainless Steel


### Technical features



### Technical data

Wattage	6 WATT
IP Rating	IP65
IK Rating	IK08
Material	High corrosion resistance die-cast copper-free aluminum body
Coating	Polyester powder coating with phosphochromating pre-finish
Frame	Stainless Steel AISI 304
Light source	NR. 6 x OSRAM LED
Screws	Stainless steel
Transformer	Electronic power supply 220/240V 50/60Hz built-in
Cable	0.5 mt. neoprene power cable included
Gasket	Silicone rubber
Glass	Tempered
Gross weight	1,30 Kg
Included	Polypropilene recessing box

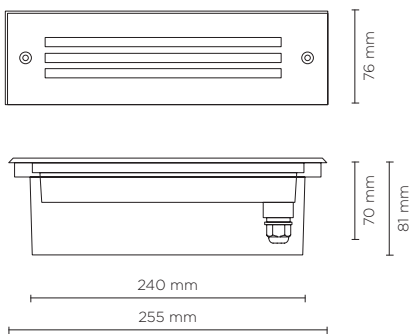




502016

## STEP LINEAR 05

Recessed linear steplight for outdoor installation in the wall, phospho-chromatised and polyester powder coated die-cast copper-free aluminium body and frame, tempered frosted glass diffuser, polypropilene housing for recess, moulded silicone gasket and stainless steel screws. Built-in LED driver 220-240V 50-60Hz, with 54 low-power SMD3528 LED. IP65 rating.



light source	light beam options	lumen output (lm)	lumin. efficacy (lm/w)
<b>3000°K warm-white</b>			
SMD3528	120°	140	20.00

### Finish color options:

■ Textured Grey  
RAL 9006

### Technical features



### Technical data

Wattage	7 WATT
IP Rating	IP65
IK Rating	IK08
Material	High corrosion resistance die-cast copper-free aluminum body and frame.
Coating	Polyester powder coating with phosphochromating pre-finish
Light source	NR. 54 x SMD3528 LED
Screws	Stainless steel
Transformer	Electronic power supply 220/240V 50/60Hz built-in
Cable	0.5 mt. neoprene power cable included
Gasket	Silicone rubber
Glass	Tempered
Gross weight	1,05 Kg



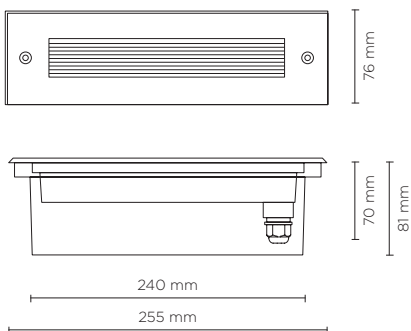




502017

## STEP LINEAR 06

Recessed linear spotlight for outdoor installation in the wall, phospho-chromatised and polyester powder coated die-cast copper-free aluminium body and frame, tempered frosted glass diffuser, polypropilene housing for recess, moulded silicone gasket and stainless steel screws. Built-in LED driver 220-240V 50-60Hz, with 15 low-power SMD5630 LED. IP65 rating.



light source	light beam options	lumen output (lm)	lumin. efficacy (lm/w)
<b>3000°K warm-white</b>			
SMD5630	asymmetric 120°	180	25.71

### Finish color options:

■ Textured Grey  
RAL 9006

### Technical features

IP65

IK08

CE

5 YEARS

⊕

### Technical data

Wattage	7 WATT
IP Rating	IP65
IK Rating	IK08
Material	High corrosion resistance die-cast copper-free aluminum body and frame.
Coating	Polyester powder coating with phosphochromating pre-finish
Light source	NR. 15 x SMD5630 LED
Screws	Stainless steel
Transformer	Electronic power supply 220/240V 50/60Hz built-in
Cable	0.5 mt. neoprene power cable included
Gasket	Silicone rubber
Glass	Tempered
Gross weight	1,00 Kg

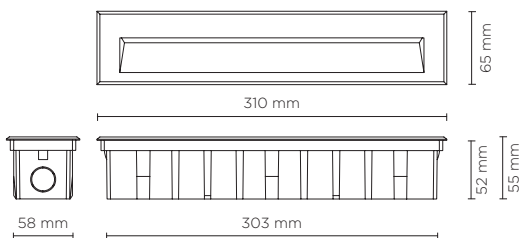




502020

## STEP LINEAR 07

Recessed linear spotlight for outdoor installation in the wall, phospho-chromatised and polyester powder coated die-cast copper-free aluminium body and frame, tempered frosted glass diffuser, polypropilene housing for recess, moulded silicone gasket and stainless steel screws. Built-in LED driver 220-240V 50-60Hz, with 30 low-power SMD5630 LED. IP65 rating.



light source	light beam options	lumen output (lm)	lumin. efficacy (lm/w)
<b>3000°K warm-white</b>			
low power led	Asymmetric 120°	360	34.28

### Finish color options:

■ Textured Grey  
RAL 9006

### Technical features



### Technical data

Wattage	10.5 WATT
IP Rating	IP65
IK Rating	IK08
Material	High corrosion resistance die-cast copper-free aluminum body and frame.
Coating	Polyester powder coating with phosphochromating pre-finish
Light source	NR. 30 x SMD5630 LED
Screws	Stainless steel
Transformer	Electronic power supply 220/240V 50/60Hz built-in
Cable	0.5 mt. neoprene power cable included
Gasket	Silicone rubber
Glass	Tempered
Gross weight	1,50 Kg







# BOLLARDS

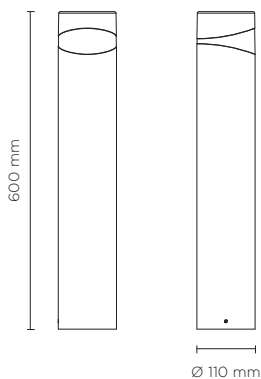
<b>luminaire</b>	<b>lumen package</b>	<b>page</b>
601800 BOULEVARD MINI	400 - 820	436
609000 BOULEVARD	800 - 1.600	438
601700 SECTOR	533 - 2.200	446
601500 PROMENADE	2.900 - 3.100	452
601900 SCOUT	350 - 665	456
602300 COINY	375 - 410	458
602100 TRON	1.100 - 2.100	462
601600 PERISCOPE	805 - 1.694	468
602200 ALDER	1.600 - 1.650	474



601801

## BOULEVARD MINI 180

600mm height bollard, round shape, for outdoor surface installation, 180° light emission, phospho-chromatised and polyester powder coated extruded copper-free aluminium body, polycarbonate diffuser, moulded silicone gasket and stainless steel screws. Anchorage bolts included. Built-in LED driver 220-240V 50-60Hz, with 8 CREE JK3030 mid-power LED. IP65 rating.



light source	light beam options	lumen output (lm)	lumin. efficacy (lm/w)
<b>3000°K warm-white</b>			
mid-power led	180°	400	61.53
<b>4000°K neutral-white</b>			
mid-power led	180°	410	63.08

### Finish color options:

- Textured Grey RAL 9006
- Anthracite Grey RAL 7016
- Matt Black (on request)

### Technical features



### Available on request



### Technical data

Wattage	6.5 WATT
IP Rating	IP65
IK Rating	IK10
Material	High corrosion resistance extruded copper-free aluminum body
Coating	Polyester powder coating with phosphochromating pre-finish
Light source	NR. 8 x CREE JK3030 LED
Screws	Stainless steel
Transformer	Electrical power supply 220/240V 50/60Hz built-in
Gasket	Silicone rubber
Diffuser	Polycarbonate diffuser
Gross weight	4,00 Kg

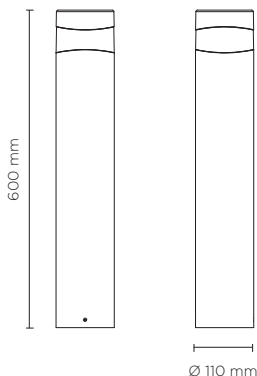




601802

## BOULEVARD MINI 360

600mm height bollard, round shape, for outdoor surface installation, 360° light emission, phospho-chromatised and polyester powder coated extruded copper-free aluminium body, polycarbonate diffuser, moulded silicone gasket and stainless steel screws. Anchorage bolts included. Built-in LED driver 220-240V 50-60Hz, with 16 CREE JK3030 mid-power LED. IP65 rating.



light source	light beam options	lumen output (lm)	lumin. efficacy (lm/w)
<b>3000°K warm-white</b>			
mid-power led	• 360°	800	66.66
<b>4000°K neutral-white</b>			
mid-power led	• 360°	820	68.33

### Finish color options:

- Textured Grey RAL 9006
- Anthracite Grey RAL 7016
- Matt Black (on request)

### Technical features




### Available on request



### Technical data

Wattage	12 WATT
IP Rating	IP65
IK Rating	IK10
Material	High corrosion resistance extruded copper-free aluminum body
Coating	Polyester powder coating with phosphochromating pre-finish
Light source	NR. 16 x CREE JK3030 LED
Screws	Stainless steel
Transformer	Electrical power supply 220/240V 50/60Hz built-in
Gasket	Silicone rubber
Diffuser	Polycarbonate diffuser
Gross weight	4,00 Kg



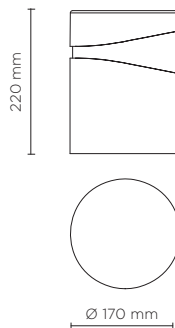



609001

# BOULEVARD 01 180

Designed by  
MOMO DESIGN

220mm height bollard, round shape, for outdoor surface installation, 180° light emission, phospho-chromatised and polyester powder coated die-cast copper-free aluminium body, polycarbonate diffuser, moulded silicone gasket and stainless steel screws. Anchorage bolts included. Built-in LED driver 220-240V 50-60Hz, with 12 CREE XH-G mid-power LED. IP65 rating.



light source*	light beam options	lumen output (lm)	lumin. efficacy (lm/w)
<b>3000°K warm-white</b>			
mid power led	 180°	800	88.88
<b>2700°K CCT</b> available on request			

\* Other light colors available on request: Neutral-white

#### Finish color options:

-  Textured Grey  
RAL 9006
-  Anthracite Grey  
RAL 7016
-  Matt Black  
(on request)

#### Technical features



#### Available on request



#### Technical data

Wattage	9 WATT
IP Rating	IP65
IK Rating	IK10
Material	High corrosion resistance die-cast copper-free aluminum body and frame.
Coating	Polyester powder coating with phosphochromating pre-finish
Light source	NR. 12 CREE XH-G mid-power LED
Screws	Stainless steel
Transformer	Electronic power supply 220/240V 50/60Hz built-in
Gasket	Silicone rubber
Diffuser	Polycarbonate diffuser
	Anchorage unit included
Gross weight	4,00 Kg





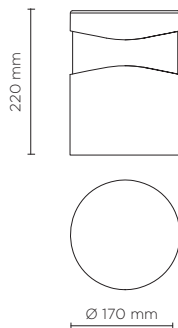



609002

# BOULEVARD 01 360

Designed by  
MOMO DESIGN

220mm height bollard, round shape, for outdoor surface installation, 360° light emission, phospho-chromatised and polyester powder coated die-cast copper-free aluminium body, polycarbonate diffuser, moulded silicone gasket and stainless steel screws. Anchorage bolts included. Built-in LED driver 220-240V 50-60Hz, with 24 CREE XH-G mid-power LED. IP65 rating.



light source*	light beam options	lumen output (lm)	lumin. efficacy (lm/w)
<b>3000°K warm-white</b>			
mid power led	 360°	1.600	84.21
<b>2700°K CCT</b> available on request			

\* Other light colors available on request: Neutral-white

#### Finish color options:

-  Textured Grey RAL 9006
-  Anthracite Grey RAL 7016
-  Matt Black (on request)

#### Technical features



#### Available on request



#### Technical data

Wattage	18 WATT
IP Rating	IP65
IK Rating	IK10
Material	High corrosion resistance die-cast copper-free aluminum body and frame.
Coating	Polyester powder coating with phosphochromating pre-finish
Light source	NR. 24 CREE XH-G mid-power LED
Screws	Stainless steel
Transformer	Electronic power supply 220/240V 50/60Hz built-in
Gasket	Silicone rubber
Diffuser	Polycarbonate diffuser
	Anchorage unit included
Gross weight	4,20 Kg







609003

# BOULEVARD 02 180

Designed by  
MOMO DESIGN

600mm height bollard, round shape, for outdoor surface installation, 180° light emission, phospho-chromatised and polyester powder coated die-cast copper-free aluminium body, polycarbonate diffuser, moulded silicone gasket and stainless steel screws. Anchorage bolts included. Built-in LED driver 220-240V 50-60Hz, with 12 CREE XH-G mid-power LED. IP65 rating.



light source*	light beam options	lumen output (lm)	lumin. efficacy (lm/w)
<b>3000°K warm-white</b>			
mid power led	 180°	800	88.88
<b>2700°K CCT</b> available on request			

\* Other light colors available on request: Neutral-white

#### Finish color options:



#### Technical features



#### Available on request



#### Technical data

Wattage	9 WATT
IP Rating	IP65
IK Rating	IK10
Material	High corrosion resistance die-cast copper-free aluminum body and frame.
Coating	Polyester powder coating with phosphochromating pre-finish
Light source	NR. 12 CREE XH-G mid-power LED
Screws	Stainless steel
Transformer	Electronic power supply 220/240V 50/60Hz built-in
Gasket	Silicone rubber
Diffuser	Polycarbonate diffuser
	Anchorage unit included
Gross weight	5,50 Kg







609004

# BOULEVARD 02 360

Designed by  
MOMO DESIGN

600mm height bollard, round shape, for outdoor surface installation, 360° light emission, phospho-chromatised and polyester powder coated die-cast copper-free aluminium body, polycarbonate diffuser, moulded silicone gasket and stainless steel screws. Anchorage bolts included. Built-in LED driver 220-240V 50-60Hz, with 24 CREE XH-G mid-power LED. IP65 rating.



light source*	light beam options	lumen output (lm)	lumin. efficacy (lm/w)
<b>3000°K warm-white</b>			
mid power led	 360°	1.600	84.21

**2700°K CCT** available on request

\* Other light colors available on request: Neutral-white

#### Finish color options:



#### Technical features



#### Available on request



#### Technical data

Wattage	18 WATT
IP Rating	IP65
IK Rating	IK10
Material	High corrosion resistance die-cast copper-free aluminium body and frame.
Coating	Polyester powder coating with phosphochromating pre-finish
Light source	NR. 24 CREE XH-G mid-power LED
Screws	Stainless steel
Transformer	Electronic power supply 220/240V 50/60Hz built-in
Gasket	Silicone rubber
Diffuser	Polycarbonate diffuser
	Anchorage unit included
Gross weight	5,70 Kg







609005

# BOULEVARD 03 180

Designed by  
MOMO DESIGN

1000mm height bollard, round shape, for outdoor surface installation, 180° light emission, phosphochromatised and polyester powder coated die-cast copper-free aluminium body, polycarbonate diffuser, moulded silicone gasket and stainless steel screws. Anchorage bolts included. Built-in LED driver 220-240V 50-60Hz, with 12 CREE XH-G mid-power LED. IP65 rating.



light source*	light beam options	lumen output (lm)	lumin. efficacy (lm/w)
<b>3000°K warm-white</b>			
mid power led	 180°	800	88.88
<b>2700°K CCT</b> available on request			

\* Other light colors available on request: Neutral-white

**Finish color options:**

-  Textured Grey RAL 9006
-  Anthracite Grey RAL 7016
-  Matt Black (on request)

**Technical features**



**Available on request**



**Technical data**

Wattage	9 WATT
IP Rating	IP65
IK Rating	IK10
Material	High corrosion resistance die-cast copper-free aluminum body and frame.
Coating	Polyester powder coating with phosphochromating pre-finish
Light source	NR. 12 CREE XH-G mid-power LED
Screws	Stainless steel
Transformer	Electronic power supply 220/240V 50/60Hz built-in
Gasket	Silicone rubber
Diffuser	Polycarbonate diffuser
	Anchorage unit included
Gross weight	7,00 Kg











609006

# BOULEVARD 03 360

Designed by  
MOMO DESIGN

1000mm height bollard, round shape, for outdoor surface installation, 360° light emission, phosphochromatised and polyester powder coated die-cast copper-free aluminium body, polycarbonate diffuser, moulded silicone gasket and stainless steel screws. Anchorage bolts included. Built-in LED driver 220-240V 50-60Hz, with 24 CREE XH-G mid-power LED. IP65 rating.



light source*	light beam options	lumen output (lm)	lumin. efficacy (lm/w)
<b>3000°K warm-white</b>			
mid power led	 360°	1.600	84.21
<b>2700°K CCT</b> available on request			

\* Other light colors available on request: Neutral-white

**Finish color options:**

-  Textured Grey RAL 9006
-  Anthracite Grey RAL 7016
-  Matt Black (on request)

**Technical features**




**Available on request**



**Technical data**

Wattage	18 WATT
IP Rating	IP65
IK Rating	IK10
Material	High corrosion resistance die-cast copper-free aluminum body and frame.
Coating	Polyester powder coating with phosphochromating pre-finish
Light source	NR. 24 CREE XH-G mid-power LED
Screws	Stainless steel
Transformer	Electronic power supply 220/240V 50/60Hz built-in
Gasket	Silicone rubber
Diffuser	Polycarbonate diffuser
	Anchorage unit included
Gross weight	7,20 Kg





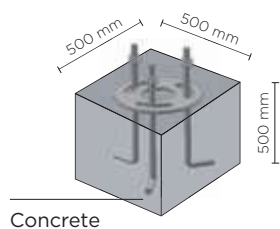
601701-04

## SECTOR 380

380mm height bollard, round shape, for outdoor surface installation, from 1 to 4 light windows, phospho-chromatised and polyester powder coated extruded copper-free aluminium body, opaline tempered glass, moulded silicone gasket and stainless steel screws. Built-in LED driver 220-240V 50-60Hz, with NR. 1 x CREE XHP70 LED. IP66 rating.



AC053 - Base Plate



### Technical features



### Available on request



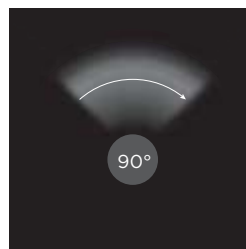
### Technical data

IP Rating	IP66
IK Rating	IK10
Material	High corrosion resistance extruded copper-free aluminum body
Coating	Polyester powder coating with phosphochromating pre-finish
Screws	Stainless steel
Transformer	Electrical power supply 220/240V 50/60Hz built-in
Gasket	Silicone rubber
Glass	Tempered
Power cable:	1 meter included
Gross weight	Kg 4,50





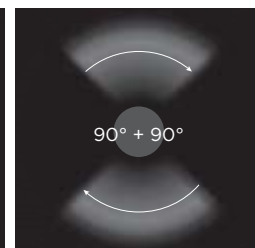
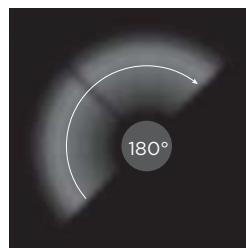
601701	SECTOR 380 01 - 6 WATT 220-240V 50-60 HZ		
light source*	light beam options	lumen output (lm)	lumin. efficacy (lm/w)
<b>3000°K warm-white</b>			
high power led	90°	533	88.83
<b>4000°K neutral-white</b>			
high power led	90°	550	91.66



**Colors options**

- Textured Grey RAL 9006
- Anthracite Grey RAL 7016
- Matt Black (on request)

601702	SECTOR 380 02 - 12 WATT 220-240V 50-60 HZ		
light source*	light beam options	lumen output (lm)	lumin. efficacy (lm/w)
<b>3000°K warm-white</b>			
high power led	180° or 90° + 90°	1.067	88.92
<b>4000°K neutral-white</b>			
high power led	180° or 90° + 90°	1.100	91.66



**Colors options**

- Textured Grey RAL 9006
- Anthracite Grey RAL 7016
- Matt Black (on request)

601703	SECTOR 380 03 - 18 WATT 220-240V 50-60 HZ		
light source*	light beam options	lumen output (lm)	lumin. efficacy (lm/w)
<b>3000°K warm-white</b>			
high power led	270°	1.600	88.88
<b>4000°K neutral-white</b>			
high power led	270°	1.650	91.66



**Colors options**

- Textured Grey RAL 9006
- Anthracite Grey RAL 7016
- Matt Black (on request)

601704	SECTOR 380 04 - 24 WATT 220-240V 50-60 HZ		
light source*	light beam options	lumen output (lm)	lumin. efficacy (lm/w)
<b>3000°K warm-white</b>			
high power led	360°	2.134	88.91
<b>4000°K neutral-white</b>			
high power led	360°	2.200	91.66



**Colors options**

- Textured Grey RAL 9006
- Anthracite Grey RAL 7016
- Matt Black (on request)



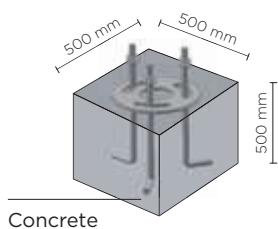
601705-08

## SECTOR 650

650mm height bollard, round shape, for outdoor surface installation, from 1 to 4 light window, phospho-chromatised and polyester powder coated extruded copper-free aluminium body, opaline tempered glass, moulded silicone gasket and stainless steel screws. Built-in LED driver 220-240V 50-60Hz, with NR. 1 x CREE LED. IP66 rating.



AC053 - Base Plate



### Technical features



### Available on request

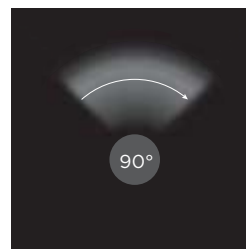


### Technical data

IP Rating	IP66
IK Rating	IK10
Material	High corrosion resistance extruded copper-free aluminum body
Coating	Polyester powder coating with phosphochromating pre-finish
Screws	Stainless steel
Transformer	Electrical power supply 220/240V 50/60Hz built-in
Gasket	Silicone rubber
Glass	Tempered
Power cable:	1 meter included
Gross weight	Kg 6,00



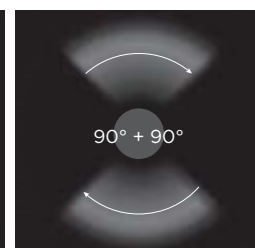
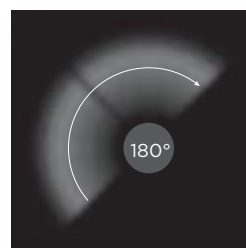
601705	SECTOR 650 01 - 6 WATT 220-240V 50-60 HZ		
light source*	light beam options	lumen output (lm)	lumin. efficacy (lm/w)
<b>3000°K warm-white</b>			
high power led	90°	533	88.83
<b>4000°K neutral-white</b>			
high power led	90°	550	91.66



**Colors options**

- Textured Grey RAL 9006
- Anthracite Grey RAL 7016
- Matt Black (on request)

601706	SECTOR 650 02 - 12 WATT 220-240V 50-60 HZ		
light source*	light beam options	lumen output (lm)	lumin. efficacy (lm/w)
<b>3000°K warm-white</b>			
high power led	180° or 90° + 90°	1.067	88.92
<b>4000°K neutral-white</b>			
high power led	180° or 90° + 90°	1.100	91.66



**Colors options**

- Textured Grey RAL 9006
- Anthracite Grey RAL 7016
- Matt Black (on request)


601707	SECTOR 650 03 - 18 WATT 220-240V 50-60 HZ		
light source*	light beam options	lumen output (lm)	lumin. efficacy (lm/w)
<b>3000°K warm-white</b>			
high power led	270°	1.600	88.88
<b>4000°K neutral-white</b>			
high power led	270°	1.650	91.66



**Colors options**

- Textured Grey RAL 9006
- Anthracite Grey RAL 7016
- Matt Black (on request)

601708	SECTOR 650 04 - 24 WATT 220-240V 50-60 HZ		
light source*	light beam options	lumen output (lm)	lumin. efficacy (lm/w)
<b>3000°K warm-white</b>			
high power led	360°	2.134	88.91
<b>4000°K neutral-white</b>			
high power led	360°	2.200	91.66



**Colors options**


- Textured Grey RAL 9006
- Anthracite Grey RAL 7016
- Matt Black (on request)



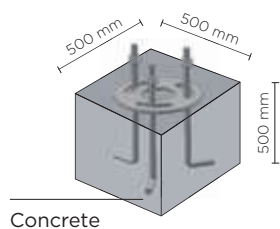
601709-12

## SECTOR 1000

1.000mm height bollard, round shape, for outdoor surface installation, from 1 to 4 light window, phospho-chromatised and polyester powder coated extruded copper-free aluminium body, opaline tempered glass, moulded silicone gasket and stainless steel screws. Built-in LED driver 220-240V 50-60Hz, with NR. 1 x CREEXHP70 LED. IP66 rating.



AC053 - Base Plate



### Technical features



### Available on request

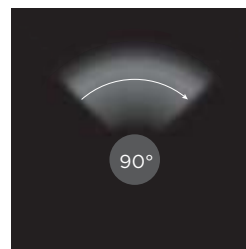


### Technical data

IP Rating	IP66
IK Rating	IK10
Material	High corrosion resistance extruded copper-free aluminum body
Coating	Polyester powder coating with phosphochromating pre-finish
Screws	Stainless steel
Transformer	Electrical power supply 220/240V 50/60Hz built-in
Gasket	Silicone rubber
Glass	Tempered
Power cable:	1 meter included
Gross weight	Kg 8,00



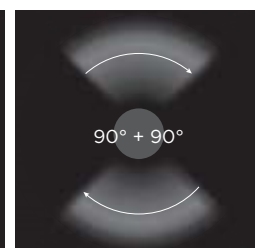
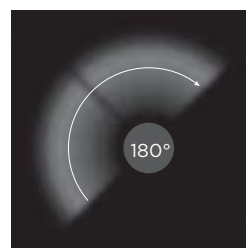
601709	SECTOR 1000 01 - 6 WATT 220-240V 50-60 HZ		
light source*	light beam options	lumen output (lm)	lumin. efficacy (lm/w)
<b>3000°K warm-white</b>			
high power led	90°	533	88.83
<b>4000°K neutral-white</b>			
high power led	90°	550	91.66



**Colors options**

- Textured Grey RAL 9006
- Anthracite Grey RAL 7016
- Matt Black (on request)

601710	SECTOR 1000 02 - 12 WATT 220-240V 50-60 HZ		
light source*	light beam options	lumen output (lm)	lumin. efficacy (lm/w)
<b>3000°K warm-white</b>			
high power led	180° or 90° + 90°	1.067	88.92
<b>4000°K neutral-white</b>			
high power led	180° or 90° + 90°	1.100	91.66



**Colors options**

- Textured Grey RAL 9006
- Anthracite Grey RAL 7016
- Matt Black (on request)


601711	SECTOR 1000 03 - 18 WATT 220-240V 50-60 HZ		
light source*	light beam options	lumen output (lm)	lumin. efficacy (lm/w)
<b>3000°K warm-white</b>			
high power led	270°	1.600	88.88
<b>4000°K neutral-white</b>			
high power led	270°	1.650	91.66



**Colors options**

- Textured Grey RAL 9006
- Anthracite Grey RAL 7016
- Matt Black (on request)

601712	SECTOR 1000 04 - 24 WATT 220-240V 50-60 HZ		
light source*	light beam options	lumen output (lm)	lumin. efficacy (lm/w)
<b>3000°K warm-white</b>			
high power led	360°	2.134	88.91
<b>4000°K neutral-white</b>			
high power led	360°	2.200	91.66



**Colors options**

- Textured Grey RAL 9006
- Anthracite Grey RAL 7016
- Matt Black (on request)

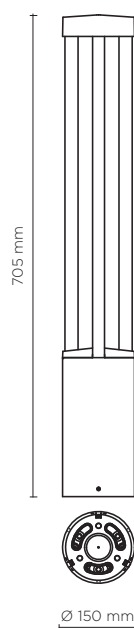
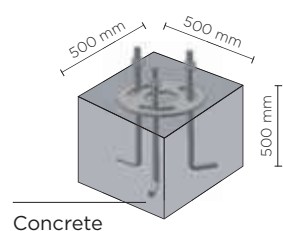


601501

# PROMENADE ROUND 01

700mm height bollard, round shape, for outdoor surface installation, 360° downward light emission, phospho-chromatised and polyester powder coated extruded aluminum body and die-cast aluminium cover. Polycarbonate Fresnel diffuser, moulded silicone gasket and stainless steel screws. Anchorage flange with threaded bolts included. Built-in LED driver 220-240V 50-60Hz, with 1 x COB CREE "CXB 1520" LED. IP66 rating.

AC053 - Base Plate



light source	light beam options	lumen output (lm)	lumin. efficacy (lm/w)
<b>3000°K warm-white</b>			
cob led	■ 360°	2.900	111.54
<b>4000°K neutral-white</b>			
cob led	■ 360°	3.100	119.23
<b>2700°K CCT</b> available on request			

**Finish color options:**

- Textured Grey RAL 9006
- Anthracite Grey RAL 7016
- Matt Black (on request)

**Technical features**



**Available on request**



**Technical data**

Wattage	26 WATT
IP Rating	IP66
IK Rating	IK10
Material	High corrosion resistance die-cast copper-free aluminum body
Coating	Polyester powder coating with phosphochromating pre-finish
Light source	NR. 1 COB CREE "CXB 1520" LED
Screws	Stainless steel
Transformer	Electronic power supply 220/240V 50/60Hz built-in
Gasket	Silicone rubber
Glass	Tempered
Cable gland	M16 rubber grommet
Power cable:	not included
Gross weight	6,50 Kg



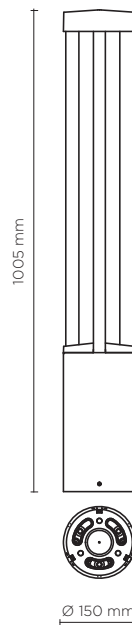
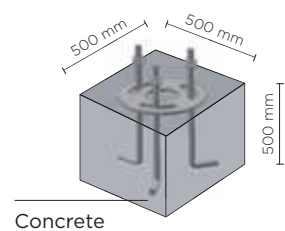


601502

## PROMENADE ROUND 02

1000mm height bollard, round shape, for outdoor surface installation, 360° downward light emission, phospho-chromatised and polyester powder coated extruded aluminum body and die-cast aluminium cover. Polycarbonate Fresnel diffuser, moulded silicone gasket and stainless steel screws. Anchorage flange with threaded bolts included. Built-in LED driver 220-240V 50-60Hz, with 1 x COB CREE "CXB 1520" LED. IP66 rating.

AC053 - Base Plate



light source	light beam options	lumen output (lm)	lumin. efficacy (lm/w)
<b>3000°K warm-white</b>			
cob led	■ 360°	2.900	111.54
<b>4000°K neutral-white</b>			
cob led	■ 360°	3.100	119.23
<b>2700°K CCT</b> available on request			

### Finish color options:



### Technical features



### Available on request



### Technical data

Wattage	26 WATT
IP Rating	IP66
IK Rating	IK10
Material	High corrosion resistance die-cast copper-free aluminum body
Coating	Polyester powder coating with phosphochromating pre-finish
Light source	NR. 1 COB CREE "CXB 1520" LED
Screws	Stainless steel
Transformer	Electronic power supply 220/240V 50/60Hz built-in
Gasket	Silicone rubber
Glass	Tempered
Cable gland	M16 rubber grommet
Power cable:	not included
Gross weight	7,00 Kg



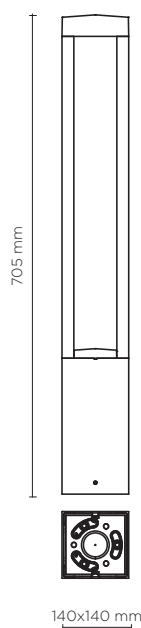
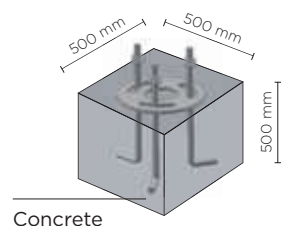


601503

# PROMENADE SQUARE 01

700mm height bollard, square shape, for outdoor surface installation, 360° downward light emission, phospho-chromatised and polyester powder coated extruded aluminum body and die-cast aluminium cover. Polycarbonate Fresnel diffuser, moulded silicone gasket and stainless steel screws. Anchorage flange with threaded bolts included. Built-in LED driver 220-240V 50-60Hz, with 1 x COB CREE "CXB 1520" LED. IP66 rating.

AC053 - Base Plate



light source	light beam options	lumen output (lm)	lumin. efficacy (lm/w)
<b>3000°K warm-white</b>			
cob led	■ 360°	2.900	111.54
<b>4000°K neutral-white</b>			
cob led	■ 360°	3.100	119.23
<b>2700°K CCT</b> available on request			

**Finish color options:**

- Textured Grey RAL 9006
- Anthracite Grey RAL 7016
- Matt Black (on request)

**Technical features**



**Available on request**



**Technical data**

Wattage	26 WATT
IP Rating	IP66
IK Rating	IK10
Material	High corrosion resistance die-cast copper-free aluminum body
Coating	Polyester powder coating with phosphochromating pre-finish
Light source	NR. 1 COB CREE "CXB 1520" LED
Screws	Stainless steel
Transformer	Electronic power supply 220/240V 50/60Hz built-in
Gasket	Silicone rubber
Glass	Tempered
Cable gland	M16 rubber grommet
Power cable:	not included
Gross weight	6,80 Kg







601504

# PROMENADE SQUARE 02

1000mm height bollard, square shape, for outdoor surface installation, 360° downward light emission, phospho-chromatised and polyester powder coated extruded aluminum body and die-cast aluminium cover. Polycarbonate Fresnel diffuser, moulded silicone gasket and stainless steel screws. Anchorage flange with threaded bolts included. Built-in LED driver 220-240V 50-60Hz, with 1 x COB CREE "CXB 1520" LED. IP66 rating.

light source	light beam options	lumen output (lm)	lumin. efficacy (lm/w)
<b>3000°K warm-white</b>			
cob led	■ 360°	2.900	111.54
<b>4000°K neutral-white</b>			
cob led	■ 360°	3.100	119.23
<b>2700°K CCT</b> available on request			

#### Finish color options:

- Textured Grey  
RAL 9006
- Anthracite Grey  
RAL 7016
- Matt Black  
(on request)

#### Technical features



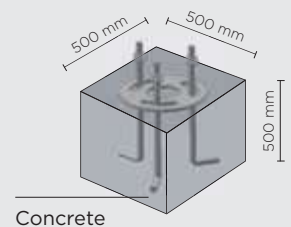
#### Available on request



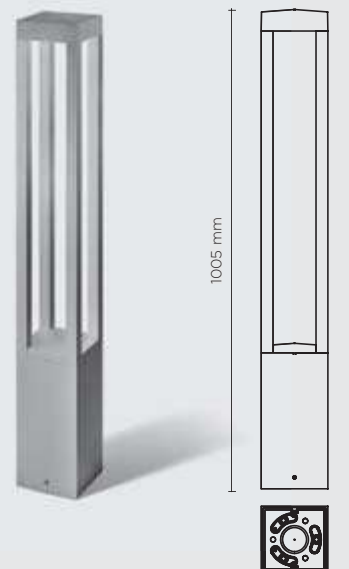
#### Technical data

Wattage	26 WATT
IP Rating	IP66
IK Rating	IK10
Material	High corrosion resistance die-cast copper-free aluminum body
Coating	Polyester powder coating with phosphochromating pre-finish
Light source	NR. 1 COB CREE "CXB 1520" LED
Screws	Stainless steel
Transformer	Electronic power supply 220/240V 50/60Hz built-in
Gasket	Silicone rubber
Glass	Tempered
Cable gland	M16 rubber grommet
Power cable:	not included
Gross weight	7,30 Kg

AC053 - Base Plate



Concrete





601901

## SCOUT MINI

700 mm height bollard, rectangular section, for outdoor surface installation, floor washer 180° light distribution, phospho-chromatised and polyester powder coated extruded copper-free aluminium body, frosted glass diffuser, moulded silicone gasket and stainless steel screws. Built-in LED driver 220-240V 50-60Hz, with 6 mid-power CREE XH-G LED. IP65 rating.



light source	light beam options	lumen output (lm)	lumin. efficacy (lm/w)
<b>3000°K warm-white</b>			
mid-power led	180°	350	87.50
<b>4000°K neutral-white</b>			
mid-power led	180°	360	90.00
<b>2700°K CCT</b> available on request			

### Finish color options:

Textured Grey  
RAL 9006

Anthracite Grey  
RAL 7016

Matt Black  
(on request)

### Technical features

IP65

IK08

CE

5  
YEARS

### Technical data

Wattage	4 WATT
IP Rating	IP65
IK Rating	IK08
Material	High corrosion resistance extruded copper-free aluminum body
Coating	Polyester powder coating with phosphochromating pre-finish
Light source	NR. 6 x CREE XH-G LED
Screws	Stainless steel
Transformer	Electrical power supply 220/240V 50/60Hz built-in
Gasket	Silicone rubber
Diffuser	Tempered glass
Gross weight	Kg 4,50








601902

## SCOUT MEDIUM

750 mm height bollard, rectangular section, for outdoor surface installation, floor washer 180° light distribution, phospho-chromatised and polyester powder coated extruded copper-free aluminium body, frosted glass diffuser, moulded silicone gasket and stainless steel screws. Built-in LED driver 220-240V 50-60Hz, with 14 mid-power CREE XH-G LED. IP65 rating.



light source	light beam options	lumen output (lm)	lumin. efficacy (lm/w)
<b>3000°K warm-white</b>			
mid-power led	 180°	650	81.25
<b>4000°K neutral-white</b>			
mid-power led	 180°	665	83.13
<b>2700°K CCT</b> available on request			

### Finish color options:

 Textured Grey  
RAL 9006

 Anthracite Grey  
RAL 7016

 Matt Black  
(on request)

### Technical features



### Technical data

Wattage	8 WATT
IP Rating	IP65
IK Rating	IK08
Material	High corrosion resistance extruded copper-free aluminum body
Coating	Polyester powder coating with phosphochromating pre-finish
Light source	NR. 14 x CREE XH-G LED
Screws	Stainless steel
Transformer	Electrical power supply 220/240V 50/60Hz built-in
Gasket	Silicone rubber
Diffuser	Tempered glass
Gross weight	Kg 7,00

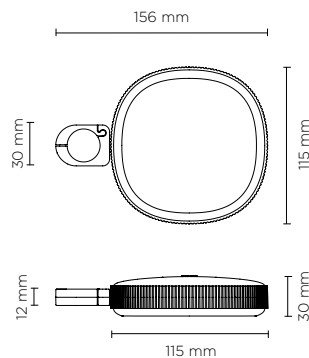
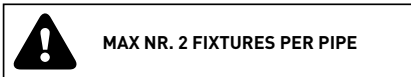




602301

## COINY BOLLARD

Projector for outdoor installation on a façade/wall. Phospho-chromatised and polyester powder coated die-cast copper-free aluminium, tempered safety glass, moulded silicone gasket and stainless steel screws. With 1 direct 220-240V LUMENS "EDC 38C" COB LED. IP66 rating.



### Technical features



### Technical data

Wattage	8 WATT
IP Rating	IP66
IK Rating	IK08
Material	High corrosion resistance die-cast copper-free aluminium body
Coating	Polyester powder coating with phosphochromating pre-finish
Light source	1 x LUMENS "EDC 38C" COB LED
Screws	Stainless steel
Transformer	Electrical power supply 220/240V 50/60Hz built-in
Gasket	Silicone rubber
Glass	Tempered
Power cable	1 mt. power cable included
Gross weight	1,20 Kg

light source	light beam options	lumen output (lm)	lumin. efficacy (lm/w)
<b>3000°K warm-white</b>			
cob led	M 18°	400	50.00
cob led	M 36°	390	48.75
cob led	M 60°	375	46.88
<b>4000°K neutral-white</b>			
cob led	M 18°	410	51.25
cob led	M 36°	400	50.00
cob led	M 60°	385	48.13

**2700°K CCT** available on request

#### Finish color options:



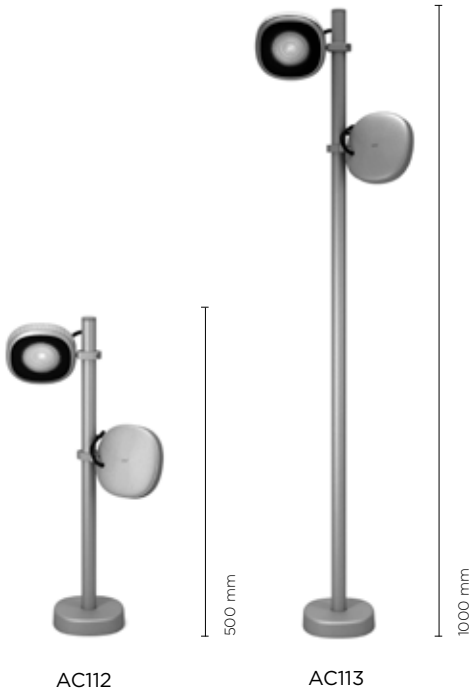
**AC112 PIPE L 500 mm + BASE**

Extension pipe length 500 mm made in anodized aluminum with phospho-chromatised and polyester powder coating; complete with fixing base.



**AC113 PIPE L 1000 mm + BASE**

Extension pipe length 1.000 mm made in anodized aluminum with phospho-chromatised and polyester powder coating; complete with fixing base.



**OPTIONAL**

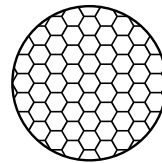
AC044  
SPIKE



AC111  
VISOR



AC0110  
HONEYCOMB LOUVER







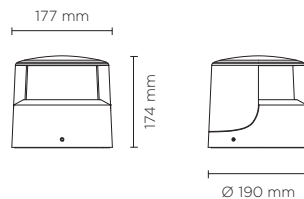




602101

# TRON 180

Designed by  
NAVA + AROSIO

Low height bollard, round shape, for outdoor surface installation, 180° downward light emission, phospho-chromatised and polyester powder coated die-cast aluminum body, ultra-resistant polycarbonate diffuser, moulded silicone gasket and stainless steel screws. Built-in LED driver 220-240V 50-60Hz, with 1 x COB CREE "CXB 1520" LED. IP66 rating.



light source	light beam options	lumen output (lm)	lumin. efficacy (lm/w)
<b>3000°K warm-white</b>			
Cob led	 180°	1.100	42.30
<b>4000°K neutral-white</b>			
Cob led	 180°	1.150	44.23
<b>2700°K CCT</b> available on request			

**Finish color options:**

- Textured Grey RAL 9006
- Anthracite Grey RAL 7016
- Matt Black (on request)

**Technical features**



**Available on request**





**Technical data**

Wattage	26 WATT
IP Rating	IP66
IK Rating	IK10
Material	High corrosion resistance die-cast copper-free aluminum body
Coating	Polyester powder coating with phosphocromating pre-finish
Light source	NR. 1 x CREE CXB 1520 LED
Screws	Stainless steel
Transformer	Electrical power supply 220/240V 50/60Hz built-in
Gasket	Silicone rubber
Diffuser	Polycarbonate diffuser
Gross weight	Kg 4,00









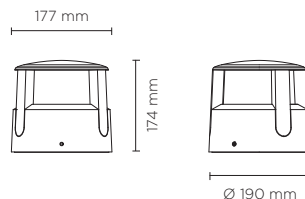


602102

# TRON 360

Designed by  
NAVA + AROSIO

Low height bollard, round shape, for outdoor surface installation, 360° downward light emission, phospho-chromatised and polyester powder coated die-cast aluminum body, ultra-resistant polycarbonate diffuser, moulded silicone gasket and stainless steel screws. Built-in LED driver 220-240V 50-60Hz, with 1 x COB CREE "CXB 1520" LED. IP66 rating.



light source	light beam options	lumen output (lm)	lumin. efficacy (lm/w)
<b>3000°K warm-white</b>			
Cob led	360°	2.050	78.84
<b>4000°K neutral-white</b>			
Cob led	360°	2.100	80.77
<b>2700°K CCT</b> available on request			

#### Finish color options:

- Textured Grey RAL 9006
- Anthracite Grey RAL 7016
- Matt Black (on request)

#### Technical features



#### Available on request




#### Technical data

Wattage	26 WATT
IP Rating	IP66
IK Rating	IK10
Material	High corrosion resistance die-cast copper-free aluminum body
Coating	Polyester powder coating with phosphochromating pre-finish
Light source	NR. 1 x CREE CXB 1520 LED
Screws	Stainless steel
Transformer	Electrical power supply 220/240V 50/60Hz built-in
Gasket	Silicone rubber
Diffuser	Polycarbonate diffuser
Gross weight	Kg 4,00





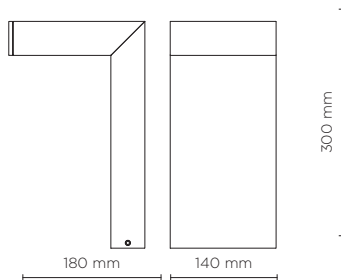




601601-02

## PERISCOPE 01

300mm height "L-shape" bollard, for outdoor installation, one-side downward asymmetrical light distribution, phospho-chromatised and polyester powder coated extruded aluminum body. Tempered safety glass, moulded silicone gasket and stainless steel screws. Built-in LED driver 220-240V 50-60Hz, with CREE "XP-G2" LED. IP65 rating.



### Technical features



### Available on request



### Technical data

IP Rating	IP65
IK Rating	IK10
Material	High corrosion resistance extruded copper-free aluminum body
Coating	Polyester powder coating with phosphochromating pre-finish
Screws	Stainless steel
Transformer	Electronic power supply 220/240V 50/60Hz built-in
Gasket	Silicone rubber
Glass	Tempered
Cable gland	M16 rubber grommet
Power cable	0,5 mt. neoprene power cable included
Gross weight	3,50 Kg

601601		PERISCOPE 01 - 7 WATT - NR. 4 x CREE "XP-G2" LED		
light source*	light beam options	lumen output (lm)	lumin. efficacy (lm/w)	
<b>3000°K warm-white</b>				
high-power led	Asymmetric	805	115.00	
<b>4000°K warm-white</b>				
high-power led	Asymmetric	847	121.00	

**Colors options**

- Textured Grey RAL 9006
- Anthracite Grey RAL 7016
- Matt Black (on request)



601602		PERISCOPE 01 - 14 WATT - NR.8 x CREE "XP-G2" LED		
light source*	light beam options	lumen output (lm)	lumin. efficacy (lm/w)	
<b>3000°K warm-white</b>				
high-power led	Asymmetric	1.610	115.00	
<b>4000°K warm-white</b>				
high-power led	Asymmetric	1.694	121.00	

**Colors options**

- Textured Grey RAL 9006
- Anthracite Grey RAL 7016
- Matt Black (on request)

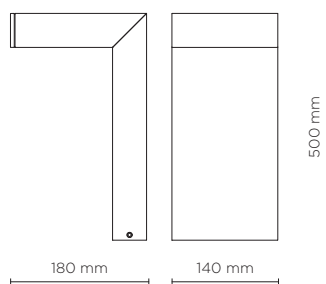




601603-04

## PERISCOPE 02

500mm height "L-shape" bollard, for outdoor installation, one-side downward asymmetrical light distribution, phospho-chromatised and polyester powder coated extruded aluminum body. Tempered safety glass, moulded silicone gasket and stainless steel screws. Built-in LED driver 220-240V 50-60Hz, with CREE "XP-G2" LED. IP65 rating.



601603

PERISCOPE 02 - 7 WATT - NR. 4 x CREE "XP-G2" LED

light source*	light beam options	lumen output (lm)	lumin. efficacy (lm/w)
---------------	--------------------	-------------------	------------------------

**3000°K warm-white**

high-power led	Asymmetric	805	115.00
----------------	------------	-----	--------

**4000°K warm-white**

high-power led	Asymmetric	847	121.00
----------------	------------	-----	--------

**Colors options**

Textured Grey RAL 9006
  Anthracite Grey RAL 7016
  Matt Black (on request)

601604

PERISCOPE 02 - 14 WATT - NR.8 x CREE "XP-G2" LED

light source*	light beam options	lumen output (lm)	lumin. efficacy (lm/w)
---------------	--------------------	-------------------	------------------------

**3000°K warm-white**

high-power led	Asymmetric	1.610	115.00
----------------	------------	-------	--------

**4000°K warm-white**

high-power led	Asymmetric	1.694	121.00
----------------	------------	-------	--------

**Colors options**

Textured Grey RAL 9006
  Anthracite Grey RAL 7016
  Matt Black (on request)

### Technical features



### Available on request



### Technical data

IP Rating	IP65
IK Rating	IK10
Material	High corrosion resistance extruded copper-free aluminum body
Coating	Polyester powder coating with phosphochromating pre-finish
Screws	Stainless steel
Transformer	Electronic power supply 220/240V 50/60Hz built-in
Gasket	Silicone rubber
Glass	Tempered
Cable gland	M16 rubber grommet
Power cable	0,5 mt. neoprene power cable included
Gross weight	4,50 Kg







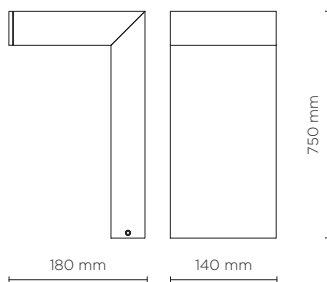


601605-06

## PERISCOPE 03

750mm height "L-shape" bollard, for outdoor installation, one-side downward asymmetrical light distribution, phospho-chromatised and polyester powder coated extruded aluminum body.

Tempered safety glass, moulded silicone gasket and stainless steel screws. Built-in LED driver 220-240V 50-60Hz, with CREE "XP-G2" LED. IP65 rating.



### 601605 PERISCOPE 03 - 7 WATT - NR. 4 x CREE "XP-G2" LED

light source*	light beam options	lumen output (lm)	lumin. efficacy (lm/w)
<b>3000°K warm-white</b>			
high-power led	Asymmetric	805	115.00
<b>4000°K warm-white</b>			
high-power led	Asymmetric	847	121.00

#### Colors options

- Textured Grey RAL 9006
- Anthracite Grey RAL 7016
- Matt Black (on request)

### 601606 PERISCOPE 03 - 14 WATT - NR.8 x CREE "XP-G2" LED

light source*	light beam options	lumen output (lm)	lumin. efficacy (lm/w)
<b>3000°K warm-white</b>			
high-power led	Asymmetric	1.610	115.00
<b>4000°K warm-white</b>			
high-power led	Asymmetric	1.694	121.00

#### Colors options

- Textured Grey RAL 9006
- Anthracite Grey RAL 7016
- Matt Black (on request)

#### Technical features



#### Available on request



#### Technical data

IP Rating	IP65
IK Rating	IK10
Material	High corrosion resistance extruded copper-free aluminum body
Coating	Polyester powder coating with phosphochromating pre-finish
Screws	Stainless steel
Transformer	Electronic power supply 220/240V 50/60Hz built-in
Gasket	Silicone rubber
Glass	Tempered
Cable gland	M16 rubber grommet
Power cable	0,5 mt. neoprene power cable included
Gross weight	5,50 Kg





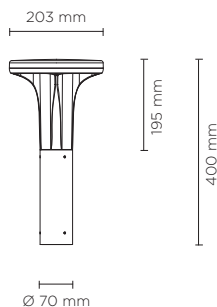


602201

# ALDER 400

Designed by  
NAVA + AROSIO

400mm height bollard, for outdoor installation, 360° light distribution, phospho-chromatised and polyester powder coated die-cast aluminum head and extruded pole. Tempered safety glass, moulded silicone gasket and stainless steel screws. Built-in LED driver 220-240V 50-60Hz, with 24 x CREE "XH-G" LED. IP66 rating.



light source	light beam options	lumen output (lm)	lumin. efficacy (lm/w)
<b>3000°K warm-white</b>			
mid-power led	radial 360°	1.600	80.00
<b>4000°K neutral-white</b>			
mid-power led	radial 360°	1.650	82.50
<b>2700°K CCT</b> available on request			

#### Finish color options:

- Textured Grey RAL 9006
- Anthracite Grey RAL 7016
- Matt Black (on request)

#### Technical features



#### Available on request



#### Technical data

Wattage	20 WATT
IP Rating	IP66
IK Rating	IK09
Material	High corrosion resistance extruded copper-free aluminum head and extruded pole
Coating	Polyester powder coating with phosphochromating pre-finish
Light Source	NR. 24 x CREE "XH-G" LED
Screws	Stainless steel
Transformer	Electronic power supply 220/240V 50/60Hz built-in
Gasket	Silicone rubber
Glass	Tempered
Cable gland	PG11
Power cable	1,5 meters power cable included
Gross weight	3,00 Kg



AC065 ANCHORAGE UNIT FOR ALDER SERIES







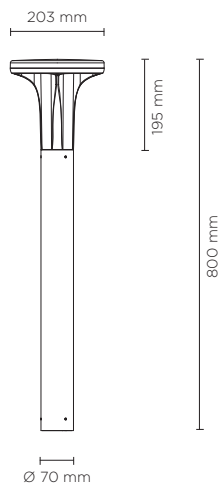




602202

# ALDER 800

Designed by  
NAVA + AROSIO

800mm height bollard, for outdoor installation, 360° light distribution, phospho-chromatised and polyester powder coated die-cast aluminum head and extruded pole. Tempered safety glass, moulded silicone gasket and stainless steel screws. Built-in LED driver 220-240V 50-60Hz, with 24 x CREE "XH-G" LED. IP66 rating.



light source	light beam options	lumen output (lm)	lumin. efficacy (lm/w)
<b>3000°K warm-white</b>			
mid-power led	 radial 360°	1.600	80.00
<b>4000°K neutral-white</b>			
mid-power led	 radial 360°	1.650	82.50
<b>2700°K CCT</b> available on request			

#### Finish color options:



#### Technical features



#### Available on request



#### Technical data

Wattage	20 WATT
IP Rating	IP66
IK Rating	IK09
Material	High corrosion resistance extruded copper-free aluminum head and extruded pole
Coating	Polyester powder coating with phosphocromating pre-finish
Light Source	NR. 24 x CREE "XH-G" LED
Screws	Stainless steel
Transformer	Electronic power supply 220/240V 50/60Hz built-in
Gasket	Silicone rubber
Glass	Tempered
Cable gland	PG11
Power cable	1,5 meters power cable included
Gross weight	4,30 Kg



AC065  
ANCHORAGE UNIT  
FOR ALDER SERIES








602203

# ALDER 1000

Designed by  
NAVA + AROSIO

1.000mm height bollard, for outdoor installation, 360° light distribution, phospho-chromatised and polyester powder coated die-cast aluminum head and extruded pole. Tempered safety glass, moulded silicone gasket and stainless steel screws. Built-in LED driver 220-240V 50-60Hz, with 24 x CREE "XH-G" LED. IP66 rating.



light source	light beam options	lumen output (lm)	lumin. efficacy (lm/w)
<b>3000°K warm-white</b>			
mid-power led	 radial 360°	1.600	80.00
<b>4000°K neutral-white</b>			
mid-power led	 radial 360°	1.650	82.50
<b>2700°K CCT</b> available on request			

#### Finish color options:

-  Textured Grey  
RAL 9006
-  Anthracite Grey  
RAL 7016
-  Matt Black  
(on request)

#### Technical features



#### Available on request



#### Technical data

Wattage	20 WATT
IP Rating	IP66
IK Rating	IK09
Material	High corrosion resistance extruded copper-free aluminum head and extruded pole
Coating	Polyester powder coating with phosphocromating pre-finish
Light Source	NR. 24 x CREE "XH-G" LED
Screws	Stainless steel
Transformer	Electronic power supply 220/240V 50/60Hz built-in
Gasket	Silicone rubber
Glass	Tempered
Cable gland	PG11
Power cable	1,5 meters power cable included
Gross weight	4,80 Kg



AC065  
ANCHORAGE UNIT  
FOR ALDER SERIES









# DOWNLIGHTS

luminaire	lumen package	page
709000 NANO DOWNLIGHT	60 - 930	482
701400 NANO LINEAR DOWNLIGHT	190 - 558	488
708000 TAG 03	270 - 924	494
701300 CIELO	100 - 3.353	496
701100 QUBO DOWNLIGHT	474 - 5.265	510
701200 CYLINDER	580 - 5.265	518
707000 TECH STEEL 03	480 - 960	526



### Technical features



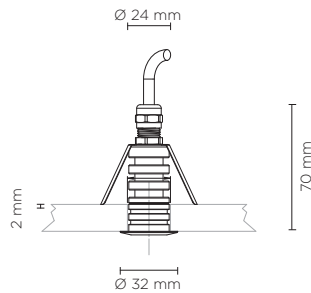
### Technical data

Wattage	1 WATT
IP Rating	IP68
IK Rating	IK09
Material	Hard anodized black aluminium body
Trim	Stainless steel AISI 316 L
Light source	Nr. 1 CREE XP-G2 LED
Remote driver	Constant current 350 mA
Gasket	Silicone rubber
Glass	Tempered
Cable gland	M12
Power cable	1 mt. neoprene power cable included
Gross weight	0,20 Kg

709003

## NANO XXS DOWNLIGHT

Round ceiling-recessed luminaire for outdoor installation, hard anodized black aluminium body and stainless steel AISI 316 front trim, tempered safety glass, moulded silicone gasket. Remote constant current 350 mA driver needed, with 1 CREE XP-G2 LED. IP68 rating.



### 350 mA - LED POWER 1.2W

light source	light beam options	lumen output (lm)	lumin. efficacy (lm/w)
<b>3000°K warm-white</b>			
high-power led	15°	75	75.00
high-power led	30°	65	65.00
high-power led	45°	60	60.00
<b>4000°K neutral-white</b>			
high-power led	15°	80	80.00
high-power led	30°	70	70.00
high-power led	45°	65	65.00

**2700°K CCT** available on request

### Finish color options:

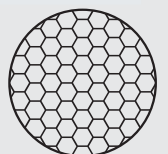
 Stainless Steel

### remote driver selection

brand	manufacturer code	type	watt	IP rate	numbers of fixtures
ALVIT Italy	AL1435S-IP	constant current 350mA	14W	IP67	min 1 - max 8
Meanwell	LPC-20-350	constant current 350mA	16.8W	IP67	min 4 - max 12



AC062  
HONEYCOMB LOUVER  
FOR NANO XXS



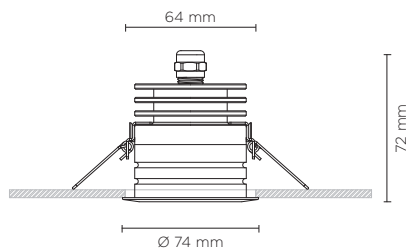




709001

## NANO XS DOWNLIGHT

Round ceiling-recessed luminaire for outdoor installation, hard anodized black aluminium body and stainless steel AISI 316 front trim, tempered safety glass, moulded silicone gasket. Remote constant current max 700 mA driver needed, with 1 CREE XP-L LED. IP68 rating.



### 350 mA - LED POWER 1.2W

light source	light beam options	lumen output (lm)	lumin. efficacy (lm/w)
<b>3000°K warm-white</b>			
high-power led	10°	138	115.00
high-power led	30°	132	110.00
high-power led	45°	125	104.00
<b>4000°K neutral-white</b>			
high-power led	10°	144	120.00
high-power led	30°	137	114.00
high-power led	45°	131	109.00

**2700°K CCT** available on request

### Finish color options:

 Stainless Steel







### Technical features









### Technical data

Wattage	Max 2,5 WATT
IP Rating	IP68
IK Rating	IK09
Material	Hard anodized black aluminium body
Trim	Stainless steel AISI 316 L
Light source	NR. 1 x CREE XP-L LED
Remote driver	Constant current max 700 mA
Gasket	Silicone rubber
Glass	Tempered
Cable gland	M12
Power cable	1 mt. neoprene power cable included
Gross weight	Kg 0,60

**500 mA - LED POWER 1.7W**

light source	light beam options	lumen output (lm)	lumin. efficacy (lm/w)
<b>3000°K warm-white</b>			
high-power led	 10°	196	115.00
high-power led	 30°	187	110.00
high-power led	 45°	177	104.00
<b>4000°K neutral-white</b>			
high-power led	 10°	204	120.00
high-power led	 30°	194	114.00
high-power led	 45°	186	109.00
<b>2700°K CCT</b> available on request			

**700 mA - LED POWER 2.5W**

light source	light beam options	lumen output (lm)	lumin. efficacy (lm/w)
<b>3000°K warm-white</b>			
high-power led	 10°	288	115.00
high-power led	 30°	275	110.00
high-power led	 45°	260	104.00
<b>4000°K neutral-white</b>			
high-power led	 10°	300	120.00
high-power led	 30°	285	114.00
high-power led	 45°	273	109.00
<b>2700°K CCT</b> available on request			

**GLARE SHIELD OPTIONS**

**AC055**

**STANDARD GLARE SHIELD**

Glare shield accessory made in hard anodized black aluminum, providing good balance in between glare control and light output.

**AC056**

**SUPER COMFORT GLARE SHIELD**

Glare shield accessory made in hard anodized black aluminum, for applications requiring very reduced glaring; minimal light loss on the light surface but overall lumen output typically reduced by 50%.

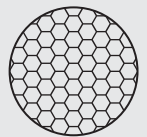
**remote driver selection**

brand	manufacturer code	type	watt	IP rate	numbers of fixtures
ALVIT Italy	AL1435S-IP	constant current 350mA	14W	IP67	min 1 - max 8
ALVIT Italy	AL1450S-IP	constant current 500mA	14W	IP67	min 1 - max 6
ALVIT Italy	AL1470S-IP	constant current 700mA	14W	IP67	min 1 - max 4



**OPTIONAL**

AC063  
HONEYCOMB LOUVER

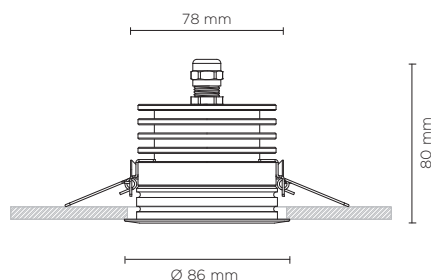




709002

## NANO DOWNLIGHT

Round ceiling-recessed luminaire for outdoor installation, hard anodized black aluminium body and stainless steel AISI 316 front trim, tempered safety glass, moulded silicone gasket. Remote constant current max 700 mA driver needed, with 1 CREE XHP35 HD LED. IP68 rating.



### 350 mA - LED POWER 5W

light source	light beam options	lumen output (lm)	lumin. efficacy (lm/w)
<b>3000°K warm-white</b>			
high-power led	4°	510	102.00
high-power led	10°	489	97.80
high-power led	28°	474	94.80
<b>4000°K neutral-white</b>			
high-power led	4°	520	104.00
high-power led	10°	499	99.80
high-power led	28°	484	96.80

**2700°K CCT** available on request

### Finish color options:

 Stainless Steel

### Technical features

IP68

IK09

CE

5 YEARS









### Technical data







Wattage	Max 10 WATT
IP Rating	IP68
IK Rating	IK09
Material	Hard anodized black aluminium body
Trim	Stainless steel AISI 316 L
Light source	NR. 1 x CREE XHP35 LED
Remote driver	Constant current max 700 mA
Gasket	Silicone rubber
Glass	Tempered
Cable gland	M12
Power cable	1 mt. neoprene power cable included
Gross weight	Kg 0,80



### 500 mA - LED POWER 7W

light source	light beam options	lumen output (lm)	lumin. efficacy (lm/w)
<b>3000°K warm-white</b>			
high-power led	 4°	690	98.57
high-power led	 10°	662	94.57
high-power led	 28°	642	91.71
<b>4000°K neutral-white</b>			
high-power led	 4°	703	100.43
high-power led	 10°	676	96.57
high-power led	 28°	656	93.71
<b>2700°K CCT</b> available on request			

### 700 mA - LED POWER 10W

light source	light beam options	lumen output (lm)	lumin. efficacy (lm/w)
<b>3000°K warm-white</b>			
high-power led	 4°	907	90.69
high-power led	 10°	872	87.20
high-power led	 28°	846	84.60
<b>4000°K neutral-white</b>			
high-power led	 4°	930	93.00
high-power led	 10°	890	89.00
high-power led	 28°	863	86.30
<b>2700°K CCT</b> available on request			

### GLARE SHIELD OPTIONS

#### AC057

#### STANDARD GLARE SHIELD

Glare shield accessory made in hard anodized black aluminum, providing good balance in between glare control and light output.

#### AC058

#### SUPER COMFORT GLARE SHIELD

Glare shield accessory made in hard anodized black aluminum, for applications requiring very reduced glaring; minimal light loss on the light surface but overall lumen output typically reduced by 50%.

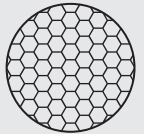
### remote driver selection

brand	manufacturer code	type	watt	IP rate	numbers of fixtures
ALVIT Italy	AL1435S-IP	constant current 350mA	14W	IP67	min 1 - max 2
ALVIT Italy	AL1450S-IP	constant current 500mA	14W	IP67	1
ALVIT Italy	AL1470S-IP	constant current 700mA	14W	IP67	1
TCI Italy	152014/350	constant current 350mA	17W	IP68	min 1 - max 3
TCI Italy	152014/500	constant current 500mA	24W	IP68	min 1 - max 3
TCI Italy	152014/700	constant current 700mA	30W	IP68	min 1 - max 3



### OPTIONAL

AC064  
HONEYCOMB LOUVER





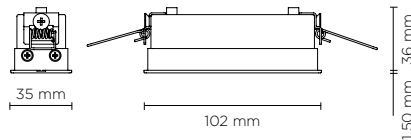
## Technical features



701401

# NANO LINEAR DOWNLIGHT HP

Linear shape ceiling-recessed luminaire for outdoor installation. Body in hard anodized aluminum with phosphochromatised and polyester powder coating and frontal cover in stainless steel AISI 316L, tempered safety glass. Remote constant current max 700mA driver needed, with 3 CREE XP-G2 LED. IP68 rating.



350 mA - LED POWER 3W				
light source	light beam options	lumen output (lm)	lumin. efficacy (lm/w)	
<b>2700°K warm-white</b>				
high-power led	8°	300	100.00	
high-power led	32°	287	95.80	
high-power led	45°	278	92.80	
<b>3000°K warm-white</b>				
high-power led	8°	306	102.00	
high-power led	32°	293	97.80	
high-power led	45°	284	94.80	
<b>4000°K neutral-white</b>				
high-power led	8°	312	104.00	
high-power led	32°	300	99.80	
high-power led	45°	290	96.80	

### Finish color options:

Stainless Steel

### Technical data

Wattage	MAX 6 WATT
IP Rating	IP68
IK Rating	IK08
Material	Hard anodized aluminum
Trim	Stainless steel AISI 316L
Coating	Polyester powder coating wit phosphochromating pre-finish
Light source	3 x CREE XP-G2 LED
Screws	Stainless steel
Remote driver	Constant current max 700mA
Glass	Tempered
Power cable	1 mt. power cable included
Gross weight	0,50 Kg

#### 500 mA - LED POWER 4.5W

light source	light beam options	lumen output (lm)	lumin. efficacy (lm/w)
<b>2700°K warm-white</b>			
high-power led	8°	378	83.75
high-power led	32°	360	80.25
high-power led	45°	350	77.75
<b>3000°K warm-white</b>			
high-power led	8°	387	86.25
high-power led	32°	373	82.75
high-power led	45°	360	80.25
<b>4000°K neutral-white</b>			
high-power led	8°	396	87.88
high-power led	32°	380	84.50
high-power led	45°	369	82.00

#### 700 mA - LED POWER 6W

light source	light beam options	lumen output (lm)	lumin. efficacy (lm/w)
<b>2700°K warm-white</b>			
high-power led	8°	538	89.70
high-power led	32°	512	85.33
high-power led	45°	501	83.60
<b>3000°K warm-white</b>			
high-power led	8°	546	90.69
high-power led	32°	522	87.20
high-power led	45°	507	84.60
<b>4000°K neutral-white</b>			
high-power led	8°	558	93.00
high-power led	32°	534	89.00
high-power led	45°	518	86.30



#### remote driver selection

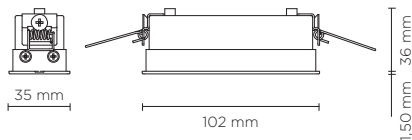
brand	manufacturer code	type	watt	IP rate	numbers of fixtures
ALVIT Italy	AL1435S-IP	constant current 350mA	14W	IP67	min 1 - max 4
ALVIT Italy	AL1450S-IP	constant current 500mA	14W	IP67	min 1 - max 3
ALVIT Italy	AL1470S-IP	constant current 700mA	14W	IP67	min 1 - max 2
TCI Italy	152014/350	constant current 350mA	17W	IP68	min 1 - max 5
TCI Italy	152014/500	constant current 500mA	24W	IP68	min 1 - max 5
TCI Italy	152014/700	constant current 700mA	30W	IP68	min 1 - max 4



701402

# NANO LINEAR DOWNLIGHT WALL-WASHER

Linear shape ceiling-recessed luminaire for outdoor installation. Body in hard anodized aluminum with phosphochromatised and polyester powder coating and frontal cover in stainless steel AISI 316L, tempered safety glass. Remote constant current 500mA driver needed, with 16 x mid-power SAMSUNG 2835 LED. IP68 rating.






## Technical features



## Technical data

Wattage	6 WATT
IP Rating	IP68
IK Rating	IK08
Material	Hard anodized aluminum
Trim	Stainless steel AISI 316L
Coating	Polyester powder coating with phosphochromating pre-finish
Light Source	Nr. 16 x mid-power SAMSUNG 2835 LED
Screws	Stainless steel
Remote driver	Constant current max 500mA
Glass	Tempered
Power cable	1 mt. power cable included
Gross weight	0,50 Kg

light source	light beam options	lumen output (lm)	lumin. efficacy (lm/w)
<b>2700°K warm-white</b>			
mid-power led	 WALL-WASHER	450	75.00
<b>3000°K warm-white</b>			
mid-power led	 WALL-WASHER	470	78.34
<b>4000°K neutral-white</b>			
mid-power led	 WALL-WASHER	490	81.67

### Finish color options:

 Stainless Steel

### remote driver selection

brand	manufacturer code	type	watt	IP rate	numbers of fixtures
ALVIT Italy	AL1450S-IP	constant current 500mA	14W	IP67	min 1 - max 2
TCl Italy	152014/500	constant current 500mA	24W	IP68	min 1 - max 3



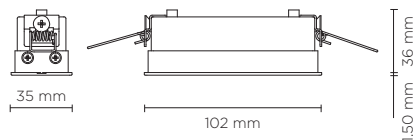







701403

## NANO LINEAR DOWNLIGHT BLADE

Linear shape ceiling-recessed luminaire for outdoor installation. Body in hard anodized aluminum with phosphochromatised and polyester powder coating and frontal cover in stainless steel AISI 316L, tempered safety glass. Remote constant current max 700mA driver needed, with 3 CREE XP-G2 LED. IP68 rating.



### 350 mA - LED POWER 3W

light source	light beam options	lumen output (lm)	lumin. efficacy (lm/w)
<b>2700°K warm-white</b>			
high-power led	 20°x100°	210	70.00
<b>3000°K warm-white</b>			
high-power led	 20°x100°	220	73.33
<b>4000°K neutral-white</b>			
high-power led	 20°x100°	230	76.66

### Finish color options:

 Stainless Steel

### Technical features

IP68

IK08

CE

5 YEARS






NEW




### Technical data

Wattage	MAX 6 WATT
IP Rating	IP68
IK Rating	IK08
Material	Hard anodized aluminum
Trim	Stainless steel AISI 316L
Coating	Polyester powder coating with phosphochromating pre-finish
Light source	3 x CREE XP-G2 LED
Screws	Stainless steel
Remote driver	Constant current max 700mA
Glass	Tempered
Power cable	1 mt. power cable included
Gross weight	0,50 Kg

**500 mA - LED POWER 4.5W**

light source	light beam options	lumen output (lm)	lumin. efficacy (lm/w)
<b>2700°K warm-white</b>			
high-power led	 20°x100°	315	70.00
<b>3000°K warm-white</b>			
high-power led	 20°x100°	330	73.33
<b>4000°K neutral-white</b>			
high-power led	 20°x100°	345	76.66


**700 mA - LED POWER 6W**

light source	light beam options	lumen output (lm)	lumin. efficacy (lm/w)
<b>2700°K warm-white</b>			
high-power led	 20°x100°	420	70.00
<b>3000°K warm-white</b>			
high-power led	 20°x100°	440	73.33
<b>4000°K neutral-white</b>			
high-power led	 20°x100°	460	76.66



**remote driver selection**

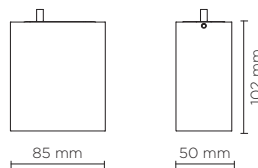
brand	manufacturer code	type	watt	IP rate	numbers of fixtures
ALVIT Italy	AL1435S-IP	constant current 350mA	14W	IP67	min 1 - max 4
ALVIT Italy	AL1450S-IP	constant current 500mA	14W	IP67	min 1 - max 3
ALVIT Italy	AL1470S-IP	constant current 700mA	14W	IP67	min 1 - max 2
TCI Italy	152014/350	constant current 350mA	17W	IP68	min 1 - max 5
TCI Italy	152014/500	constant current 500mA	24W	IP68	min 1 - max 5
TCI Italy	152014/700	constant current 700mA	30W	IP68	min 1 - max 4



708001

## TAG MINI 03

Downlight luminaire to be surface mounted on a ceiling, with downward light distribution. Luminaire body is made of extruded copper-free aluminum, secured with die-cast aluminum base, tempered safety glass, moulded silicone gasket and stainless steel screws. Built-in LED driver 220-240V 50-60Hz, with nr. 2 CREE XP-G2 LED. IP65 rating.



light source	light beam options	lumen output (lm)	lumin. efficacy (lm/w)
<b>3000°K warm-white</b>			
high-power led	18°	280	62.22
high-power led	36°	270	60.00
<b>4000°K neutral-white</b>			
high-power led	18°	308	68.44
high-power led	36°	292	64.88

### Finish color options:

Textured Grey  
RAL 9006

Anthracite Grey  
RAL 7016

Matt Black  
(on request)

### Technical features



### Technical data

Wattage	4.5 WATT
IP Rating	IP65
IK Rating	IK08
Material	High corrosion resistance extruded copper-free aluminum body
Coating	Polyester powder coating with phosphochromating pre-finish
Light source	NR. 2 CREE XP-G2 LED
Screws	Stainless steel
Transformer	Electronic power supply 220/240V 50/60Hz built-in
Gasket	Silicone rubber
Power cable	0,10 mt. neoprene power cable included
Glass	Tempered
Cable gland	M16 rubber grommet
Gross weight	0,80 Kg

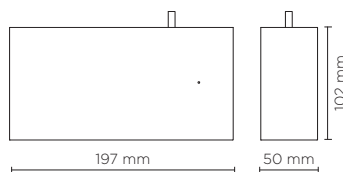




708002

## TAG MEDIUM 03

Downlight luminaire to be surface mounted on a ceiling, with downward light distribution. Luminaire body is made of extruded copper-free aluminum, secured with die-cast aluminum base, tempered safety glass, moulded silicone gasket and stainless steel screws. Built-in LED driver 220-240V 50-60Hz, with nr. 6 CREE XP-G2 LED. IP65 rating.



light source	light beam options	lumen output (lm)	lumin. efficacy (lm/w)
<b>3000°K warm-white</b>			
high-power led	18°	840	105.00
high-power led	36°	810	101.25
<b>4000°K neutral-white</b>			
high-power led	18°	924	115.50
high-power led	36°	876	109.50

### Finish color options:



### Technical features



### Available on request



### Technical data

Wattage	8 WATT
IP Rating	IP65
IK Rating	IK08
Material	High corrosion resistance extruded copper-free aluminum body
Coating	Polyester powder coating with phosphochromating pre-finish
Light source	NR. 6 CREE XP-G2 LED
Screws	Stainless steel
Transformer	Electronic power supply 220/240V 50/60Hz built-in
Gasket	Silicone rubber
Power cable	0,10 mt. neoprene power cable included
Glass	Tempered
Cable gland	M16 rubber grommet
Gross weight	1,50 Kg



701301

## CIELO MINI COB

Diameter 154mm ceiling-recessed luminaire for outdoor installation, phospho-chromatised and polyester powder coated die-cast copper-free aluminium body and stainless steel AISI 316L frame, tempered safety glass, moulded silicone gasket. Light source tilt system +/- 15deg from outside. Built-in LED driver 220-240V 50-60Hz, with 1 CREE CXB1304 LED. IP67 rating.

light source	light beam options	lumen output (lm)	lumin. efficacy (lm/w)
<b>2700°K warm-white</b>			
cob led	18°	600	75.00
cob led	36°	580	72.50
cob led	60°	560	70.00
<b>3000°K warm-white</b>			
cob led	18°	620	77.50
cob led	36°	600	75.00
cob led	60°	580	72.50
<b>4000°K neutral-white</b>			
cob led	18°	640	80.00
cob led	36°	620	77.50
cob led	60°	600	75.00

### Finish color options:

Stainless Steel

## ACCESSORIES

AC116 - HONEYCOMB LOUVER FOR CIELO MINI



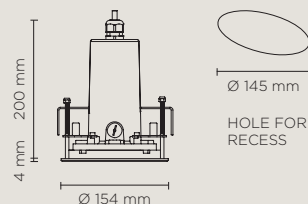
AC117 - GLARE SHIELD FOR CIELO MINI



## Technical features



## Available on request



## Technical data

Wattage	8 WATT
IP Rating	IP67
IK Rating	IK10
Material	high corrosion resistance die-cast copper-free aluminium
Trim	Stainless steel AISI 316L
Coating	polyester powder coating with phosphochromating pre-finish
Light Source	Nr. 1 CREE CXB1304 COB LED
Screws	Stainless steel
Transformer	Electrical power supply 220/240V 50/60Hz built in
Gasket	Silicone rubber
Glass	Tempered
Cable gland	M20
Power cable	1 mt. neoprene power cable included
Gross weight	2,40 Kg



Glare shield accessory made in hard anodized black aluminum, for applications requiring very reduced glaring; minimal light loss on the light surface but overall lumen output typically reduced by 50%.



701302

## CIELO MINI HP

Diameter 154mm ceiling-recessed luminaire for outdoor installation, phosphochromatised and polyester powder coated die-cast copper-free aluminium body and stainless steel AISI 316L frame, tempered safety glass, moulded silicone gasket. Light source tilt system +/- 15deg from outside. Built-in LED driver 220-240V 50-60Hz, with 1 CREE "XHP35" LED. IP67 rating.

light source	light beam options	lumen output (lm)	lumin. efficacy (lm/w)
<b>2700°K warm-white</b>			
high-power led	4°	670	83.75
high-power led	10°	642	80.25
high-power led	28°	622	77.75
<b>3000°K warm-white</b>			
high-power led	4°	690	86.25
high-power led	10°	662	82.75
high-power led	28°	642	80.25
<b>4000°K neutral-white</b>			
high-power led	4°	703	87.88
high-power led	10°	676	84.50
high-power led	28°	656	82.00

### Finish color options:

Stainless Steel

## ACCESSORIES

AC116 - HONEYCOMB LOUVER FOR CIELO MINI



AC117 - GLARE SHIELD FOR CIELO MINI

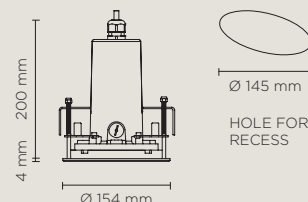


Glare shield accessory made in hard anodized black aluminum, for applications requiring very reduced glaring; minimal light loss on the light surface but overall lumen output typically reduced by 50%.

## Technical features



## Available on request



## Technical data

Wattage	8 WATT
IP Rating	IP67
IK Rating	IK10
Material	high corrosion resistance die-cast copper-free aluminum
Trim	Stainless steel AISI 316L
Coating	polyester powder coating with phosphochromating pre-finish
Light Source	Nr. 1 CREE XHP35 LED
Screws	Stainless steel
Transformer	Electrical power supply 220/240V 50/60Hz built in
Gasket	Silicone rubber
Glass	Tempered
Cable gland	M20
Power cable	1 mt. neoprene power cable included
Gross weight	2,40 Kg








701303

## CIELO MINI HP DMX RGBW

Diameter 154mm ceiling-recessed luminaire for outdoor installation, phosphochromatised and polyester powder coated die-cast copper-free aluminium body and stainless steel AISI 316L frame, tempered safety glass, moulded silicone gasket. Light source tilt system +/- 15deg from outside. Remote 24V DC power supply needed, DMX interface integrated; with 1 x CREE "XML" RGBW LED. IP67 rating.

light source	light beam options	lumen output (lm)	lumin. efficacy (lm/w)
<b>RGBW</b>			
high-power led	 12°	160	35.55
high-power led	 25°	152	33.78
high-power led	 35°	145	32.23

### Finish color options:

Stainless Steel

### remote driver selection

brand	manufacturer code	type	watt	IP rate	numbers of fixtures
Meanwell	LPV-20-24	constant voltage 24V DC	20W	IP67	min 1 - max 3
Meanwell	LPV-35-24	constant voltage 24V DC	35W	IP67	min 1 - max 6

## ACCESSORIES

AC116 - HONEYCOMB LOUVER FOR CIELO MINI



AC117 - GLARE SHIELD FOR CIELO MINI

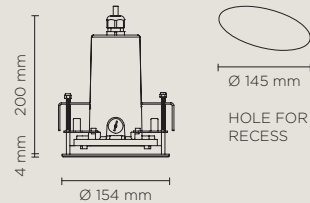


Glare shield accessory made in hard anodized black aluminum, for applications requiring very reduced glaring; minimal light loss on the light surface but overall lumen output typically reduced by 50%.

### Technical features



### Available on request



### Technical data

Wattage	4.5 WATT
IP Rating	IP67
IK Rating	IK10
Material	high corrosion resistance die-cast copper-free aluminium
Trim	Stainless steel AISI 316L
Coating	polyester powder coating with phosphochromating pre-finish
Light Source	Nr. 1 CREE "XML" RGBW LED
Screws	Stainless steel
Remote driver	Constant voltage 24V DC remote driver needed
DMX	DMX interface integrated
Gasket	Silicone rubber
Glass	Tempered
Cable gland	M20 + PG9
Power cable	1 mt. neoprene power cable included
DMX cable	DMX IN cable included
Gross weight	2,40 Kg





701304

## CIELO MINI DIFFUSED

Diameter 154mm ceiling-recessed luminaire for outdoor installation, phosphochromatised and polyester powder coated die-cast copper-free aluminium body and stainless steel AISI 316L frame, tempered safety glass, moulded silicone gasket. Built-in LED driver 220-240V 50-60Hz, with 16 x mid-power SAMSUNG 2835 LED. IP67 rating.

light source	light beam options	lumen output (lm)	lumin. efficacy (lm/w)
--------------	--------------------	-------------------	------------------------

### 2700°K warm-white

mid-power led	diffused	100	16.67
---------------	----------	-----	-------

### 3000°K warm-white

mid-power led	diffused	110	18.34
---------------	----------	-----	-------

### 4000°K neutral-white

mid-power led	diffused	120	20.00
---------------	----------	-----	-------

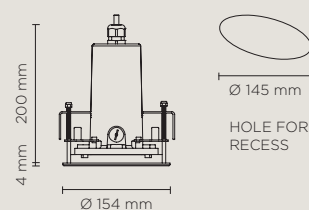
#### Finish color options:

 Stainless Steel

#### Technical features



#### Available on request



#### Technical data

Wattage	6 WATT
IP Rating	IP67
IK Rating	IK10
Material	high corrosion resistance die-cast copper-free aluminum
Trim	Stainless steel AISI 316L
Coating	polyester powder coating with phosphochromating pre-finish
Light Source	Nr. 16 x mid-power SAMSUNG 2835 LED
Screws	Stainless steel
Transformer	Electrical power supply 220/240V 50/60Hz built in
Gasket	Silicone rubber
Glass	Tempered
Cable gland	M20
Power cable	1 mt. neoprene power cable included
Gross weight	2,40 Kg





701305

## CIELO MINI WALL-WASHER

Diameter 154mm ceiling-recessed luminaire for outdoor installation, phosphochromatised and polyester powder coated die-cast copper-free aluminium body and stainless steel AISI 316L frame, tempered safety glass, moulded silicone gasket. Built-in LED driver 220-240V 50-60Hz, with 16 x mid-power SAMSUNG 2835 LED. IP67 rating.

light source	light beam options	lumen output (lm)	lumin. efficacy (lm/w)
<b>2700°K warm-white</b>			
mid-power led	WALL-WASHER	450	75.00
<b>3000°K warm-white</b>			
mid-power led	WALL-WASHER	470	78.34
<b>4000°K neutral-white</b>			
mid-power led	WALL-WASHER	490	81.67

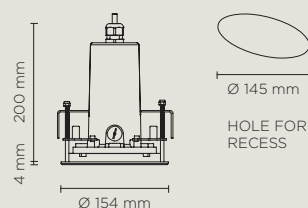
### Finish color options:

Stainless Steel

### Technical features



### Available on request



### Technical data

Wattage	6 WATT
IP Rating	IP67
IK Rating	IK10
Material	high corrosion resistance die-cast copper-free aluminium
Trim	Stainless steel AISI 316L
Coating	polyester powder coating with phosphochromating pre-finish
Light Source	Nr. 16 x mid-power SAMSUNG 2835 LED
Screws	Stainless steel
Transformer	Electrical power supply 220/240V 50/60Hz built-in
Gasket	Silicone rubber
Glass	Tempered
Cable gland	M20
Power cable	1 mt. neoprene power cable included
Gross weight	2,40 Kg





701306

## CIELO MINI BLADE

Diameter 154mm ceiling-recessed luminaire for outdoor installation, phosphochromatised and polyester powder coated die-cast copper-free aluminium body and stainless steel AISI 316L frame, tempered safety glass, moulded silicone gasket. Built-in LED driver 220-240V 50-60Hz, with 1 CREE "XHP35" LED.

IP67 rating.

light source	light beam options	lumen output (lm)	lumin. efficacy (lm/w)
<b>2700°K warm-white</b>			
high-power led	8° x 170°	560	70.00
<b>3000°K neutral-white</b>			
high-power led	8° x 170°	582	72.75
<b>4000°K neutral-white</b>			
high-power led	8° x 170°	600	75.00

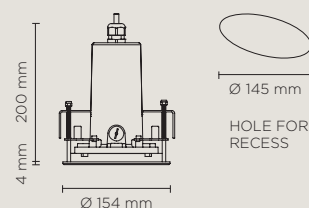
### Finish color options:

 Stainless Steel

### Technical features



### Available on request



### Technical data

Wattage	8 WATT
IP Rating	IP67
IK Rating	IK10
Material	high corrosion resistance die-cast copper-free aluminum
Trim	Stainless steel AISI 316L
Coating	polyester powder coating with phosphochromating pre-finish
Light Source	Nr. 1 CREE XHP35 LED
Screws	Stainless steel
Transformer	Electrical power supply 220/240V 50/60Hz built in
Gasket	Silicone rubber
Glass	Tempered
Cable gland	M20
Power cable	1 mt. neoprene power cable included
Gross weight	2,40 Kg





701307

## CIELO MEDIUM COB

Diameter 219mm ceiling-recessed luminaire for outdoor installation, phosphochromatised and polyester powder coated die-cast copper-free aluminium body and stainless steel AISI 316L frame, tempered safety glass, moulded silicone gasket. Light source tilt system +/- 15deg from outside. Built-in LED driver 220-240V 50-60Hz, with 1 CREE CXB1512 LED. IP67 rating.

light source	light beam options	lumen output (lm)	lumin. efficacy (lm/w)
<b>2700°K warm-white</b>			
cob led	14°	1.050	80.77
cob led	35°	1.000	76.93
cob led	55°	980	75.38
<b>3000°K warm-white</b>			
cob led	14°	1.099	84.54
cob led	35°	1.079	83.00
cob led	55°	1.057	81.31
<b>4000°K neutral-white</b>			
cob led	14°	1.133	87.15
cob led	35°	1.113	85.62
cob led	55°	1.090	83.85

### Finish color options:

Stainless Steel

### ACCESSORIES

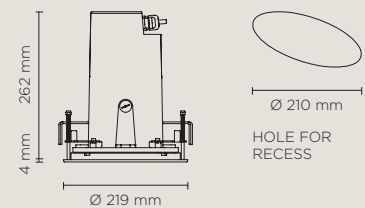


AC118  
HONEYCOMB LOUVER  
FOR CIELO MEDIUM

### Technical features



### Available on request



### Technical data

Wattage	13 WATT
IP Rating	IP67
IK Rating	IK10
Material	high corrosion resistance die-cast copper-free aluminum
Trim	Stainless steel AISI 316L
Coating	polyester powder coating with phosphocromating pre-finish
Light Source	Nr. 1 CREE CXB1512 LED
Screws	Stainless steel
Transformer	Electrical power supply 220/240V 50/60Hz built in
Gasket	Silicone rubber
Glass	Tempered
Cable gland	M20
Power cable	1 mt. neoprene power cable included
Gross weight	4,70 Kg







701308

## CIELO MEDIUM HP

Diameter 219mm ceiling-recessed luminaire for outdoor installation, phosphochromatised and polyester powder coated die-cast copper-free aluminium body and stainless steel AISI 316L frame, tempered safety glass, moulded silicone gasket. Light source tilt system +/- 15deg from outside. Built-in LED driver, with 3 x CREE "XHP35" LED. IP67 rating.

light source	light beam options	lumen output (lm)	lumin. efficacy (lm/w)
<b>2700°K warm-white</b>			
high-power led	4°	1.809	90.45
high-power led	10°	1.733	86.65
high-power led	28°	1.679	83.95
<b>3000°K warm-white</b>			
high-power led	4°	1.863	93.15
high-power led	10°	1.787	89.35
high-power led	28°	1.733	86.65
<b>4000°K neutral-white</b>			
high-power led	4°	1.898	94.90
high-power led	10°	1.825	91.25
high-power led	28°	1.771	88.55

### Finish color options:

Stainless Steel

### ACCESSORIES

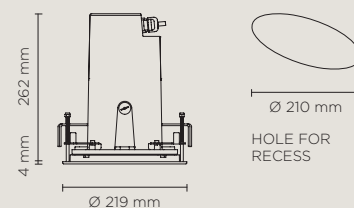


AC118  
HONEYCOMB LOUVER  
FOR CIELO MEDIUM

### Technical features



### Available on request



### Technical data

Wattage	20 WATT
IP Rating	IP67
IK Rating	IK10
Material	high corrosion resistance die-cast copper-free aluminium
Trim	Stainless steel AISI 316L
Coating	polyester powder coating with phosphochromating pre-finish
Light Source	Nr. 3 CREE XHP35 LED
Screws	Stainless steel
Transformer	Electrical power supply 220/240V 50/60Hz built in
Gasket	Silicone rubber
Glass	Tempered
Cable gland	M20
Power cable	1 mt. neoprene power cable included
Gross weight	4,70 Kg








701309

## CIELO MEDIUM HP DMX RGBW

Diameter 219mm ceiling-recessed luminaire for outdoor installation, phosphochromatised and polyester powder coated die-cast copper-free aluminium body and stainless steel AISI 316L frame, tempered safety glass, moulded silicone gasket. Light source tilt system +/- 15deg from outside. Built-in LED driver, DMX interface integrated; with 3 x CREE "XML" RGBW LED. IP67 rating.

light source	light beam options	lumen output (lm)	lumin. efficacy (lm/w)
<b>RGBW</b>			
high-power led	 12°	480	34.28
high-power led	 25°	456	32.58
high-power led	 35°	435	31.07

### Finish color options:

Stainless Steel

### ACCESSORIES

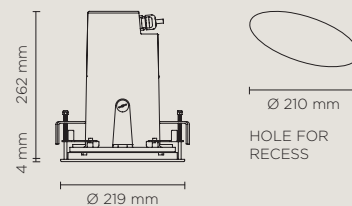


AC118  
HONEYCOMB LOUVER  
FOR CIELO MEDIUM

### Technical features



### Available on request



### Technical data

Wattage	14 WATT
IP Rating	IP67
IK Rating	IK10
Material	high corrosion resistance die-cast copper-free aluminium
Trim	Stainless steel AISI 316L
Coating	polyester powder coating with phosphochromating pre-finish
Light Source	Nr. 1 CREE "XML" RGBW LED
Screws	Stainless steel
Transformer	Electronic power supply 220/240V 50/60Hz built-in
DMX	DMX interface integrated
Gasket	Silicone rubber
Glass	Tempered
Cable gland	M20 + PG9
Power cable	1 mt. neoprene power cable included
DMX cable	DMX IN cable included
Gross weight	4,70 Kg





701310

## CIELO MEDIUM WALL-WASHER

Diameter 219mm ceiling-recessed luminaire for outdoor installation, phosphochromatised and polyester powder coated die-cast copper-free aluminium body and stainless steel AISI 316L frame, tempered safety glass, moulded silicone gasket. Built-in LED driver 220-240V 50-60Hz, with 32 x mid-power SAMSUNG 2835 LED. IP67 rating.

light source	light beam options	lumen output (lm)	lumin. efficacy (lm/w)
<b>2700°K warm-white</b>			
mid-power led	WALL-WASHER	900	69.23
<b>3000°K warm-white</b>			
mid-power led	WALL-WASHER	940	72.31
<b>4000°K neutral-white</b>			
mid-power led	WALL-WASHER	980	75.38

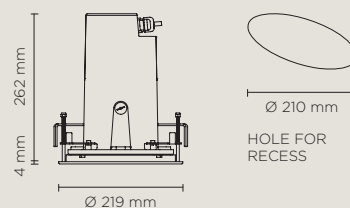
### Finish color options:

 Stainless Steel

### Technical features



### Available on request



### Technical data

Wattage	13 WATT
IP Rating	IP67
IK Rating	IK10
Material	high corrosion resistance die-cast copper-free aluminum
Trim	Stainless steel AISI 316L
Coating	polyester powder coating with phosphochromating pre-finish
Light Source	Nr. 32 x mid-power SAMSUNG 2835 LED
Screws	Stainless steel
Transformer	Electrical power supply 220/240V 50/60Hz built-in
Gasket	Silicone rubber
Glass	Tempered
Cable gland	M20
Power cable	1 mt. neoprene power cable included
Gross weight	4,70 Kg





701311

## CIELO MAXI COB

Diameter 254mm ceiling-recessed luminaire for outdoor installation, phosphochromatised and polyester powder coated die-cast copper-free aluminium body and stainless steel AISI 316L frame, tempered safety glass, moulded silicone gasket. Light source tilt system +/- 15deg from outside. Built-in LED driver 220-240V 50-60Hz, with 1 CREE CXB2540 LED. IP67 rating.

light source	light beam options	lumen output (lm)	lumin. efficacy (lm/w)
<b>2700°K warm-white</b>			
cob led	14°	2.960	92.50
cob led	35°	2.940	91.88
cob led	55°	2.920	91.25
<b>3000°K warm-white</b>			
cob led	14°	2.970	92.81
cob led	35°	2.950	92.19
cob led	55°	2.930	91.56
<b>4000°K neutral-white</b>			
cob led	14°	2.990	93.44
cob led	35°	2.970	92.81
cob led	55°	2.950	92.19

### Finish color options:

Stainless Steel

### ACCESSORIES

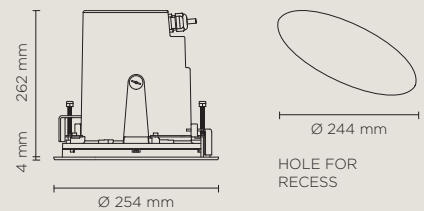


AC119  
HONEYCOMB LOUVER  
FOR CIELO MAXI

### Technical features



### Available on request



### Technical data

Wattage	32 WATT
IP Rating	IP67
IK Rating	IK10
Material	high corrosion resistance die-cast copper-free aluminum
Trim	Stainless steel AISI 316L
Coating	polyester powder coating with phosphochromating pre-finish
Light Source	Nr. 1 CREE CXB2540 COB LED
Screws	Stainless steel
Transformer	Electrical power supply 220/240V 50/60Hz built in
Gasket	Silicone rubber
Glass	Tempered
Cable gland	M20
Power cable	1 mt. neoprene power cable included
Gross weight	5,70 Kg





701312

## CIELO MAXI HP

Diameter 254mm ceiling-recessed luminaire for outdoor installation, phosphochromatised and polyester powder coated die-cast copper-free aluminium body and stainless steel AISI 316L frame, tempered safety glass, moulded silicone gasket. Light source tilt system +/- 15deg from outside. Built-in LED driver, with 4 x CREE "XHP50.2" LED. IP67 rating.

light source	light beam options	lumen output (lm)	lumin. efficacy (lm/w)
<b>2700°K warm-white</b>			
high-power led	4°	3.296	96.94
high-power led	10°	3.268	96.12
high-power led	28°	3.239	95.26
<b>3000°K warm-white</b>			
high-power led	4°	3.325	97.79
high-power led	10°	3.296	96.94
high-power led	28°	3.268	96.12
<b>4000°K neutral-white</b>			
high-power led	4°	3.353	98.62
high-power led	10°	3.325	97.79
high-power led	28°	3.296	96.94

### Finish color options:

Stainless Steel

### ACCESSORIES

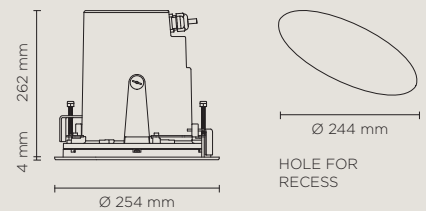


AC119  
HONEYCOMB LOUVER  
FOR CIELO MAXI

### Technical features



### Available on request



### Technical data

Wattage	34 WATT
IP Rating	IP67
IK Rating	IK10
Material	high corrosion resistance die-cast copper-free aluminium
Trim	Stainless steel AISI 316L
Coating	polyester powder coating with phosphochromating pre-finish
Light Source	Nr. 4 CREE XHP50.2 LED
Screws	Stainless steel
Transformer	Electrical power supply 220/240V 50/60Hz built in
Gasket	Silicone rubber
Glass	Tempered
Cable gland	M20
Power cable	1 mt. neoprene power cable included
Gross weight	5,70 Kg








701313

## CIELO MAXI HP DMX RGBW

Diameter 254mm ceiling-recessed luminaire for outdoor installation, phosphochromatised and polyester powder coated die-cast copper-free aluminium body and stainless steel AISI 316L frame, tempered safety glass, moulded silicone gasket. Light source tilt system +/- 15deg from outside. Built-in LED driver, DMX interface integrated; with 6 x CREE "XML" RGBW LED. IP67 rating.

light source	light beam options	lumen output (lm)	lumin. efficacy (lm/w)
--------------	--------------------	-------------------	------------------------

### RGBW

high-power led	 12°	1.000	35.71
high-power led	 25°	992	35.43
high-power led	 35°	981	35.04

### Finish color options:

 Stainless Steel

### ACCESSORIES

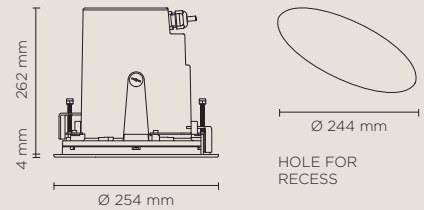


AC119  
HONEYCOMB LOUVER  
FOR CIELO MAXI

### Technical features



### Available on request



### Technical data

Wattage	28 WATT
IP Rating	IP67
IK Rating	IK10
Material	high corrosion resistance die-cast copper-free aluminium
Trim	Stainless steel AISI 316L
Coating	polyester powder coating with phosphochromating pre-finish
Light Source	Nr. 6 CREE "XML" RGBW LED
Screws	Stainless steel
Transformer	Electrical power supply 220/240V 50/60Hz built-in
DMX	DMX interface integrated
Gasket	Silicone rubber
Glass	Tempered
Cable gland	M20 + PG9
Power cable	1 mt. neoprene power cable included
DMX cable	DMX IN cable included
Gross weight	5,70 Kg





701314

## CIELO MAXI WALL-WASHER

Diameter 254mm ceiling-recessed luminaire for outdoor installation, phosphochromatised and polyester powder coated die-cast copper-free aluminium body and stainless steel AISI 316L frame, tempered safety glass, moulded silicone gasket. Built-in LED driver 220-240V 50-60Hz, with 66 x mid-power SAMSUNG 2835 LED. IP67 rating.

light source	light beam options	lumen output (lm)	lumin. efficacy (lm/w)
<b>2700°K warm-white</b>			
mid-power led	WALL-WASHER	1800	75.00
<b>3000°K warm-white</b>			
mid-power led	WALL-WASHER	1880	78.33
<b>4000°K neutral-white</b>			
mid-power led	WALL-WASHER	1960	81.67

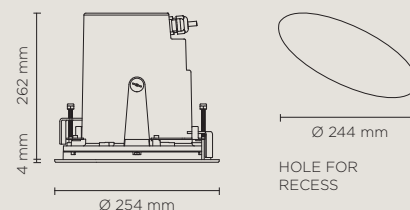
### Finish color options:

 Stainless Steel

### Technical features




### Available on request



### Technical data

Wattage	24 WATT
IP Rating	IP67
IK Rating	IK10
Material	high corrosion resistance die-cast copper-free aluminum
Trim	Stainless steel AISI 316L
Coating	polyester powder coating with phosphochromating pre-finish
Light Source	Nr. 66 x mid-power SAMSUNG 2835 LED
Screws	Stainless steel
Transformer	Electrical power supply 220/240V 50/60Hz built-in
Gasket	Silicone rubber
Glass	Tempered
Cable gland	M20
Power cable	1 mt. neoprene power cable included
Gross weight	5,70 Kg

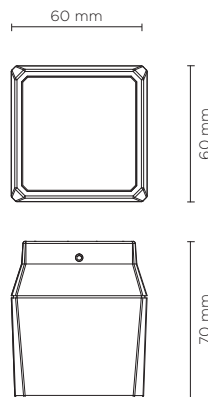




701101

# QUBO MICRO HP DOWNLIGHT

Surface mounted luminaire for outdoor ceiling installation. Phospho-chromatised and polyester powder coated die-cast copper-free aluminium base and head, tempered safety glass, moulded silicone gaskets, with screws in stainless steel. Remote 24V DC power supply needed, with 1 x CREE "XHP35" LED. IP66 rating.



light source	light beam options	lumen output (lm)	lumin. efficacy (lm/w)
<b>3000°K warm-white</b>			
high-power led	4°	510	85.00
high-power led	10°	489	81.50
high-power led	28°	474	79.00
<b>4000°K neutral-white</b>			
high-power led	4°	520	86.67
high-power led	10°	499	83.17
high-power led	28°	484	80.67
<b>2700°K CCT</b> available on request			

### Finish color options:

- Textured Grey  
RAL 9006
- Anthracite Grey  
RAL 7016
- Matt Black  
(on request)

### remote driver selection

brand	manufacturer code	type	watt	IP rate	numbers of fixtures
Meanwell	LPV-20-24	constant voltage 24V DC	20W	IP67	min 1 - max 3
Meanwell	LPV-35-24	constant voltage 24V DC	35W	IP67	min 1 - max 5
Meanwell	LPV-60-24	constant voltage 24V DC	60W	IP67	min 1 - max 9

### Technical features



### Technical data

Wattage	6 WATT
IP Rating	IP66
IK Rating	IK10
Material	High corrosion resistance die-cast copper-free aluminum body
Coating	Polyester powder coating with phosphochromating pre-finish
Light source	1 x CREE "XHP35" LED
Screws	Stainless steel
Remote driver	Constant voltage 24V DC
Gasket	Silicone rubber
Glass	Tempered
Power cable	1 mt. power cable included
Gross weight	0,70 Kg








701102

## QUBO MINI COB DOWNLIGHT

Surface mounted luminaire for outdoor ceiling installation. Phospho-chromatised and polyester powder coated die-cast copper-free aluminium base and head, tempered safety glass, moulded silicone gaskets, with screws in stainless steel. Built-in LED driver, with 1 COB CREE "CXB 1310" LED. IP66 rating.



light source	light beam options	lumen output (lm)	lumin. efficacy (lm/w)
<b>3000°K warm-white</b>			
cob led	14°	1.100	110
cob led	35°	1.060	106
cob led	55°	1.000	100
<b>4000°K neutral-white</b>			
cob led	14°	1.200	120
cob led	35°	1.140	114
cob led	55°	1.083	108
<b>2700°K CCT available on request</b>			

### Finish color options:

Textured Grey  
RAL 9006

Anthracite Grey  
RAL 7016

Matt Black  
(on request)

### Technical features



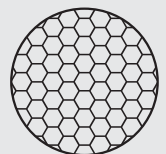
### Available on request



### Technical data

Wattage	10 WATT
IP Rating	IP66
IK Rating	IK10
Material	High corrosion resistance die-cast copper-free aluminum body
Coating	Polyester powder coating with phosphochromating pre-finish
Light source	1 x COB CREE "CXB 1310" LED
Screws	Stainless steel
Transformer	Electrical power supply 220/240V 50/60Hz built-in
Gasket	Silicone rubber
Glass	Tempered
Power cable	1 mt. power cable included
Gross weight	1,30 Kg

AC072  
HONEYCOMB LOUVER

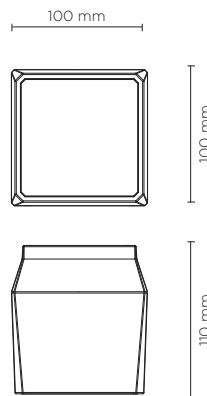




701105

## QUBO MINI HP DOWNLIGHT

Surface mounted luminaire for outdoor ceiling installation. Phospho-chromatised and polyester powder coated die-cast copper-free aluminium base and head, tempered safety glass, moulded silicone gaskets, with screws in stainless steel. Built-in LED driver, with 1 x CREE "XHP35" LED. IP66 rating.



light source	light beam options	lumen output (lm)	lumin. efficacy (lm/w)
<b>3000°K warm-white</b>			
cob led	4°	690	86.25
cob led	10°	662	82.75
cob led	28°	642	80.25
<b>4000°K neutral-white</b>			
cob led	4°	703	87.88
cob led	10°	676	84.50
cob led	28°	656	82.00
<b>2700°K CCT</b> available on request			

### Finish color options:

Textured Grey  
RAL 9006

Anthracite Grey  
RAL 7016

Matt Black  
(on request)

### Technical features



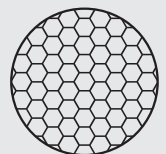
### Available on request



### Technical data

Wattage	8 WATT
IP Rating	IP66
IK Rating	IK10
Material	High corrosion resistance die-cast copper-free aluminum body
Coating	Polyester powder coating with phosphochromating pre-finish
Light source	1 x CREE "XHP35" LED
Screws	Stainless steel
Transformer	Electrical power supply 220/240V 50/60Hz built-in
Gasket	Silicone rubber
Glass	Tempered
Power cable	1 mt. power cable included
Gross weight	1,30 Kg

AC072  
HONEYCOMB LOUVER

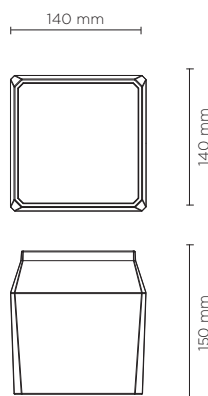




701103

## QUBO MEDIUM COB DOWNLIGHT

Surface mounted luminaire for outdoor ceiling installation. Phospho-chromatised and polyester powder coated die-cast copper-free aluminium base and head, tempered safety glass, moulded silicone gaskets, with screws in stainless steel. Built-in LED driver, with 1 COB CREE "CXB 1512" LED. IP66 rating.



light source	light beam options	lumen output (lm)	lumin. efficacy (lm/w)
<b>3000°K warm-white</b>			
cob led	14°	1.900	118.75
cob led	35°	1.813	113.31
cob led	55°	1.722	107.62
<b>4000°K neutral-white</b>			
cob led	14°	2.000	125.00
cob led	35°	1.900	118.75
cob led	55°	1.805	112.81
<b>2700°K CCT available on request</b>			

### Finish color options:

Textured Grey  
RAL 9006

Anthracite Grey  
RAL 7016

Matt Black  
(on request)

### Technical features



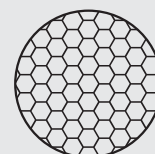
### Available on request



### Technical data

Wattage	16 WATT
IP Rating	IP66
IK Rating	IK10
Material	High corrosion resistance die-cast copper-free aluminum body
Coating	Polyester powder coating with phosphochromating pre-finish
Light source	1 x COB CREE "CXB 1512" LED
Screws	Stainless steel
Transformer	Electrical power supply 220/240V 50/60Hz built-in
Gasket	Silicone rubber
Glass	Tempered
Power cable	1 mt. power cable included
Gross weight	3,10 Kg

AC073  
HONEYCOMB LOUVER

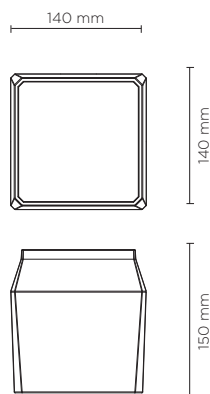




701106

## QUBO MEDIUM HP DOWNLIGHT

Surface mounted luminaire for outdoor ceiling installation. Phospho-chromatised and polyester powder coated die-cast copper-free aluminium base and head, tempered safety glass, moulded silicone gaskets, with screws in stainless steel. Built-in LED driver, with 3 x CREE "XHP35" LED. IP66 rating.



light source	light beam options	lumen output (lm)	lumin. efficacy (lm/w)
<b>3000°K warm-white</b>			
high-power led	4°	2.050	102.50
high-power led	10°	2.000	100.00
high-power led	28°	1.950	97.50
<b>4000°K neutral-white</b>			
high-power led	4°	2.100	105.00
high-power led	10°	2.050	102.50
high-power led	28°	2.000	100.00
<b>2700°K CCT</b> available on request			

### Finish color options:

Textured Grey  
RAL 9006

Anthracite Grey  
RAL 7016

Matt Black  
(on request)

### Technical features



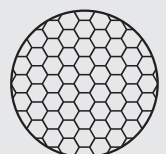
### Available on request



### Technical data

Wattage	20 WATT
IP Rating	IP66
IK Rating	IK10
Material	High corrosion resistance die-cast copper-free aluminum body
Coating	Polyester powder coating with phosphochromating pre-finish
Light source	3 x CREE "XHP35" LED
Screws	Stainless steel
Transformer	Electrical power supply 220/240V 50/60Hz built-in
Gasket	Silicone rubber
Glass	Tempered
Power cable	1 mt. power cable included
Gross weight	3,10 Kg

AC073  
HONEYCOMB LOUVER

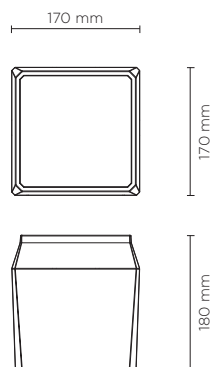




701104

## QUBO MAXI COB DOWNLIGHT

Surface mounted luminaire for outdoor ceiling installation. Phospho-chromatised and polyester powder coated die-cast copper-free aluminium base and head, tempered safety glass, moulded silicone gaskets, with screws in stainless steel. Built-in LED driver, with 1 COB CREE "CXB 2540" LED. IP66 rating.



light source	light beam options	lumen output (lm)	lumin. efficacy (lm/w)
<b>3000°K warm-white</b>			
cob led	14°	4.950	117.85
cob led	35°	4.752	113.14
cob led	55°	4.560	108.57
<b>4000°K neutral-white</b>			
cob led	14°	5.265	125.36
cob led	35°	5.000	119.05
cob led	55°	4.770	113.57
<b>2700°K CCT available on request</b>			

### Finish color options:

Textured Grey  
RAL 9006

Anthracite Grey  
RAL 7016

Matt Black  
(on request)

### Technical features



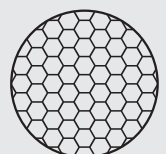
### Available on request



### Technical data

Wattage	42 WATT
IP Rating	IP66
IK Rating	IK10
Material	High corrosion resistance die-cast copper-free aluminum body
Coating	Polyester powder coating with phosphochromating pre-finish
Light source	1 x COB CREE "CXB 2540" LED
Screws	Stainless steel
Transformer	Electrical power supply 220/240V 50/60Hz built-in
Gasket	Silicone rubber
Glass	Tempered
Power cable	1 mt. power cable included
Gross weight	4,50 Kg

AC074  
HONEYCOMB LOUVER

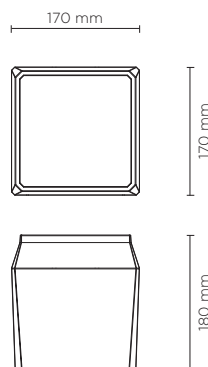




701107

## QUBO MAXI HP DOWNLIGHT

Surface mounted luminaire for outdoor ceiling installation. Phospho-chromatised and polyester powder coated die-cast copper-free aluminium base and head, tempered safety glass, moulded silicone gaskets, with screws in stainless steel. Built-in LED driver, with 6 x CREE "XHP35" LED. IP66 rating.



light source	light beam options	lumen output (lm)	lumin. efficacy (lm/w)
<b>3000°K warm-white</b>			
high-power led	4°	4.300	113.15
high-power led	10°	4.260	112.10
high-power led	28°	4.210	110.79
<b>4000°K neutral-white</b>			
high-power led	4°	4.400	115.79
high-power led	10°	4.360	114.74
high-power led	28°	4.310	113.42
<b>2700°K CCT available on request</b>			

### Finish color options:

Textured Grey  
RAL 9006

Anthracite Grey  
RAL 7016

Matt Black  
(on request)

### Technical features



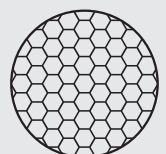
### Available on request



### Technical data

Wattage	38 WATT
IP Rating	IP66
IK Rating	IK10
Material	High corrosion resistance die-cast copper-free aluminum body
Coating	Polyester powder coating with phosphochromating pre-finish
Light source	6 x CREE "XHP35" LED
Screws	Stainless steel
Transformer	Electrical power supply 220/240V 50/60Hz built-in
Gasket	Silicone rubber
Glass	Tempered
Power cable	1 mt. power cable included
Gross weight	4,50 Kg

AC074  
HONEYCOMB LOUVER



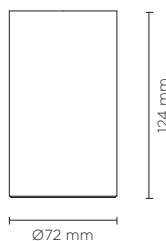
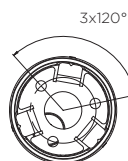




701201

# CYLINDER MICRO COB

Surface mounted luminaire for outdoor ceiling installation. Phospho-chromatised and polyester powder coated extruded copper-free aluminium body, tempered safety glass, moulded silicone gaskets, with screws in stainless steel. Built-in LED driver, with 1 COB CREE "CXB 1304" LED. IP66 rating.



light source	light beam options	lumen output (lm)	lumin. efficacy (lm/w)
<b>3000°K warm-white</b>			
cob led	18°	620	103.33
cob led	36°	600	100.00
cob led	60°	580	96.67
<b>4000°K neutral-white</b>			
cob led	18°	640	106.67
cob led	36°	620	103.33
cob led	60°	600	100.00
<b>2700°K CCT available on request</b>			

#### Finish color options:

Textured Grey  
RAL 9006

Anthracite Grey  
RAL 7016

Matt Black  
(on request)

#### Technical features

IP66

IK09

CE

5  
YEARS



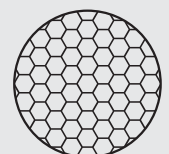
#### Available on request

DALI

#### Technical data

Wattage	6 WATT
IP Rating	IP66
IK Rating	IK09
Material	Phospho-chromatised and polyester powder coated extruded copper-free aluminium
Coating	Polyester powder coating with phosphocromating pre-finish
Light source	1 x COB CREE "CXB 1304" LED
Screws	Stainless steel
Transformer	Electrical power supply 220/240V 50/60Hz built-in
Gasket	Silicone rubber
Glass	Tempered
Power cable	1 mt. power cable included
Gross weight	1,00 Kg

AC090  
HONEYCOMB LOUVER





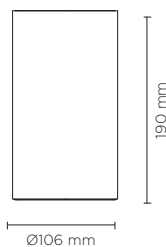
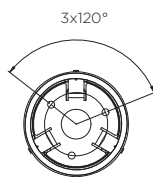




701202

## CYLINDER MINI COB

Surface mounted luminaire for outdoor ceiling installation. Phospho-chromatised and polyester powder coated extruded copper-free aluminium body, tempered safety glass, moulded silicone gaskets, with screws in stainless steel. Built-in LED driver, with 1 COB CREE "CXB 1310" LED. IP66 rating.



light source	light beam options	lumen output (lm)	lumin. efficacy (lm/w)
<b>3000°K warm-white</b>			
cob led	14°	1.100	110
cob led	35°	1.060	106
cob led	55°	1.000	100
<b>4000°K neutral-white</b>			
cob led	14°	1.200	120
cob led	35°	1.140	114
cob led	55°	1.083	108
<b>2700°K CCT</b> available on request			

### Finish color options:

Textured Grey  
RAL 9006

Anthracite Grey  
RAL 7016

Matt Black  
(on request)

### Technical features



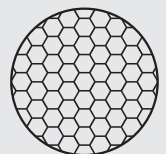
### Available on request



### Technical data

Wattage	10 WATT
IP Rating	IP66
IK Rating	IK09
Material	Phospho-chromatised and polyester powder coated extruded copper-free aluminium
Coating	Polyester powder coating with phosphochromating pre-finish
Light source	1 x COB CREE "CXB 1304" LED
Screws	Stainless steel
Transformer	Electrical power supply 220/240V 50/60Hz built-in
Gasket	Silicone rubber
Glass	Tempered
Power cable	1 mt. power cable included
Gross weight	2,70 Kg

AC091  
HONEYCOMB LOUVER

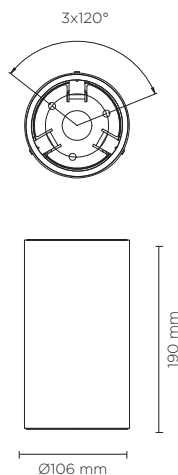




701205

## CYLINDER MINI HP

Surface mounted luminaire for outdoor ceiling installation. Phospho-chromatised and polyester powder coated extruded copper-free aluminium body, tempered safety glass, moulded silicone gaskets, with screws in stainless steel. Built-in LED driver, with 1 x CREE "XHP35" LED. IP66 rating.



light source	light beam options	lumen output (lm)	lumin. efficacy (lm/w)
<b>3000°K warm-white</b>			
high-power led	4°	690	86.25
high-power led	10°	662	82.75
high-power led	28°	642	80.25
<b>4000°K neutral-white</b>			
high-power led	4°	703	87.88
high-power led	10°	676	84.50
high-power led	28°	656	82.00
<b>2700°K CCT</b> available on request			

### Finish color options:

Textured Grey  
RAL 9006

Anthracite Grey  
RAL 7016

Matt Black  
(on request)

### Technical features



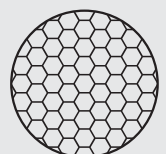
### Available on request



### Technical data

Wattage	8 WATT
IP Rating	IP66
IK Rating	IK09
Material	Phospho-chromatised and polyester powder coated extruded copper-free aluminium
Coating	Polyester powder coating with phosphochromating pre-finish
Light source	1 x CREE "XHP35" LED
Screws	Stainless steel
Transformer	Electrical power supply 220/240V 50/60Hz built-in
Gasket	Silicone rubber
Glass	Tempered
Power cable	1 mt. power cable included
Gross weight	2,70 Kg

AC091  
HONEYCOMB LOUVER

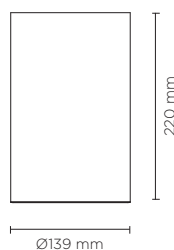
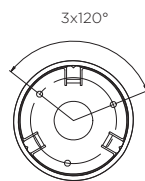




701203

# CYLINDER MEDIUM COB

Surface mounted luminaire for outdoor ceiling installation. Phospho-chromatised and polyester powder coated extruded copper-free aluminium body, tempered safety glass, moulded silicone gaskets, with screws in stainless steel. Built-in LED driver, with 1 COB CREE "CXB 1512" LED. IP66 rating.



light source	light beam options	lumen output (lm)	lumin. efficacy (lm/w)
<b>3000°K warm-white</b>			
cob led	14°	1.900	118.75
cob led	35°	1.813	113.31
cob led	55°	1.722	107.62
<b>4000°K neutral-white</b>			
cob led	14°	2.000	125.00
cob led	35°	1.900	118.75
cob led	55°	1.805	112.81
<b>2700°K CCT available on request</b>			

#### Finish color options:

Textured Grey  
RAL 9006

Anthracite Grey  
RAL 7016

Matt Black  
(on request)

#### Technical features



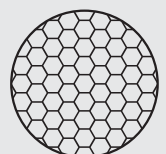
#### Available on request



#### Technical data

Wattage	16 WATT
IP Rating	IP66
IK Rating	IK09
Material	Phospho-chromatised and polyester powder coated extruded copper-free aluminium
Coating	Polyester powder coating with phosphochromating pre-finish
Light source	1 x COB CREE "CXB 1512" LED
Screws	Stainless steel
Transformer	Electrical power supply 220/240V 50/60Hz built-in
Gasket	Silicone rubber
Glass	Tempered
Power cable	1 mt. power cable included
Gross weight	4,00 Kg

AC092  
HONEYCOMB LOUVER

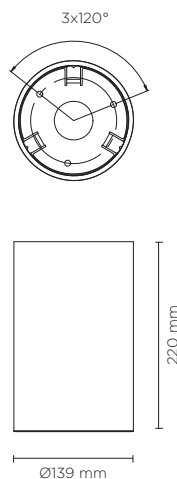




701206

## CYLINDER MEDIUM HP

Surface mounted luminaire for outdoor ceiling installation. Phospho-chromatised and polyester powder coated extruded copper-free aluminium body, tempered safety glass, moulded silicone gaskets, with screws in stainless steel. Built-in LED driver, with 3 x CREE "XHP35" LED. IP66 rating.



light source	light beam options	lumen output (lm)	lumin. efficacy (lm/w)
<b>3000°K warm-white</b>			
high-power led	4°	2.050	102.50
high-power led	10°	2.000	100.00
high-power led	28°	1.950	97.50
<b>4000°K neutral-white</b>			
high-power led	4°	2.100	105.00
high-power led	10°	2.050	102.50
high-power led	28°	2.000	100.00
<b>2700°K CCT available on request</b>			

### Finish color options:

Textured Grey  
RAL 9006

Anthracite Grey  
RAL 7016

Matt Black  
(on request)

### Technical features



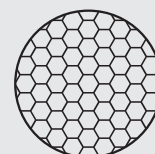
### Available on request



### Technical data

Wattage	20 WATT
IP Rating	IP66
IK Rating	IK09
Material	Phospho-chromatised and polyester powder coated extruded copper-free aluminium
Coating	Polyester powder coating with phosphocromating pre-finish
Light source	3 x CREE "XHP35" LED
Screws	Stainless steel
Transformer	Electrical power supply 220/240V 50/60Hz built-in
Gasket	Silicone rubber
Glass	Tempered
Power cable	1 mt. power cable included
Gross weight	4,00 Kg

AC092  
HONEYCOMB LOUVER

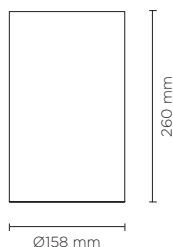
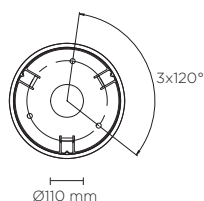




701204

# CYLINDER MAXI COB

Surface mounted luminaire for outdoor ceiling installation. Phospho-chromatised and polyester powder coated extruded copper-free aluminium body, tempered safety glass, moulded silicone gaskets, with screws in stainless steel. Built-in LED driver, with 1 COB CREE "CXB 2540" LED. IP66 rating.



light source	light beam options	lumen output (lm)	lumin. efficacy (lm/w)
<b>3000°K warm-white</b>			
cob led	14°	4.950	117.85
cob led	35°	4.752	113.14
cob led	55°	4.560	108.57
<b>4000°K neutral-white</b>			
cob led	14°	5.265	125.36
cob led	35°	5.000	119.05
cob led	55°	4.770	113.57
<b>2700°K CCT available on request</b>			

### Finish color options:

- Textured Grey RAL 9006
- Anthracite Grey RAL 7016
- Matt Black (on request)

### Technical features



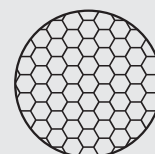
### Available on request



### Technical data

Wattage	42 WATT
IP Rating	IP66
IK Rating	IK09
Material	Phospho-chromatised and polyester powder coated extruded copper-free aluminium
Coating	Polyester powder coating with phosphochromating pre-finish
Light source	1 x COB CREE "CXB 2540" LED
Screws	Stainless steel
Transformer	Electrical power supply 220/240V 50/60Hz built-in
Gasket	Silicone rubber
Glass	Tempered
Power cable	1 mt. power cable included
Gross weight	5,00 Kg

AC093  
HONEYCOMB LOUVER

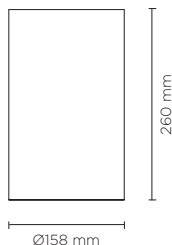
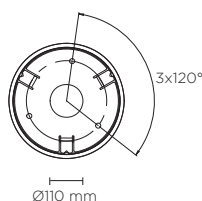




701207

## CYLINDER MAXI HP

Surface mounted luminaire for outdoor ceiling installation. Phospho-chromatised and polyester powder coated extruded copper-free aluminium body, tempered safety glass, moulded silicone gaskets, with screws in stainless steel. Built-in LED driver, with 6 x CREE "XHP35" LED. IP66 rating.



light source	light beam options	lumen output (lm)	lumin. efficacy (lm/w)
<b>3000°K warm-white</b>			
high-power led	4°	4.300	113.15
high-power led	10°	4.260	112.10
high-power led	28°	4.210	110.79
<b>4000°K neutral-white</b>			
high-power led	4°	4.400	115.79
high-power led	10°	4.360	114.74
high-power led	28°	4.310	113.42
<b>2700°K CCT</b> available on request			

### Finish color options:

Textured Grey  
RAL 9006

Anthracite Grey  
RAL 7016

Matt Black  
(on request)

### Technical features



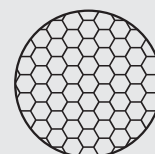
### Available on request



### Technical data

Wattage	38 WATT
IP Rating	IP66
IK Rating	IK09
Material	Phospho-chromatised and polyester powder coated extruded copper-free aluminium
Coating	Polyester powder coating with phosphochromating pre-finish
Light source	6 x CREE "XHP35" LED
Screws	Stainless steel
Transformer	Electrical power supply 220/240V 50/60Hz built-in
Gasket	Silicone rubber
Glass	Tempered
Power cable	1 mt. power cable included
Gross weight	5,00 Kg

AC093  
HONEYCOMB LOUVER

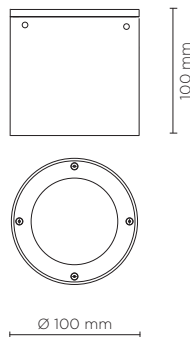





707001

## TECH MINI STEEL ROUND 03

Round downlight for outdoor surface installation on the ceiling, luminaire body completely realized in mirrored stainless steel AISI 316L, tempered safety glass, moulded silicone gasket and stainless steel screws. Built-in LED driver 220-240V 50-60Hz, with 1 x COB CREE LED. IP65 rating.



light source	light beam options	lumen output (lm)	lumin. efficacy (lm/w)
<b>3000°K warm-white</b>			
cob led	 30°	480	96.00

### Finish color options:

 Textured Grey  
RAL 9006

### Technical features



### Technical data

Wattage	5 WATT
IP Rating	IP65
IK Rating	IK08
Material	Mirrored stainless steel AISI 316L
Light source	NR. 1 x 5W CREE COB LED
Screws	Stainless steel
Transformer	Electronic power supply 220/240V 50/60Hz built-in
Gasket	Silicone rubber
Power cable	0.3 mt. neoprene power cable included
Glass	Tempered
Gross weight	1,50 Kg

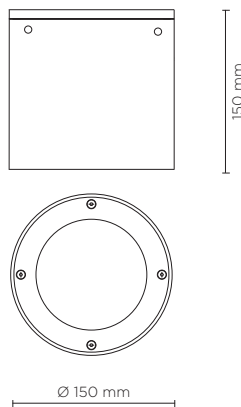





707002

## TECH MEDIUM STEEL ROUND 03

Round downlight for outdoor surface installation on the ceiling, luminaire body completely realized in mirrored stainless steel AISI 316L, tempered safety glass, moulded silicone gasket and stainless steel screws. Built-in LED driver 220-240V 50-60Hz, with 1 x COB CREE LED. IP65 rating.



light source	light beam options	lumen output (lm)	lumin. efficacy (lm/w)
<b>3000°K warm-white</b>			
cob led	 30°	960	80.00

### Finish color options:

 Mirrored Stainless Steel

### Technical features



### Technical data

Wattage	12 WATT
IP Rating	IP65
IK Rating	IK08
Material	Mirrored stainless steel AISI 316L
Light source	NR. 1 x 12W CREE COB LED
Screws	Stainless steel
Transformer	Electronic power supply 220/240V 50/60Hz built-in
Gasket	Silicone rubber
Power cable	0.3 mt. neoprene power cable included
Glass	Tempered
Gross weight	3,00 Kg



# URBAN LIGHTS

<b>luminaire</b>	<b>lumen package</b>	<b>page</b>
80900 PLAZA	2.063 - 5.870	530
802000 CITY	1.728 - 6.912	536
806000 ZEUS POLE	1.510 - 2 x 6.675	546
803000 BOOK POLE-TOP	1.728 - 2 x 3.456	558
807000 RING POLE	642 - 2 x 10.200	562
808000 QUBO POLE	1.722 - 5.265	580
805000 FLASH POLE-TOP	650 - 2 x 4.730	584
809900 POLES & ACCESSORIES		598

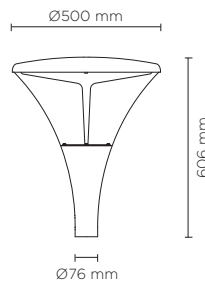


809001

# PLAZA 25

Designed by  
NAVA + AROSIO

Round pole-top mounted luminaire for outdoor installation on a pole diam. 60 mm (or 76 mm using pole adapter). Phospho-chromatised and polyester powder coated die-cast copper-free aluminium body, polycarbonate diffuser, moulded silicone gasket and stainless steel screws Built-in LED driver 220-240V 50-60Hz, with 50 x Lumileds / Luxeon DS207 LED. IP66 rating.



light source	light beam options	lumen output (lm)	lumin. efficacy (lm/w)
<b>3000°K warm-white</b>			
mid-power led	360°	2.063	82.52
<b>4000°K neutral-white</b>			
mid-power led	360°	2.160	86.40
<b>2700°K CCT</b> available on request			

#### Finish color options:

Textured Grey  
RAL 9006

Anthracite Grey  
RAL 7016

Matt Black  
(on request)

#### Technical features



#### Available on request



#### Technical data

Wattage	25 WATT
IP Rating	IP66
IK Rating	IK10
Material	High corrosion resistance die-cast copper-free aluminum body
Coating	Polyester powder coating with phosphocromating pre-finish
Light source	50 x Lumileds Luxeon DS207 LED
Screws	Stainless steel
Diffuser	Polycarbonate
Power supply	220/240V 50/60Hz built-in
Gasket	Silicone rubber
Cable gland	M20 cable gland
Power cable	3 mt. power cable included
Gross weight	9,00 Kg







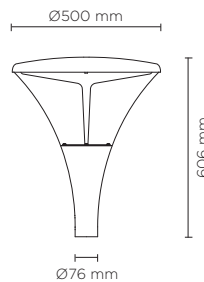


809002

# PLAZA 45

Designed by  
NAVA + AROSIO

Round pole-top mounted luminaire for outdoor installation on a pole diam. 60 mm (or 76 mm using pole adapter). Phospho-chromatised and polyester powder coated die-cast copper-free aluminium body, polycarbonate diffuser, moulded silicone gasket and stainless steel screws Built-in LED driver 220-240V 50-60Hz, with 70 x Lumileds / Luxeon DS207 LED. IP66 rating.



light source	light beam options	lumen output (lm)	lumin. efficacy (lm/w)
<b>3000°K warm-white</b>			
mid-power led	360°	3.712	82.48
<b>4000°K neutral-white</b>			
mid-power led	360°	3.810	84.67
<b>2700°K CCT</b> available on request			

#### Finish color options:

- Textured Grey  
RAL 9006
- Anthracite Grey  
RAL 7016
- Matt Black  
(on request)

#### Technical features



#### Available on request



#### Technical data

Wattage	45 WATT
IP Rating	IP66
IK Rating	IK10
Material	High corrosion resistance die-cast copper-free aluminum body
Coating	Polyester powder coating with phosphocromating pre-finish
Light source	70 x Lumileds Luxeon DS207 LED
Screws	Stainless steel
Diffuser	Polycarbonate
Power supply	220/240V 50/60Hz built-in
Gasket	Silicone rubber
Cable gland	M20 cable gland
Power cable	3 mt. power cable included
Gross weight	9,00 Kg



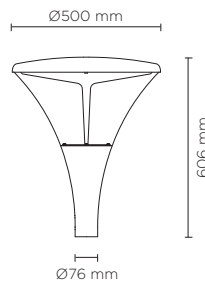


809003

# PLAZA 70

Designed by  
NAVA + AROSIO

Round pole-top mounted luminaire for outdoor installation on a pole diam. 60 mm (or 76 mm using pole adapter). Phospho-chromatised and polyester powder coated die-cast copper-free aluminium body, polycarbonate diffuser, moulded silicone gasket and stainless steel screws Built-in LED driver 220-240V 50-60Hz, with 80 x Lumileds / Luxeon DS207 LED. IP66 rating.



light source	light beam options	lumen output (lm)	lumin. efficacy (lm/w)
<b>3000°K warm-white</b>			
mid-power led	360°	5.775	82.50
<b>4000°K neutral-white</b>			
mid-power led	360°	5.870	83.86
<b>2700°K CCT</b> available on request			

#### Finish color options:

Textured Grey  
RAL 9006

Anthracite Grey  
RAL 7016

Matt Black  
(on request)

#### Technical features



#### Available on request



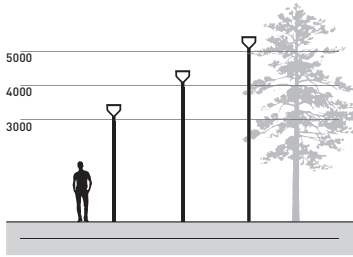
#### Technical data

Wattage	70 WATT
IP Rating	IP66
IK Rating	IK10
Material	High corrosion resistance die-cast copper-free aluminum body
Coating	Polyester powder coating with phosphocromating pre-finish
Light source	80 x Lumileds Luxeon DS207 LED
Screws	Stainless steel
Diffuser	Polycarbonate
Power supply	220/240V 50/60Hz built-in
Gasket	Silicone rubber
Cable gland	M20 cable gland
Power cable	3 mt. power cable included
Gross weight	9,00 Kg





## POLES & ACCESSORIES

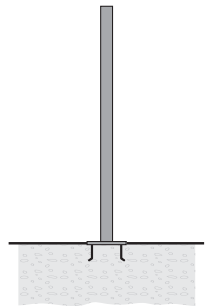
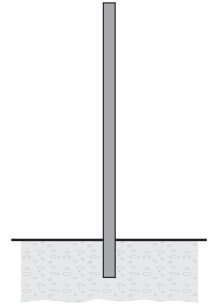


### BURIED POLES

code	article	h. mm.	description
809901	cylindrical pole 3,5 meters to be buried	3.500	Cylindrical pole made in steel S235JR (UNI EN 10219) hot galvanized (UNI EN 1461), <b>diameter 76 mm, thickness 4 mm.</b>
809902	cylindrical pole 4,5 meters to be buried	4.500	Phospho-chromatised and polyester powder coated. <b>Total height including 500 mm to be buried into the ground. Includes IP54 cover plate 132x38 mm and terminal block in double insulation.</b>
809903	cylindrical pole 5,5 meters to be buried	5.500	Phospho-chromatised and polyester powder coated. <b>Total height including 500 mm to be buried into the ground. Includes IP54 cover plate 132x38 mm and terminal block in double insulation.</b>
809908	adapter diam. 76mm -> 60mm		Adapter for pole diam. 76 mm, allow the diameter reduction to 60 mm

### POLES WITH BASE-PLATE

code	article	h. mm.	description
809904	cylindrical pole 3 meters with base-plate	3.000	Cylindrical pole made in steel S235JR (UNI EN 10219) hot galvanized (UNI EN 1461), <b>diameter 76 mm, thickness 4 mm.</b>
809905	cylindrical pole 4 meters with base-plate	4.000	Phospho-chromatised and polyester powder coated. <b>With base plate dim. 250x250 mm, thickness 10 mm</b>
809906	cylindrical pole 5 meters with base-plate	5.000	Phospho-chromatised and polyester powder coated. <b>Includes IP54 cover plate 132x38 mm and terminal block in double insulation.</b>
809907	anchorage unit for base-plate		<b>Base plate dim. 250x250 mm, thickness 3 mm,</b> made in galvanized steel complete of nr. 4 anchorage threaded bolts
809908	adapter diam. 76mm -> 60mm		Adapter for pole diam. 76 mm, allow the diameter reduction to 60 mm

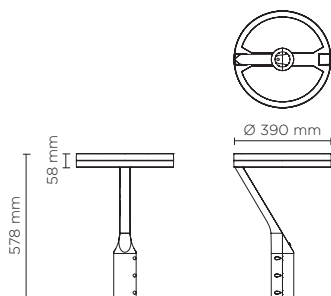




802001-02

# CITY 01

Round pole-top mounted luminaire for outdoor installation on a pole diam. 60 mm, single supporting arm, with downward light distribution. Phospho-chromatised and polyester powder coated die-cast copper-free aluminium body, tempered safety glass, moulded silicone gasket and stainless steel screws. Built-in LED driver/s, with number of LEDs from 24 to 48 CREE XP-G3 LED. IP66 rating.



ROTSYMMETRICAL



CYCLE ROUTE / PEDESTRIAN



STREET



## Technical features






## Available on request



## Technical data

IP Rating	IP66
IK Rating	IK09
Material	High corrosion resistance die-cast copper-free aluminum body
Coating	Polyester powder coating with phosphochromating pre-finish
Screws	Stainless steel
Light source	NR. 24 -> 48 x 1.5W CREE "XP-G3" LED
Gasket	Silicone rubber
Glass	Tempered
Transformer	Electronic transformer 220/240V 50/60Hz included
Power cable	3 m neoprene power cable included
Weight	6,10 Kg






802001		CITY 01 12+12 - 36 WATT 220-240V 50-60HZ ELECTRONIC	
light source*	light beam options	lumen output (lm)	lumin. efficacy (lm/w)
<b>3000°K warm-white</b>			
high power led	 rotosymmetrical	3.456	96.00
high power led	 cycle route pedestrian	3.456	96.00
high power led	 street	3.456	96.00

\* Other light colors available on request: Neutral-white

#### Colors options

-  Textured Grey RAL 9006
-  Anthracite Grey RAL 7016
-  Matt Black (on request)



802002		CITY 01 24+24 - 72 WATT 220-240V 50-60HZ ELECTRONIC	
light source*	light beam options	lumen output (lm)	lumin. efficacy (lm/w)
<b>3000°K warm-white</b>			
high power led	 rotosymmetrical	6.912	96.00
high power led	 cycle route pedestrian	6.912	96.00
high power led	 street	6.912	96.00

\* Other light colors available on request: Neutral-white

#### Colors options

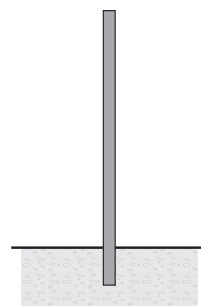
-  Textured Grey RAL 9006
-  Anthracite Grey RAL 7016
-  Matt Black (on request)



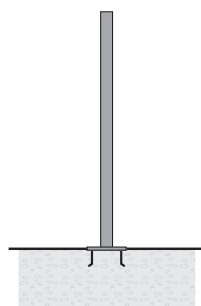
## POLES & ACCESSORIES



BURIED POLES			
code	article	h. mm.	description
809901	cylindrical pole 3,5 meters to be buried	3.500	Cylindrical pole made in steel S235JR (UNI EN 10219) hot galvanized (UNI EN 1461), <b>diameter 76 mm, thickness 4 mm.</b>
809902	cylindrical pole 4,5 meters to be buried	4.500	Phospho-chromatised and polyester powder coated. <b>Total height including 500 mm to be buried into the ground. Includes IP54 cover plate 132x38 mm and terminal block in double insulation.</b>
809903	cylindrical pole 5,5 meters to be buried	5.500	
809908	adapter diam. 76mm -> 60mm		Adapter for pole diam. 76 mm, allow the diameter reduction to 60 mm



POLES WITH BASE-PLATE			
code	article	h. mm.	description
809904	cylindrical pole 3 meters with base-plate	3.000	Cylindrical pole made in steel S235JR (UNI EN 10219) hot galvanized (UNI EN 1461), <b>diameter 76 mm, thickness 4 mm.</b>
809905	cylindrical pole 4 meters with base-plate	4.000	Phospho-chromatised and polyester powder coated. <b>With base plate dim. 250x250 mm, thickness 10 mm</b>
809906	cylindrical pole 5 meters with base-plate	5.000	<b>Includes IP54 cover plate 132x38 mm and terminal block in double insulation.</b>
809907	anchorage unit for base-plate		<b>Base plate dim. 250x250 mm, thickness 3 mm,</b> made in galvanized steel complete of nr. 4 anchorage threaded bolts
809908	adapter diam. 76mm -> 60mm		Adapter for pole diam. 76 mm, allow the diameter reduction to 60 mm


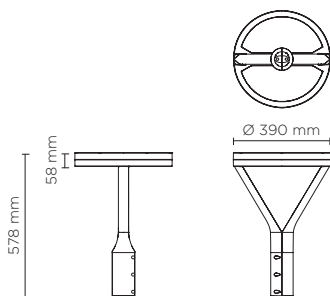




802003..07

## CITY 02

Round pole-top mounted luminaire for outdoor installation on a pole diam. 60 mm, double supporting arm, with downward light distribution. Phospho-chromatised and polyester powder coated die-cast copper-free aluminium body, tempered safety glass, moulded silicone gasket and stainless steel screws. Built-in LED driver/s, with number of LEDs from 12 to 48 CREE XP-G3 LED. IP66 rating.



### Technical features



### Available on request






### Technical data

IP Rating	IP66
IK Rating	IK09
Material	High corrosion resistance die-cast copper-free aluminum body
Coating	Polyester powder coating with phosphochromating pre-finish
Screws	Stainless steel
Light source	NR. 12 -> 48 x 1.5W CREE "XP-G3" LED
Gasket	Silicone rubber
Glass	Tempered
Transformer	Electronic transformer 220/240V 50/60Hz included
Power cable	3 m neoprene power cable included
Weight	6,30 Kg





**802003** CITY O2 12+0 - 18 WATT 220-240V 50-60HZ ELECTRONIC

light source*	light beam options	lumen output (lm)	lumin. efficacy (lm/w)
<b>3000°K warm-white</b>			
high power led	 rotosymmetrical	1.728	96.00
high power led	 cycle route pedestrian	1.728	96.00
high power led	 street	1.728	96.00




\* Other light colors available on request: Neutral-white

**Colors options**

-  Textured Grey RAL 9006
-  Anthracite Grey RAL 7016
-  Matt Black (on request)



**802004** CITY O2 12+12 - 36 WATT 220-240V 50-60HZ ELECTRONIC

light source*	light beam options	lumen output (lm)	lumin. efficacy (lm/w)
<b>3000°K warm-white</b>			
high power led	 rotosymmetrical	3.456	96.00
high power led	 cycle route pedestrian	3.456	96.00
high power led	 street	3.456	96.00




\* Other light colors available on request: Neutral-white

**Colors options**

-  Textured Grey RAL 9006
-  Anthracite Grey RAL 7016
-  Matt Black (on request)




**802005** CITY O2 24+0 - 36 WATT 220-240V 50-60HZ ELECTRONIC

light source*	light beam options	lumen output (lm)	lumin. efficacy (lm/w)
<b>3000°K warm-white</b>			
high power led	 rotosymmetrical	3.456	96.00
high power led	 cycle route pedestrian	3.456	96.00
high power led	 street	3.456	96.00




\* Other light colors available on request: Neutral-white

**Colors options**

-  Textured Grey RAL 9006
-  Anthracite Grey RAL 7016
-  Matt Black (on request)




**802006** CITY O2 24+12 - 54 WATT 220-240V 50-60HZ ELECTRONIC

light source*	light beam options	lumen output (lm)	lumin. efficacy (lm/w)
<b>3000°K warm-white</b>			
high power led	 rotosymmetrical	5.184	96.00
high power led	 cycle route pedestrian	5.184	96.00
high power led	 street	5.184	96.00

\* Other light colors available on request: Neutral-white




**Colors options**

-  Textured Grey RAL 9006
-  Anthracite Grey RAL 7016
-  Matt Black (on request)


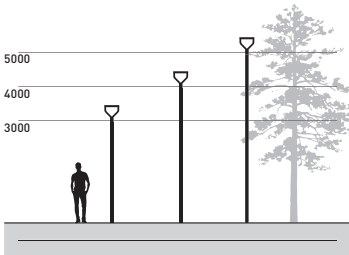


802007

CITY O2 24+24 - 72 WATT 220-240V 50-60HZ ELECTRONIC

light source*	light beam options	lumen output (lm)	lumin. efficacy (lm/w)
<b>3000°K warm-white</b>			
high power led	 rotosymmetrical	6.912	96.00
high power led	 cycle route pedestrian	6.912	96.00
high power led	 street	6.912	96.00

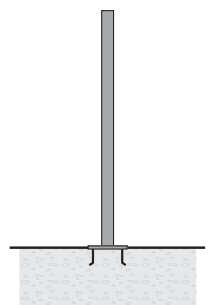
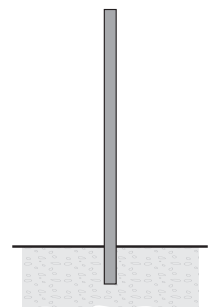
\* Other light colors available on request: Neutral-white

**Colors options** Textured Grey  
RAL 9006 Anthracite Grey  
RAL 7016 Matt Black  
(on request)**POLES & ACCESSORIES****BURIED POLES**

code	article	h. mm.	description
809901	cylindrical pole 3,5 meters to be buried	3.500	Cylindrical pole made in steel S235JR (UNI EN 10219) hot galvanized (UNI EN 1461), <b>diameter 76 mm, thickness 4 mm.</b>
809902	cylindrical pole 4,5 meters to be buried	4.500	Phospho-chromatised and polyester powder coated. <b>Total height including 500 mm to be buried into the ground. Includes IP54 cover plate 132x38 mm and terminal block in double insulation.</b>
809903	cylindrical pole 5,5 meters to be buried	5.500	Phospho-chromatised and polyester powder coated. <b>Total height including 500 mm to be buried into the ground. Includes IP54 cover plate 132x38 mm and terminal block in double insulation.</b>
809908	adapter diam. 76mm -> 60mm		Adapter for pole diam. 76 mm, allow the diameter reduction to 60 mm

**POLES WITH BASE-PLATE**

code	article	h. mm.	description
809904	cylindrical pole 3 meters with base-plate	3.000	Cylindrical pole made in steel S235JR (UNI EN 10219) hot galvanized (UNI EN 1461), <b>diameter 76 mm, thickness 4 mm.</b>
809905	cylindrical pole 4 meters with base-plate	4.000	Phospho-chromatised and polyester powder coated. <b>With base plate dim. 250x250 mm, thickness 10 mm Includes IP54 cover plate 132x38 mm and terminal block in double insulation.</b>
809906	cylindrical pole 5 meters with base-plate	5.000	Phospho-chromatised and polyester powder coated. <b>With base plate dim. 250x250 mm, thickness 10 mm Includes IP54 cover plate 132x38 mm and terminal block in double insulation.</b>
809907	anchorage unit for base-plate		<b>Base plate dim. 250x250 mm, thickness 3 mm,</b> made in galvanized steel complete of nr. 4 anchorage threaded bolts
809908	adapter diam. 76mm -> 60mm		Adapter for pole diam. 76 mm, allow the diameter reduction to 60 mm

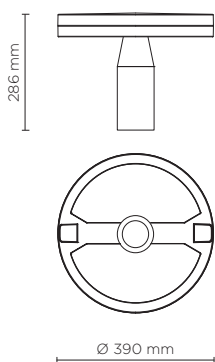




802008..12

# CITY 03

Round pole-top mounted luminaire for outdoor installation on a pole diam. 60 mm, central supporting arm, with downward light distribution. Phospho-chromatised and polyester powder coated die-cast copper-free aluminium body, tempered safety glass, moulded silicone gasket and stainless steel screws Built-in LED driver/s, with 12 to 48 CREE XP-G3 LED. IP66 rating.



ROTSYMMETRICAL



CYCLE ROUTE / PEDESTRIAN



STREET



## Technical features



## Available on request




## Technical data




IP Rating	IP66
IK Rating	IK09
Material	High corrosion resistance die-cast copper-free aluminum body
Coating	Polyester powder coating with phosphochromating pre-finish
Screws	Stainless steel
Light source	NR. 12 -> 48 x 1.5W CREE "XP-G3" LED
Gasket	Silicone rubber
Glass	Tempered
Transformer	Electronic transformer 220/240V 50/60Hz included
Power cable	3 m neoprene power cable included
Weight	6,10 Kg







**802008** CITY 03 12+0 - 18 WATT 220-240V 50-60HZ ELECTRONIC

light source*	light beam options	lumen output (lm)	lumin. efficacy (lm/w)
<b>3000°K warm-white</b>			
high power led	 rotosymmetrical	1.728	96.00
high power led	 cycle route pedestrian	1.728	96.00
high power led	 street	1.728	96.00




\* Other light colors available on request: Neutral-white

**Colors options**

-  Textured Grey RAL 9006
-  Anthracite Grey RAL 7016
-  Matt Black (on request)



**802009** CITY 03 12+12 - 36 WATT 220-240V 50-60HZ ELECTRONIC

light source*	light beam options	lumen output (lm)	lumin. efficacy (lm/w)
<b>3000°K warm-white</b>			
high power led	 rotosymmetrical	3.456	96.00
high power led	 cycle route pedestrian	3.456	96.00
high power led	 street	3.456	96.00




\* Other light colors available on request: Neutral-white

**Colors options**

-  Textured Grey RAL 9006
-  Anthracite Grey RAL 7016
-  Matt Black (on request)




**802010** CITY 03 24+0 - 36 WATT 220-240V 50-60HZ ELECTRONIC

light source*	light beam options	lumen output (lm)	lumin. efficacy (lm/w)
<b>3000°K warm-white</b>			
high power led	 rotosymmetrical	3.456	96.00
high power led	 cycle route pedestrian	3.456	96.00
high power led	 street	3.456	96.00




\* Other light colors available on request: Neutral-white

**Colors options**

-  Textured Grey RAL 9006
-  Anthracite Grey RAL 7016
-  Matt Black (on request)




**802011** CITY 03 24+12 - 54 WATT 220-240V 50-60HZ ELECTRONIC

light source*	light beam options	lumen output (lm)	lumin. efficacy (lm/w)
<b>3000°K warm-white</b>			
high power led	 rotosymmetrical	5.184	96.00
high power led	 cycle route pedestrian	5.184	96.00
high power led	 street	5.184	96.00

\* Other light colors available on request: Neutral-white




**Colors options**

-  Textured Grey RAL 9006
-  Anthracite Grey RAL 7016
-  Matt Black (on request)


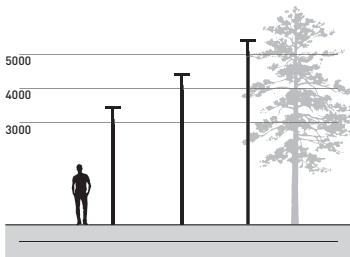


802012

CITY 03 24+24 - 72 WATT 220-240V 50-60HZ ELECTRONIC

light source*	light beam options	lumen output (lm)	lumin. efficacy (lm/w)
<b>3000°K warm-white</b>			
high power led	 rotosymmetrical	6.912	96.00
high power led	 cycle route pedestrian	6.912	96.00
high power led	 street	6.912	96.00

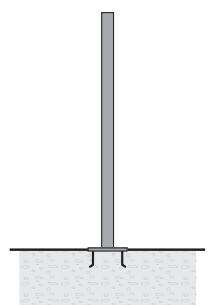
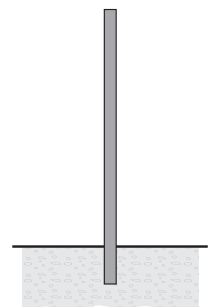
\* Other light colors available on request: Neutral-white

**Colors options** Textured Grey  
RAL 9006 Anthracite Grey  
RAL 7016 Matt Black  
(on request)**POLES & ACCESSORIES****BURIED POLES**

code	article	h. mm.	description
809901	cylindrical pole 3,5 meters to be buried	3.500	Cylindrical pole made in steel S235JR (UNI EN 10219) hot galvanized (UNI EN 1461), <b>diameter 76 mm, thickness 4 mm.</b>
809902	cylindrical pole 4,5 meters to be buried	4.500	Phospho-chromatised and polyester powder coated. <b>Total height including 500 mm to be buried into the ground. Includes IP54 cover plate 132x38 mm and terminal block in double insulation.</b>
809903	cylindrical pole 5,5 meters to be buried	5.500	Phospho-chromatised and polyester powder coated. <b>Total height including 500 mm to be buried into the ground. Includes IP54 cover plate 132x38 mm and terminal block in double insulation.</b>
809908	adapter diam. 76mm -> 60mm		Adapter for pole diam. 76 mm, allow the diameter reduction to 60 mm

**POLES WITH BASE-PLATE**

code	article	h. mm.	description
809904	cylindrical pole 3 meters with base-plate	3.000	Cylindrical pole made in steel S235JR (UNI EN 10219) hot galvanized (UNI EN 1461), <b>diameter 76 mm, thickness 4 mm.</b>
809905	cylindrical pole 4 meters with base-plate	4.000	Phospho-chromatised and polyester powder coated. <b>With base plate dim. 250x250 mm, thickness 10 mm</b>
809906	cylindrical pole 5 meters with base-plate	5.000	Phospho-chromatised and polyester powder coated. <b>With base plate dim. 250x250 mm, thickness 10 mm</b>
809907	anchorage unit for base-plate		<b>Base plate dim. 250x250 mm, thickness 3 mm,</b> made in galvanized steel complete of nr. 4 anchorage threaded bolts
809908	adapter diam. 76mm -> 60mm		Adapter for pole diam. 76 mm, allow the diameter reduction to 60 mm





#### Technical features



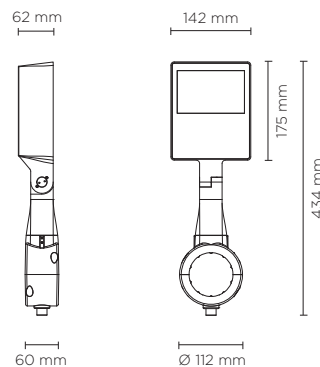
#### Available on request



806005 - 806006

## SINGLE ZEUS POLE MEDIUM

Square pole mounted floodlight for outdoor installation on a pole diam. 60 mm or 76 mm. Phospho-chromatised and polyester powder coated die-cast copper-free aluminium base and head, tempered safety glass, moulded silicone gaskets and o-rings, with screws in stainless steel. Symmetrical or asymmetrical wide light distribution. Swivel joint with graduated scale and mechanical aiming lock. Built-in LED driver, with 56 x mid-power SAMSUNG 2835 LED. IP66 rating.



SYMMETRIC LIGHT DISTRIBUTION





ASYMMETRIC LIGHT DISTRIBUTION





#### Technical data

IP Rating	IP66
IK Rating	IK09
Material	High corrosion resistance die-cast copper-free aluminum body
Coating	Polyester powder coating with phosphochromating pre-finish
Screws	Stainless steel
Transformer	Electrical power supply 220/240V 50/60Hz built-in
Gasket	Silicone rubber
Glass	Tempered
Cable gland	M16 rubber grommet
Power cable	3 Mt. Power cable included
Gross weight	2,70 Kg

806005		SINGLE ZEUS POLE MEDIUM SYMM 20 WATT 220-240V 50-60HZ	
light source	light beam options	lumen output (lm)	lumin. efficacy (lm/w)
<b>3000°K warm-white</b>			
mid-power led	 110°	1.510	75.50
<b>4000°K neutral-white</b>			
mid-power led	 110°	1.560	78.00



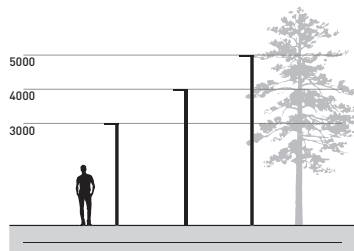
806006		SINGLE ZEUS POLE MEDIUM ASYMM 20 WATT 220-240V 50-60HZ	
light source	light beam options	lumen output (lm)	lumin. efficacy (lm/w)
<b>3000°K warm-white</b>			
mid-power led	 110°x70°	1.560	78.00
<b>4000°K neutral-white</b>			
mid-power led	 110°x70°	1.610	80.50



#### Colors options

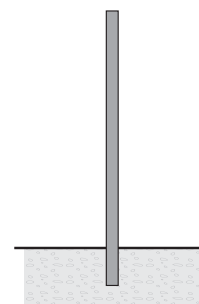
-  Textured Grey RAL 9006
-  Anthracite Grey RAL 7016
-  Matt Black (on request)

## POLES & ACCESSORIES



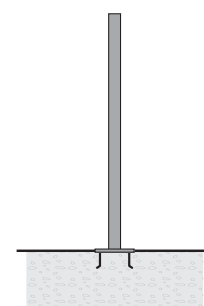
#### BURIED POLES

code	article	h. mm.	description
809901	cylindrical pole 3,5 meters to be buried	3.500	Cylindrical pole made in steel S235JR (UNI EN 10219) hot galvanized (UNI EN 1461), diameter 76 mm, thickness 4 mm.
809902	cylindrical pole 4,5 meters to be buried	4.500	Phospho-chromatised and polyester powder coated. Total height including 500 mm to be buried into the ground. Includes IP54 cover plate 132x38 mm and terminal block in double insulation.
809903	cylindrical pole 5,5 meters to be buried	5.500	
809909	Top cap for pole diam. 76 mm.		



#### POLES WITH BASE-PLATE

code	article	h. mm.	description
809904	cylindrical pole 3 meters with base-plate	3.000	Cylindrical pole made in steel S235JR (UNI EN 10219) hot galvanized (UNI EN 1461), diameter 76 mm, thickness 4 mm.
809905	cylindrical pole 4 meters with base-plate	4.000	Phospho-chromatised and polyester powder coated. With base plate dim. 250x250 mm, thickness 10 mm
809906	cylindrical pole 5 meters with base-plate	5.000	Includes IP54 cover plate 132x38 mm and terminal block in double insulation.
809907	anchorage unit for base-plate		Base plate dim. 250x250 mm, thickness 3 mm, made in galvanized steel complete of nr. 4 anchorage threaded bolts
809909	Top cap for pole diam. 76 mm.		

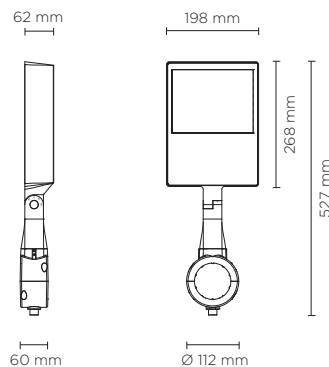




806007 - 806008

## SINGLE ZEUS POLE MAXI

Square pole mounted floodlight for outdoor installation on a pole diam. 60 mm or 76 mm. Phospho-chromatised and polyester powder coated die-cast copper-free aluminium base and head, tempered safety glass, moulded silicone gaskets and o-rings, with screws in stainless steel. Symmetrical or asymmetrical wide light distribution. Swivel joint with graduated scale and mechanical aiming lock. Built-in LED driver, with 120 x mid-power SAMSUNG 2835 LED. IP66 rating.



SYMMETRIC LIGHT DISTRIBUTION



ASYMMETRIC LIGHT DISTRIBUTION



### Technical features





### Available on request





### Technical data

IP Rating	IP66
IK Rating	IK09
Material	High corrosion resistance die-cast copper-free aluminum body
Coating	Polyester powder coating with phosphochromating pre-finish
Screws	Stainless steel
Transformer	Electrical power supply 220/240V 50/60Hz built-in
Gasket	Silicone rubber
Glass	Tempered
Cable gland	M16 rubber grommet
Power cable	3 Mt. Power cable included
Gross weight	4,00 Kg

<b>806007</b>	<b>SINGLE ZEUS POLE MAXI SYMM</b> 42 WATT 220-240V 50-60HZ		
<b>light source</b>	<b>light beam options</b>	<b>lumen output (lm)</b>	<b>lumin. efficacy (lm/w)</b>
<b>3000°K warm-white</b>			
mid-power led	 110°	3.900	92.86
<b>4000°K neutral-white</b>			
mid-power led	 110°	3.940	93.80



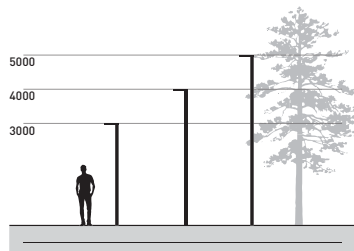
<b>806008</b>	<b>SINGLE ZEUS POLE MAXI ASYMM</b> 42 WATT 220-240V 50-60HZ		
<b>light source</b>	<b>light beam options</b>	<b>lumen output (lm)</b>	<b>lumin. efficacy (lm/w)</b>
<b>3000°K warm-white</b>			
mid-power led	 110°x70°	2.995	71.31
<b>4000°K neutral-white</b>			
mid-power led	 110°x70°	3.010	71.67



#### Colors options

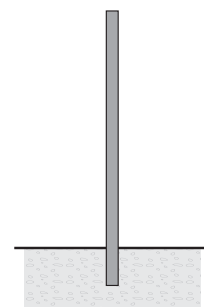
-  Textured Grey RAL 9006
-  Anthracite Grey RAL 7016
-  Matt Black (on request)

## POLES & ACCESSORIES



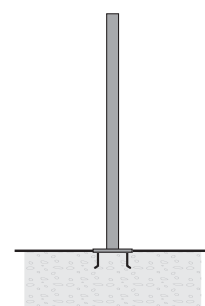
#### BURIED POLES

code	article	h. mm.	description
809901	cylindrical pole 3,5 meters to be buried	3.500	Cylindrical pole made in steel S235JR (UNI EN 10219) hot galvanized (UNI EN 1461), diameter 76 mm, thickness 4 mm.
809902	cylindrical pole 4,5 meters to be buried	4.500	Phospho-chromatised and polyester powder coated. Total height including 500 mm to be buried into the ground. Includes IP54 cover plate 132x38 mm and terminal block in double insulation.
809903	cylindrical pole 5,5 meters to be buried	5.500	Phospho-chromatised and polyester powder coated. Total height including 500 mm to be buried into the ground. Includes IP54 cover plate 132x38 mm and terminal block in double insulation.
809909	Top cap for pole diam. 76 mm.		



#### POLES WITH BASE-PLATE

code	article	h. mm.	description
809904	cylindrical pole 3 meters with base-plate	3.000	Cylindrical pole made in steel S235JR (UNI EN 10219) hot galvanized (UNI EN 1461), diameter 76 mm, thickness 4 mm.
809905	cylindrical pole 4 meters with base-plate	4.000	Phospho-chromatised and polyester powder coated. With base plate dim. 250x250 mm, thickness 10 mm
809906	cylindrical pole 5 meters with base-plate	5.000	Includes IP54 cover plate 132x38 mm and terminal block in double insulation.
809907	anchorage unit for base-plate		Base plate dim. 250x250 mm, thickness 3 mm, made in galvanized steel complete of nr. 4 anchorage threaded bolts
809909	Top cap for pole diam. 76 mm.		

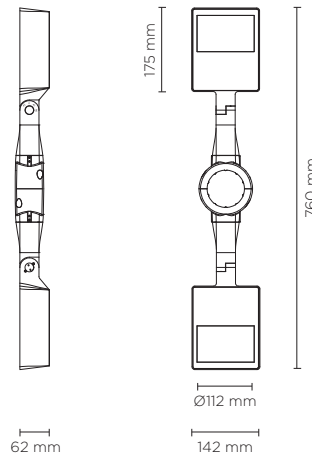




806009 - 806010

## DOUBLE ZEUS POLE MEDIUM

2 x Square pole mounted floodlight for outdoor installation on a pole diam. 60 mm or 76 mm. Phospho-chromatised and polyester powder coated die-cast copper-free aluminium base and head, tempered safety glass, moulded silicone gaskets and o-rings, with screws in stainless steel. Symmetrical or asymmetrical wide light distribution. Swivel joint with graduated scale and mechanical aiming lock. Built-in LED driver, with 56 x mid-power SAMSUNG 2835 LED. IP66 rating.



SYMMETRIC LIGHT DISTRIBUTION

ASYMMETRIC LIGHT DISTRIBUTION



### Technical features





### Available on request





### Technical data

IP Rating	IP66
IK Rating	IK09
Material	High corrosion resistance die-cast copper-free aluminum body
Coating	Polyester powder coating with phosphochromating pre-finish
Screws	Stainless steel
Transformer	Electrical power supply 220/240V 50/60Hz built-in
Gasket	Silicone rubber
Glass	Tempered
Cable gland	M16 rubber grommet
Power cable	3 Mt. Power cable included
Gross weight	5,00 Kg



<b>806009</b>	<b>DOUBLE ZEUS POLE MEDIUM SYMM</b> 2 X 20 WATT 220-240V 50-60HZ		
<b>light source</b>	<b>light beam options</b>	<b>lumen output (lm)</b>	<b>lumin. efficacy (lm/w)</b>
<b>3000°K warm-white</b>			
mid-power led	 110°	2 x 1.510	75.50
<b>4000°K neutral-white</b>			
mid-power led	 110°	2 x 1.560	78.00



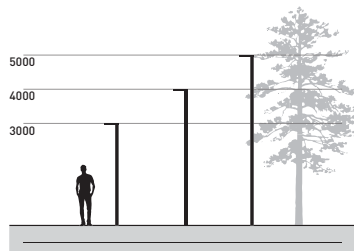
<b>806010</b>	<b>DOUBLE ZEUS POLE MEDIUM ASYMM</b> 2 X 20 WATT 220-240V 50-60HZ		
<b>light source</b>	<b>light beam options</b>	<b>lumen output (lm)</b>	<b>lumin. efficacy (lm/w)</b>
<b>3000°K warm-white</b>			
mid-power led	 110°x70°	2 x 1.560	78.00
<b>4000°K neutral-white</b>			
mid-power led	 110°x70°	2 x 1.610	80.50



#### Colors options

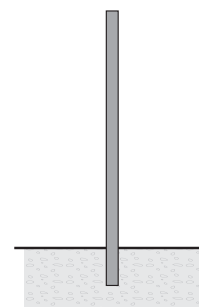
-  Textured Grey RAL 9006
-  Anthracite Grey RAL 7016
-  Matt Black (on request)

## POLES & ACCESSORIES



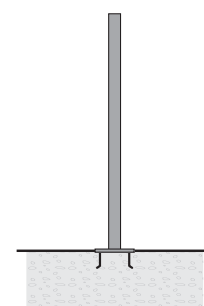
#### BURIED POLES

code	article	h. mm.	description
809901	cylindrical pole 3,5 meters to be buried	3.500	Cylindrical pole made in steel S235JR (UNI EN 10219) hot galvanized (UNI EN 1461), diameter 76 mm, thickness 4 mm.
809902	cylindrical pole 4,5 meters to be buried	4.500	Phospho-chromatised and polyester powder coated. Total height including 500 mm to be buried into the ground. Includes IP54 cover plate 132x38 mm and terminal block in double insulation.
809903	cylindrical pole 5,5 meters to be buried	5.500	
809909	Top cap for pole diam. 76 mm.		



#### POLES WITH BASE-PLATE

code	article	h. mm.	description
809904	cylindrical pole 3 meters with base-plate	3.000	Cylindrical pole made in steel S235JR (UNI EN 10219) hot galvanized (UNI EN 1461), diameter 76 mm, thickness 4 mm.
809905	cylindrical pole 4 meters with base-plate	4.000	Phospho-chromatised and polyester powder coated. With base plate dim. 250x250 mm, thickness 10 mm
809906	cylindrical pole 5 meters with base-plate	5.000	Includes IP54 cover plate 132x38 mm and terminal block in double insulation.
809907	anchorage unit for base-plate		Base plate dim. 250x250 mm, thickness 3 mm, made in galvanized steel complete of nr. 4 anchorage threaded bolts
809909	Top cap for pole diam. 76 mm.		

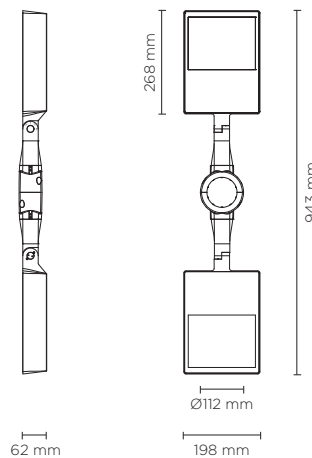




806011 - 806012

## DOUBLE ZEUS POLE MAXI

2 x Square pole mounted floodlight for outdoor installation on a pole diam. 60 mm or 76 mm. Phospho-chromatised and polyester powder coated die-cast copper-free aluminium base and head, tempered safety glass, moulded silicone gaskets and o-rings, with screws in stainless steel. Symmetrical or asymmetrical wide light distribution. Swivel joint with graduated scale and mechanical aiming lock. Built-in LED driver, with 120 x mid-power SAMSUNG 2835 LED. IP66 rating.



SYMMETRIC LIGHT DISTRIBUTION

ASYMMETRIC LIGHT DISTRIBUTION



### Technical features





### Available on request





### Technical data

IP Rating	IP66
IK Rating	IK09
Material	High corrosion resistance die-cast copper-free aluminum body
Coating	Polyester powder coating with phosphochromating pre-finish
Screws	Stainless steel
Transformer	Electrical power supply 220/240V 50/60Hz built-in
Gasket	Silicone rubber
Glass	Tempered
Cable gland	M16 rubber grommet
Power cable	3 Mt. Power cable included
Gross weight	7,50 Kg

<b>806011</b>		<b>SINGLE ZEUS POLE MAXI SYMM</b> 2 X 42 WATT 220-240V 50-60HZ	
<b>light source</b>	<b>light beam options</b>	<b>lumen output (lm)</b>	<b>lumin. efficacy (lm/w)</b>
<b>3000°K warm-white</b>			
mid-power led	 110°	2 x 3.900	92.86
<b>4000°K neutral-white</b>			
mid-power led	 110°	2 x 3.940	93.80



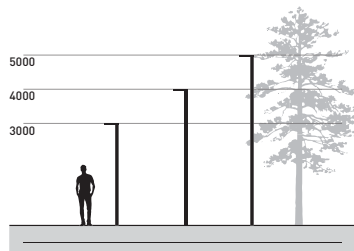
<b>806012</b>		<b>SINGLE ZEUS POLE MAXI ASYMM</b> 2 X 42 WATT 220-240V 50-60HZ	
<b>light source</b>	<b>light beam options</b>	<b>lumen output (lm)</b>	<b>lumin. efficacy (lm/w)</b>
<b>3000°K warm-white</b>			
mid-power led	 110°x70°	2 x 2.995	71.31
<b>4000°K neutral-white</b>			
mid-power led	 110°x70°	2 x 3.010	71.67



#### Colors options

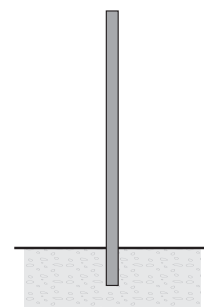
-  Textured Grey RAL 9006
-  Anthracite Grey RAL 7016
-  Matt Black (on request)

## POLES & ACCESSORIES



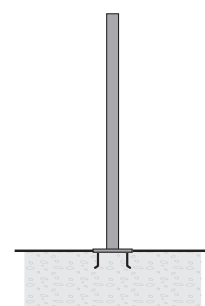
#### BURIED POLES

code	article	h. mm.	description
809901	cylindrical pole 3,5 meters to be buried	3.500	Cylindrical pole made in steel S235JR (UNI EN 10219) hot galvanized (UNI EN 1461), diameter 76 mm, thickness 4 mm.
809902	cylindrical pole 4,5 meters to be buried	4.500	Phospho-chromatised and polyester powder coated. Total height including 500 mm to be buried into the ground. Includes IP54 cover plate 132x38 mm and terminal block in double insulation.
809903	cylindrical pole 5,5 meters to be buried	5.500	Phospho-chromatised and polyester powder coated. Total height including 500 mm to be buried into the ground. Includes IP54 cover plate 132x38 mm and terminal block in double insulation.
809909	Top cap for pole diam. 76 mm.		



#### POLES WITH BASE-PLATE

code	article	h. mm.	description
809904	cylindrical pole 3 meters with base-plate	3.000	Cylindrical pole made in steel S235JR (UNI EN 10219) hot galvanized (UNI EN 1461), diameter 76 mm, thickness 4 mm.
809905	cylindrical pole 4 meters with base-plate	4.000	Phospho-chromatised and polyester powder coated. With base plate dim. 250x250 mm, thickness 10 mm
809906	cylindrical pole 5 meters with base-plate	5.000	Includes IP54 cover plate 132x38 mm and terminal block in double insulation.
809907	anchorage unit for base-plate		Base plate dim. 250x250 mm, thickness 3 mm, made in galvanized steel complete of nr. 4 anchorage threaded bolts
809909	Top cap for pole diam. 76 mm.		



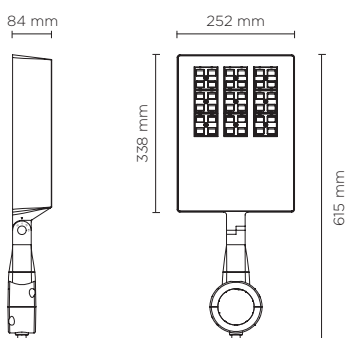


806001 - 806002

## SINGLE ZEUS POLE 36-48

Square pole mounted floodlight for outdoor installation on a pole diam. 60 mm or 76 mm.

Phospho-chromatised and polyester powder coated die-cast copper-free aluminium body, tempered safety glass, moulded silicone gasket and stainless steel screws. Flange for pole diam. 60 mm or 76 mm included. Built-in LED driver 220-240V 50-60Hz, with 36 or 48 CREE XP-G2 LED. IP66 rating.



### Technical features

IP66

IK09

CE

5 YEARS



### Available on request

1-10V

DALI

### Technical data





IP Rating	IP66
IK Rating	IK09
Material	High corrosion resistance die-cast copper-free aluminum body
Coating	Polyester powder coating with phosphochromating pre-finish
Screws	Stainless steel
Transformer	Electrical power supply 220/240V 50/60Hz built-in
Gasket	Silicone rubber
Glass	Tempered
Cable gland	M16 rubber grommet
Power cable	3 Mt. Power cable included
Weight	Kg 5,50

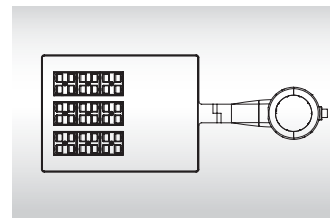
CYCLE ROUTE / PEDESTRIAN







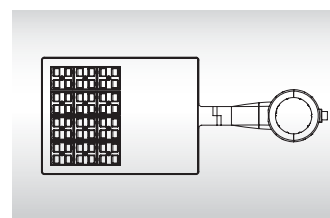
STREET



<b>806001</b>		<b>SINGLE ZEUS POLE 36</b> 56 WATT 220-240V 50-60HZ	
light source	light beam options	lumen output (lm)	lumin. efficacy (lm/w)
<b>3000°K warm-white</b>			
high power led	 cycle route pedestrian	4.888	87.28
high power led	 street	4.888	87.28
<b>4000°K neutral-white</b>			
high power led	 cycle route pedestrian	5.040	90.00
high power led	 street	5.040	90.00



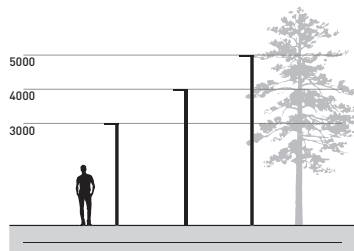
<b>806002</b>		<b>SINGLE ZEUS POLE 48</b> 75 WATT 220-240V 50-60HZ	
light source	light beam options	lumen output (lm)	lumin. efficacy (lm/w)
<b>3000°K warm-white</b>			
high power led	 cycle route pedestrian	6.474	86.33
high power led	 street	6.474	86.33
<b>4000°K neutral-white</b>			
high power led	 cycle route pedestrian	6.675	89.00
high power led	 street	6.675	89.00



#### Colors options

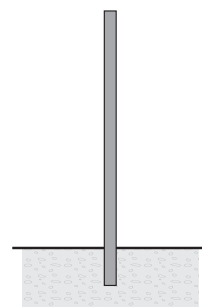
-  Textured Grey RAL 9006
-  Anthracite Grey RAL 7016
-  Matt Black (on request)

## POLES & ACCESSORIES



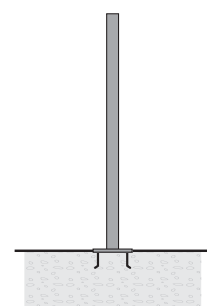
#### BURIED POLES

code	article	h. mm.	description
809901	cylindrical pole 3,5 meters to be buried	3.500	Cylindrical pole made in steel S235JR (UNI EN 10219) hot galvanized (UNI EN 1461), diameter 76 mm, thickness 4 mm.
809902	cylindrical pole 4,5 meters to be buried	4.500	Phospho-chromatised and polyester powder coated. Total height including 500 mm to be buried into the ground. Includes IP54 cover plate 132x38 mm and terminal block in double insulation.
809903	cylindrical pole 5,5 meters to be buried	5.500	Phospho-chromatised and polyester powder coated. Total height including 500 mm to be buried into the ground. Includes IP54 cover plate 132x38 mm and terminal block in double insulation.
809909	Top cap for pole diam. 76 mm.		



#### POLES WITH BASE-PLATE

code	article	h. mm.	description
809904	cylindrical pole 3 meters with base-plate	3.000	Cylindrical pole made in steel S235JR (UNI EN 10219) hot galvanized (UNI EN 1461), diameter 76 mm, thickness 4 mm.
809905	cylindrical pole 4 meters with base-plate	4.000	Phospho-chromatised and polyester powder coated. With base plate dim. 250x250 mm, thickness 10 mm. Includes IP54 cover plate 132x38 mm and terminal block in double insulation.
809906	cylindrical pole 5 meters with base-plate	5.000	Phospho-chromatised and polyester powder coated. With base plate dim. 250x250 mm, thickness 10 mm. Includes IP54 cover plate 132x38 mm and terminal block in double insulation.
809907	anchorage unit for base-plate		Base plate dim. 250x250 mm, thickness 3 mm, made in galvanized steel complete of nr. 4 anchorage threaded bolts
809909	Top cap for pole diam. 76 mm.		

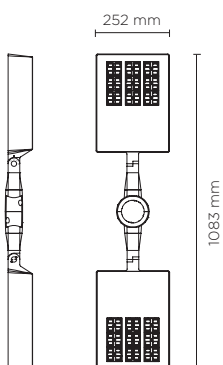




806003 - 806004

## DOUBLE ZEUS POLE 36-48

2 x square pole mounted floodlight for outdoor installation on a pole diam. 60 mm or 76 mm. Phospho-chromatised and polyester powder coated die-cast copper-free aluminium body, tempered safety glass, moulded silicone gasket and stainless steel screws. Flange for pole diam. 60 mm or 76 mm included. Built-in LED driver 220-240V 50-60Hz, with 2x36 or 2x48 CREE XP-G2 LED. IP66 rating.



### Technical features

IP66

IK09

CE

5 YEARS



### Available on request

1-10V

DALI

### Technical data





IP Rating	IP66
IK Rating	IK09
Material	High corrosion resistance die-cast copper-free aluminum body
Coating	Polyester powder coating with phosphochromating pre-finish
Screws	Stainless steel
Transformer	Electrical power supply 220/240V 50/60Hz built-in
Gasket	Silicone rubber
Glass	Tempered
Cable gland	M16 rubber grommet
Power cable	3 Mt. Power cable included
Weight	Kg 10,50

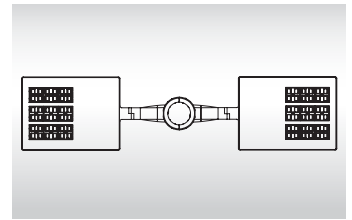
CYCLE ROUTE / PEDESTRIAN







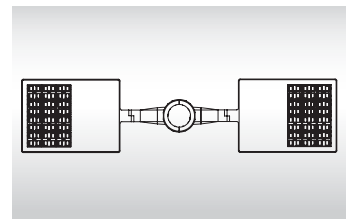
STREET



<b>806003</b>	<b>DOUBLE ZEUS POLE 36</b> 2X56 WATT 220-240V 50-60HZ		
<b>light source</b>	<b>light beam options</b>	<b>lumen output (lm)</b>	<b>lumin. efficacy (lm/w)</b>
<b>3000°K warm-white</b>			
high power led	 cycle route pedestrian	2 x 4.888	87.28
high power led	 street	2 x 4.888	87.28
<b>4000°K neutral-white</b>			
high power led	 cycle route pedestrian	2 x 5.040	90.00
high power led	 street	2 x 5.040	90.00



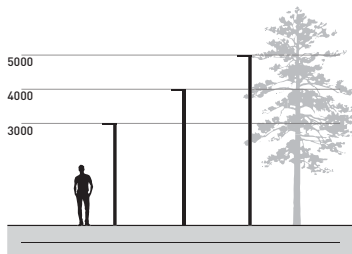
<b>806004</b>	<b>DOUBLE ZEUS POLE 48</b> 2X75 WATT 220-240V 50-60HZ		
<b>light source</b>	<b>light beam options</b>	<b>lumen output (lm)</b>	<b>lumin. efficacy (lm/w)</b>
<b>3000°K warm-white</b>			
high power led	 cycle route pedestrian	2 x 6.474	86.33
high power led	 street	2 x 6.474	86.33
<b>4000°K neutral-white</b>			
high power led	 cycle route pedestrian	2 x 6.675	89.00
high power led	 street	2 x 6.675	89.00



#### Colors options

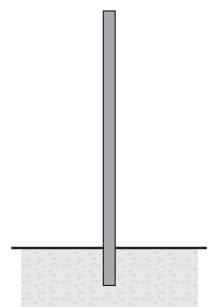
-  Textured Grey RAL 9006
-  Anthracite Grey RAL 7016
-  Matt Black (on request)

## POLES & ACCESSORIES



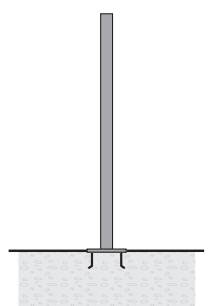
#### BURIED POLES

code	article	h. mm.	description
809901	cylindrical pole 3,5 meters to be buried	3.500	Cylindrical pole made in steel S235JR (UNI EN 10219) hot galvanized (UNI EN 1461), diameter 76 mm, thickness 4 mm.
809902	cylindrical pole 4,5 meters to be buried	4.500	Phospho-chromatised and polyester powder coated. Total height including 500 mm to be buried into the ground. Includes IP54 cover plate 132x38 mm and terminal block in double insulation.
809903	cylindrical pole 5,5 meters to be buried	5.500	
809909	Top cap for pole diam. 76 mm.		



#### POLES WITH BASE-PLATE

code	article	h. mm.	description
809904	cylindrical pole 3 meters with base-plate	3.000	Cylindrical pole made in steel S235JR (UNI EN 10219) hot galvanized (UNI EN 1461), diameter 76 mm, thickness 4 mm.
809905	cylindrical pole 4 meters with base-plate	4.000	Phospho-chromatised and polyester powder coated. With base plate dim. 250x250 mm, thickness 10 mm
809906	cylindrical pole 5 meters with base-plate	5.000	Includes IP54 cover plate 132x38 mm and terminal block in double insulation.
809907	anchorage unit for base-plate		Base plate dim. 250x250 mm, thickness 3 mm, made in galvanized steel complete of nr. 4 anchorage threaded bolts
809909	Top cap for pole diam. 76 mm.		

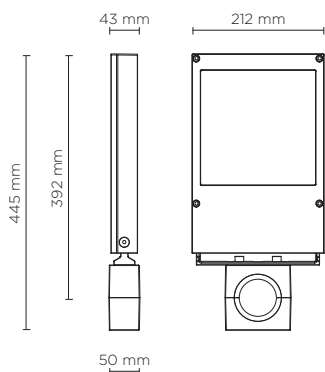




803001 - 803002

# SINGLE BOOK POLE TOP MAXI

Square pole-top mounted floodlight for outdoor installation on a pole diam. 60 mm or 76 mm. Phospho-chromatised and polyester powder coated die-cast copper-free aluminium body, tempered safety glass, moulded silicone gasket and stainless steel screws. Flange for pole diam. 60 mm or 76 mm included. Built-in LED driver 220-240V 50-60Hz, with 12 or 24 CREE XP-G3 LED. IP65 rating.



CYCLE ROUTE / PEDESTRIAN



STREET



## Technical features



## Available on request





## Technical data

IP Rating	IP65
IK Rating	IK08
Material	High corrosion resistance die-cast copper-free aluminum body
Coating	Polyester powder coating with phosphochromating pre-finish
Screws	Stainless steel
Light source	NR. 12 -> 24 x 1.5W CREE "XP-G3" LED
Gasket	Silicone rubber
Glass	Tempered
Transformer	Electronic transformer 220/240V 50/60Hz included
Cable gland	Double nickel-plated brass cable gland PG9
Power cable	3 m neoprene power cable included
Weight	3,00 Kg








803001	<b>SINGLE BOOK POLE - TOP MAXI 12 LED</b> 18 WATT 220-240V 50-60HZ ELECTRONIC		
<b>light source*</b>	<b>light beam options</b>	<b>lumen output (lm)</b>	<b>lumin. efficacy (lm/w)</b>
<b>3000°K warm-white</b>			
high power led	 cycle route pedestrian	1.728	96.00
high power led	 street	1.728	96.00

\* Other light colors available on request: Neutral-white

#### Colors options

 Textured Grey RAL 9006     Anthracite Grey RAL 7016     Matt Black (on request)



803002	<b>SINGLE BOOK POLE - TOP MAXI 24 LED</b> 36 WATT 220-240V 50-60HZ ELECTRONIC		
<b>light source*</b>	<b>light beam options</b>	<b>lumen output (lm)</b>	<b>lumin. efficacy (lm/w)</b>
<b>3000°K warm-white</b>			
high power led	 cycle route pedestrian	3.456	96.00
high power led	 street	3.456	96.00

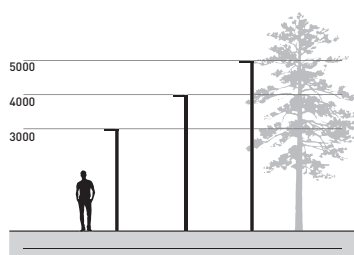
\* Other light colors available on request: Neutral-white

#### Colors options

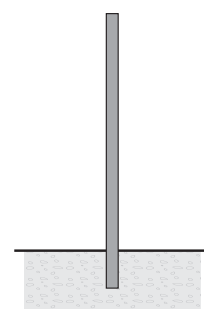
 Textured Grey RAL 9006     Anthracite Grey RAL 7016     Matt Black (on request)



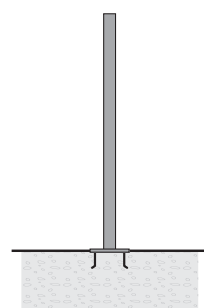
## POLES & ACCESSORIES



BURIED POLES			
code	article	h. mm.	description
809901	cylindrical pole 3,5 meters to be buried	3.500	Cylindrical pole made in steel S235JR (UNI EN 10219) hot galvanized (UNI EN 1461), <b>diameter 76 mm, thickness 4 mm.</b>
809902	cylindrical pole 4,5 meters to be buried	4.500	Phospho-chromatised and polyester powder coated. <b>Total height including 500 mm to be buried into the ground. Includes IP54 cover plate 132x38 mm and terminal block in double insulation.</b>
809903	cylindrical pole 5,5 meters to be buried	5.500	
809909	Top cap for pole diam. 76 mm.		



POLES WITH BASE-PLATE			
code	article	h. mm.	description
809904	cylindrical pole 3 meters with base-plate	3.000	Cylindrical pole made in steel S235JR (UNI EN 10219) hot galvanized (UNI EN 1461), <b>diameter 76 mm, thickness 4 mm.</b>
809905	cylindrical pole 4 meters with base-plate	4.000	Phospho-chromatised and polyester powder coated. <b>With base plate dim. 250x250 mm, thickness 10 mm</b>
809906	cylindrical pole 5 meters with base-plate	5.000	<b>Includes IP54 cover plate 132x38 mm and terminal block in double insulation.</b>
809907	anchorage unit for base-plate		<b>Base plate dim. 250x250 mm, thickness 3 mm, made in galvanized steel complete of nr. 4 anchorage threaded bolts</b>
809909	Top cap for pole diam. 76 mm.		

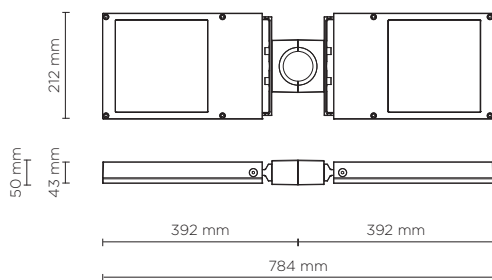




803003 - 803004

## DOUBLE BOOK POLE TOP MAXI

2 x square pole-top mounted floodlight for outdoor installation on a pole diam. 60 mm or 76 mm. Phospho-chromatised and polyester powder coated die-cast copper-free aluminium body, tempered safety glass, moulded silicone gasket and stainless steel screws. Flange for pole diam. 60 mm or 76 mm included. Built-in LED driver 220-240V 50-60Hz, with 2 x 12 or 24 CREE XP-G3 LED. IP65 rating.



CYCLE ROUTE / PEDESTRIAN



STREET



### Technical features





### Available on request



### Technical data

IP Rating	IP65
IK Rating	IK08
Material	High corrosion resistance die-cast copper-free aluminum body
Coating	Polyester powder coating with phosphochromating pre-finish
Screws	Stainless steel
Light source	NR. 2 x 12 -> 24 x 1.5W CREE "XP-G3" LED
Gasket	Silicone rubber
Glass	Tempered
Transformer	Electronic transformer 220/240V 50/60Hz included
Cable gland	Double nickel-plated brass cable gland PG9
Power cable	3 m neoprene power cable included
Weight	5,80 Kg





<b>803003</b>	<b>DOUBLE BOOK POLE - TOP MAXI 12 LED</b> 2 x 18 WATT 220-240V 50-60HZ ELECTRONIC			
<b>light source*</b>	<b>light beam options</b>	<b>lumen output (lm)</b>	<b>lumin. efficacy (lm/w)</b>	
<b>3000°K warm-white</b>				
high power led	 cycle route pedestrian	2 x 1.728	96.00	
high power led	 street	2 x 1.728	96.00	

\* Other light colors available on request: Neutral-white

#### Colors options

 Textured Grey RAL 9006	 Anthracite Grey RAL 7016	 Matt Black (on request)
--	---	--



<b>803004</b>	<b>DOUBLE BOOK POLE - TOP MAXI 24 LED</b> 2 x 36 WATT 220-240V 50-60HZ ELECTRONIC			
<b>light source*</b>	<b>light beam options</b>	<b>lumen output (lm)</b>	<b>lumin. efficacy (lm/w)</b>	
<b>3000°K warm-white</b>				
high power led	 cycle route pedestrian	2 x 3.456	96.00	
high power led	 street	2 x 3.456	96.00	

\* Other light colors available on request: Neutral-white

#### Colors options

 Textured Grey RAL 9006	 Anthracite Grey RAL 7016	 Matt Black (on request)
--	---	--

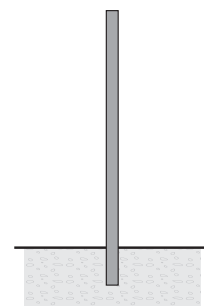


## POLES & ACCESSORIES



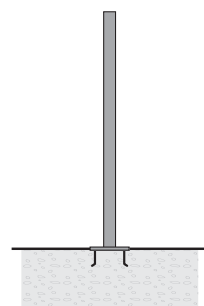
#### BURIED POLES

code	article	h. mm.	description
809901	cylindrical pole 3,5 meters to be buried	3.500	Cylindrical pole made in steel S235JR (UNI EN 10219) hot galvanized (UNI EN 1461), <b>diameter 76 mm, thickness 4 mm.</b>
809902	cylindrical pole 4,5 meters to be buried	4.500	Phospho-chromatised and polyester powder coated. <b>Total height including 500 mm to be buried into the ground. Includes IP54 cover plate 132x38 mm and terminal block in double insulation.</b>
809903	cylindrical pole 5,5 meters to be buried	5.500	
809909	Top cap for pole diam. 76 mm.		



#### POLES WITH BASE-PLATE

code	article	h. mm.	description
809904	cylindrical pole 3 meters with base-plate	3.000	Cylindrical pole made in steel S235JR (UNI EN 10219) hot galvanized (UNI EN 1461), <b>diameter 76 mm, thickness 4 mm.</b>
809905	cylindrical pole 4 meters with base-plate	4.000	Phospho-chromatised and polyester powder coated. <b>With base plate dim. 250x250 mm, thickness 10 mm</b>
809906	cylindrical pole 5 meters with base-plate	5.000	<b>Includes IP54 cover plate 132x38 mm and terminal block in double insulation.</b>
809907	anchorage unit for base-plate		<b>Base plate dim. 250x250 mm, thickness 3 mm, made in galvanized steel complete of nr. 4 anchorage threaded bolts</b>
809909	Top cap for pole diam. 76 mm.		





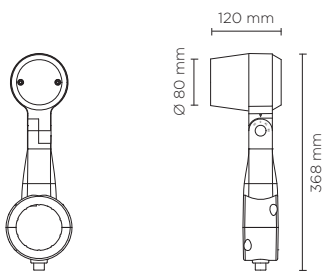
807001 - 807004

## RING POLE MINI

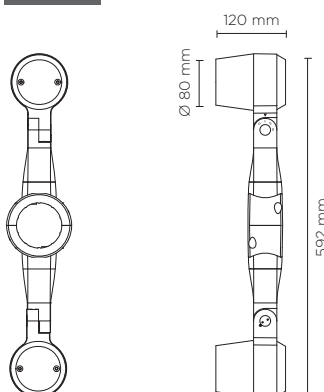
Designed by  
NAVA + AROSIO

Floodlight for outdoor installation on a pole diam. 60 mm or 76 mm, with 355° swivel pole attachment and allowing horizontal adjustment of +90° / -40°. Phospho-chromatised and polyester powder coated die-cast copper-free aluminium base and head, tempered safety glass, moulded silicone gaskets and o-rings, with screws in stainless steel. Swivel pole joint with graduated scale and mechanical aiming lock. Built-in LED driver, with 1 COB CREE "CXB 1310" LED. IP66 rating.

807001



807004



### Technical features




### Available on request



### Technical data







IP Rating	IP66
IK Rating	IK10
Material	High corrosion resistance die-cast copper-free aluminum body
Coating	Polyester powder coating with phosphochromating pre-finish
Screws	Stainless steel
Transformer	Electrical power supply 220/240V 50/60Hz built-in
Gasket	Silicone rubber
Glass	Tempered
Cable gland	M16 rubber grommet
Power cable	3 Mt. Power cable included



### NEW AESTHETIC POLE ATTACHMENT AVAILABLE ON REQUEST

#### AC085 - POLE PLATE

Pole plate for pole mounting of all Ring models, suitable to be used with poles diam. min 76 mm and diam. max 120 mm. Can be positioned on various staggered levels or on a single level, with the same pole. Made in phospho-chromatised and polyester powder coated die-cast copper-free aluminum material, moulded silicone gaskets and screws in stainless steel.







807001		SINGLE RING POLE MINI - 10 WATT 220-240V 50-60HZ		
light source	light beam options	lumen output (lm)	lumin. efficacy (lm/w)	
<b>3000°K warm-white</b>				
cob led	 14°	1.100	110	
cob led	 35°	1.060	106	
cob led	 55°	1.000	100	
<b>4000°K neutral-white</b>				
cob led	 14°	1.200	120	
cob led	 35°	1.140	114	
cob led	 55°	1.083	108	
<b>2700°K CCT</b> available on request				

#### Colors options

-  Textured Grey RAL 9006
-  Anthracite Grey RAL 7016
-  Matt Black (on request)

Technical data	
Wattage	10 WATT
Light source	1 COB CREE "CXB 1310" LED
Gross weight	2,00 Kg



807004		DOUBLE RING POLE MINI - 2X10 WATT 220-240V 50-60HZ		
light source	light beam options	lumen output (lm)	lumin. efficacy (lm/w)	
<b>3000°K warm-white</b>				
cob led	 14°	2 x 1.100	110	
cob led	 35°	2 x 1.060	106	
cob led	 55°	2 x 1.000	100	
<b>4000°K neutral-white</b>				
cob led	 14°	2 x 1.200	120	
cob led	 35°	2 x 1.140	114	
cob led	 55°	2 x 1.083	108	
<b>2700°K CCT</b> available on request				

#### Colors options

-  Textured Grey RAL 9006
-  Anthracite Grey RAL 7016
-  Matt Black (on request)

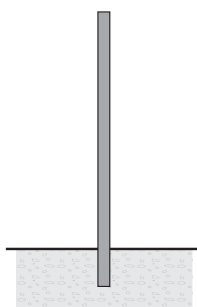
Technical data	
Wattage	2X10 WATT
Light source	2 COB CREE "CXB 1310" LED
Gross weight	3,50 Kg



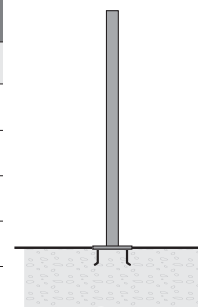
## POLES & ACCESSORIES

Full technical details of poles and accessories for poles are available at the end of the catalogue

BURIED POLES	
code	h. mm.
809901	3.500
809902	4.500
809903	5.500
809909	TOP CAP DIAM 76mm.



POLES WITH BASE-PLATE	
code	h. mm.
809904	3.000
809905	4.000
809906	5.000
809907	ACC.
809909	TOP CAP DIAM 76mm





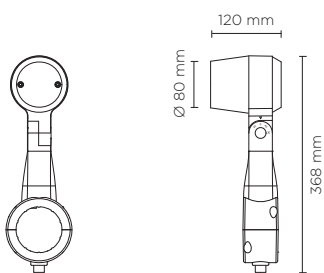
807007 - 807010

## RING POLE MINI HP

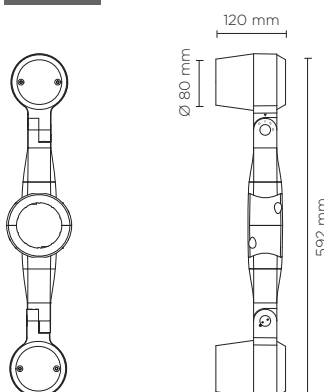
Designed by  
NAVA + AROSIO

Floodlight for outdoor installation on a pole diam. 60 mm or 76 mm, with 355° swivel pole attachment and allowing horizontal adjustment of +90° / -40°. Phospho-chromatised and polyester powder coated die-cast copper-free aluminium base and head, tempered safety glass, moulded silicone gaskets and o-rings, with screws in stainless steel. Swivel pole joint with graduated scale and mechanical aiming lock. Built-in LED driver, with 1 x CREE XHP35 LED. IP66 rating.

807007



807010



### Technical features




### Available on request



### Technical data







IP Rating	IP66
IK Rating	IK10
Material	High corrosion resistance die-cast copper-free aluminum body
Coating	Polyester powder coating with phosphochromating pre-finish
Screws	Stainless steel
Transformer	Electrical power supply 220/240V 50/60Hz built-in
Gasket	Silicone rubber
Glass	Tempered
Cable gland	M16 rubber grommet
Power cable	3 Mt. Power cable included



### NEW AESTHETIC POLE ATTACHMENT AVAILABLE ON REQUEST

#### AC085 - POLE PLATE

Pole plate for pole mounting of all Ring models, suitable to be used with poles diam. min 76 mm and diam. max 120 mm. Can be positioned on various staggered levels or on a single level, with the same pole. Made in phospho-chromatised and polyester powder coated die-cast copper-free aluminum material, moulded silicone gaskets and screws in stainless steel.

807007		SINGLE RING POLE MINI HP - 8 WATT 220-240V 50-60HZ		
light source	light beam options	lumen output (lm)	lumin. efficacy (lm/w)	
<b>3000°K warm-white</b>				
high-power led	 4°	690	86.25	
high-power led	 10°	662	82.75	
high-power led	 28°	642	80.25	
<b>4000°K neutral-white</b>				
high-power led	 4°	703	87.88	
high-power led	 10°	676	84.50	
high-power led	 28°	656	82.00	
<b>2700°K CCT</b> available on request				







#### Colors options

-  Textured Grey RAL 9006
-  Anthracite Grey RAL 7016
-  Matt Black (on request)

#### Technical data

Wattage	8 WATT
Light source	1 x CREE XHP35 LED
Gross weight	2,00 Kg



807010		DOUBLE RING POLE MINI HP - 2X8 WATT 220-240V 50-60HZ		
light source	light beam options	lumen output (lm)	lumin. efficacy (lm/w)	
<b>3000°K warm-white</b>				
high-power led	 4°	2 x 690	86.25	
high-power led	 10°	2 x 662	82.75	
high-power led	 28°	2 x 642	80.25	
<b>4000°K neutral-white</b>				
high-power led	 4°	2 x 703	87.88	
high-power led	 10°	2 x 676	84.50	
high-power led	 28°	2 x 656	82.00	
<b>2700°K CCT</b> available on request				

#### Colors options

-  Textured Grey RAL 9006
-  Anthracite Grey RAL 7016
-  Matt Black (on request)

#### Technical data

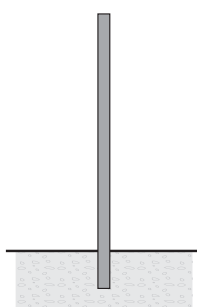
Wattage	2X8 WATT
Light source	2 x CREE XHP35 LED
Gross weight	3,50 Kg



## POLES & ACCESSORIES

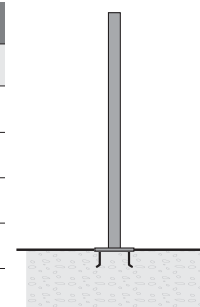
Full technical details of poles and accessories for poles are available at the end of the catalogue

BURIED POLES	
code	h. mm.
809901	3.500
809902	4.500
809903	5.500
809909	TOP CAP DIAM 76mm.



#### POLES WITH BASE-PLATE

code	h. mm.
809904	3.000
809905	4.000
809906	5.000
809907	ACC.
809909	TOP CAP DIAM 76mm





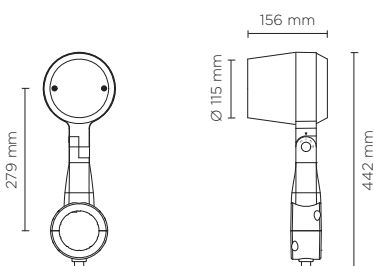
807002 - 807005

## RING POLE MEDIUM

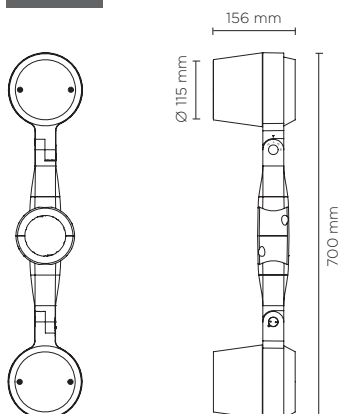
Designed by  
NAVA + AROSIO

Floodlight for outdoor installation on a pole diam. 60 mm or 76 mm, with 355° swivel pole attachment and allowing horizontal adjustment of +90° / -40°. Phosphochromatised and polyester powder coated die-cast copper-free aluminium base and head, tempered safety glass, moulded silicone gaskets and o-rings, with screws in stainless steel. Swivel pole joint with graduated scale and mechanical aiming lock. Built-in LED driver, with 1 COB CREE "CXB 1512" LED. IP66 rating.

807002



807005



### Technical features




### Available on request



### Technical data

IP Rating	IP66
IK Rating	IK10
Material	High corrosion resistance die-cast copper-free aluminum body
Coating	Polyester powder coating with phosphochromating pre-finish
Screws	Stainless steel
Transformer	Electrical power supply 220/240V 50/60Hz built-in
Gasket	Silicone rubber
Glass	Tempered
Cable gland	M16 rubber grommet
Power cable	3 Mt. Power cable included









### NEW AESTHETIC POLE ATTACHMENT AVAILABLE ON REQUEST

#### AC085 - POLE PLATE

Pole plate for pole mounting of all Ring models, suitable to be used with poles diam. min 76 mm and diam. max 120 mm. Can be positioned on various staggered levels or on a single level, with the same pole. Made in phospho-chromatised and polyester powder coated dia-cast copper-free aluminum material, moulded silicone gaskets and screws in stainless steel.



807002		SINGLE RING POLE MEDIUM - 16 WATT 220-240V 50-60HZ		
light source	light beam options	lumen output (lm)	lumin. efficacy (lm/w)	
<b>3000°K warm-white</b>				
cob led	 14°	1.900	118.75	
cob led	 35°	1.813	113.31	
cob led	 55°	1.722	107.62	
<b>4000°K neutral-white</b>				
cob led	 14°	2.000	125.00	
cob led	 35°	1.900	118.75	
cob led	 55°	1.805	112.81	
<b>2700°K CCT</b> available on request				







#### Colors options

-  Textured Grey RAL 9006
-  Anthracite Grey RAL 7016
-  Matt Black (on request)

#### Technical data

Wattage	16 WATT
Light source	1 COB CREE "CXB 1512" LED
Gross weight	3,00 Kg



807005		DOUBLE RING POLE MEDIUM - 2X16 WATT 220-240V 50-60HZ		
light source	light beam options	lumen output (lm)	lumin. efficacy (lm/w)	
<b>3000°K warm-white</b>				
cob led	 14°	2 x 1.900	118.75	
cob led	 35°	2 x 1.813	113.31	
cob led	 55°	2 x 1.722	107.62	
<b>4000°K neutral-white</b>				
cob led	 14°	2 x 2.000	125.00	
cob led	 35°	2 x 1.900	118.75	
cob led	 55°	2 x 1.805	112.81	
<b>2700°K CCT</b> available on request				

#### Colors options

-  Textured Grey RAL 9006
-  Anthracite Grey RAL 7016
-  Matt Black (on request)

#### Technical data

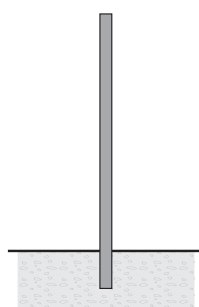
Wattage	2X16 WATT
Light source	2 COB CREE "CXB 1512" LED
Gross weight	5,50 Kg



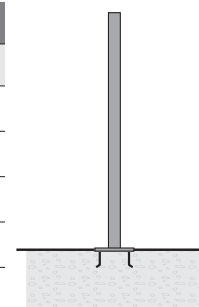
## POLES & ACCESSORIES

Full technical details of poles and accessories for poles are available at the end of the catalogue

BURIED POLES	
code	h. mm.
809901	3.500
809902	4.500
809903	5.500
809909	TOP CAP DIAM 76mm



POLES WITH BASE-PLATE	
code	h. mm.
809904	3.000
809905	4.000
809906	5.000
809907	ACC.
809909	TOP CAP DIAM 76mm





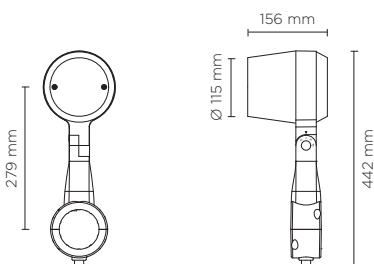
807008 - 807011

## RING POLE MEDIUM HP

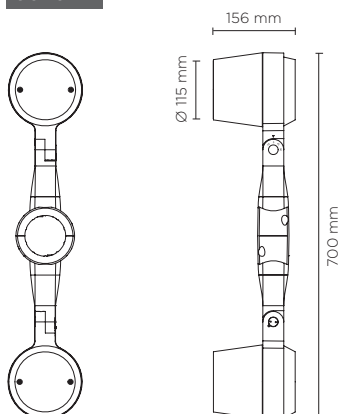
Designed by  
NAVA + AROSIO

Floodlight for outdoor installation on a pole diam. 60 mm or 76 mm, with 355° swivel pole attachment and allowing horizontal adjustment of +90° / -40°. Phospho-chromatised and polyester powder coated die-cast copper-free aluminium base and head, tempered safety glass, moulded silicone gaskets and o-rings, with screws in stainless steel. Swivel pole joint with graduated scale and mechanical aiming lock. Built-in LED driver, with 3 x CREE XHP35 LED. IP66 rating.

807008



807011



### Technical features



### Available on request



### Technical data

IP Rating	IP66
IK Rating	IK10
Material	High corrosion resistance die-cast copper-free aluminum body
Coating	Polyester powder coating with phosphochromating pre-finish
Screws	Stainless steel
Transformer	Electrical power supply 220/240V 50/60Hz built-in
Gasket	Silicone rubber
Glass	Tempered
Cable gland	M16 rubber grommet
Power cable	3 Mt. Power cable included



### NEW AESTHETIC POLE ATTACHMENT AVAILABLE ON REQUEST

#### AC085 - POLE PLATE

Pole plate for pole mounting of all Ring models, suitable to be used with poles diam. min 76 mm and diam. max 120 mm. Can be positioned on various staggered levels or on a single level, with the same pole. Made in phospho-chromatised and polyester powder coated die-cast copper-free aluminum material, moulded silicone gaskets and screws in stainless steel.

807008

SINGLE RING POLE MEDIUM HP - 20 WATT 220-240V 50-60HZ

light source	light beam options	lumen output (lm)	lumin. efficacy (lm/w)
<b>3000°K warm-white</b>			
high-power led	4°	2.050	102.50
high-power led	10°	2.000	100.00
high-power led	28°	1.950	97.50
<b>4000°K neutral-white</b>			
high-power led	4°	2.100	105.00
high-power led	10°	2.050	102.50
high-power led	28°	2.000	100.00
<b>2700°K CCT</b> available on request			

**Colors options**

Textured Grey RAL 9006
  Anthracite Grey RAL 7016
  Matt Black (on request)

**Technical data**

Wattage	20 WATT
Light source	3 x CREE XHP35 LED
Gross weight	3,00 Kg



807011

DOUBLE RING POLE MEDIUM HP - 2X20 WATT 220-240V 50-60HZ

light source	light beam options	lumen output (lm)	lumin. efficacy (lm/w)
<b>3000°K warm-white</b>			
high-power led	4°	2 x 2.050	102.50
high-power led	10°	2 x 2.000	100.00
high-power led	28°	2 x 1.950	97.50
<b>4000°K neutral-white</b>			
high-power led	4°	2 x 2.100	105.00
high-power led	10°	2 x 2.050	102.50
high-power led	28°	2 x 2.000	100.00
<b>2700°K CCT</b> available on request			

**Colors options**

Textured Grey RAL 9006
  Anthracite Grey RAL 7016
  Matt Black (on request)

**Technical data**

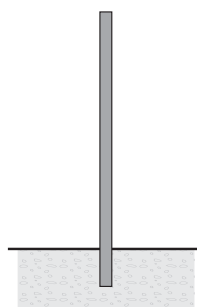
Wattage	2X20 WATT
Light source	6 x CREE XHP35 LED
Gross weight	5,50 Kg

**POLES & ACCESSORIES**

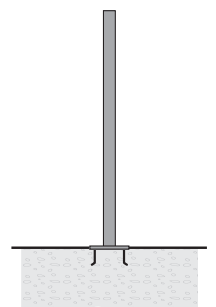
Full technical details of poles and accessories for poles are available at the end of the catalogue

**BURIED POLES**

code	h. mm.
809901	3.500
809902	4.500
809903	5.500
809909	TOP CAP DIAM 76mm.

**POLES WITH BASE-PLATE**

code	h. mm.
809904	3.000
809905	4.000
809906	5.000
809907	ACC.
809909	TOP CAP DIAM 76mm





807003 - 807006

# RING POLE MAXI

Designed by  
NAVA + AROSIO

Floodlight for outdoor installation on a pole diam. 60 mm or 76 mm, with 355° swivel pole attachment and allowing horizontal adjustment of +90° / -40°. Phospho-chromatised and polyester powder coated die-cast copper-free aluminium base and head, tempered safety glass, moulded silicone gaskets and o-rings, with screws in stainless steel. Swivel pole joint with graduated scale and mechanical aiming lock. Built-in LED driver, with 1 COB CREE "CXB 2540" LED. IP66 rating.

807003	SINGLE RING POLE MAXI - 42 WATT 220-240V 50-60HZ			
light source	light beam options	lumen output (lm)	lumin. efficacy (lm/w)	
<b>3000°K warm-white</b>				
cob led	14°	4.950	117.85	
cob led	35°	4.752	113.14	
cob led	55°	4.560	108.57	
<b>4000°K neutral-white</b>				
cob led	14°	5.265	125.36	
cob led	35°	5.000	119.05	
cob led	55°	4.770	113.57	
<b>2700°K CCT available on request</b>				

## Technical features



## Available on request



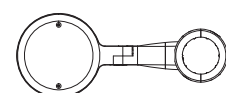
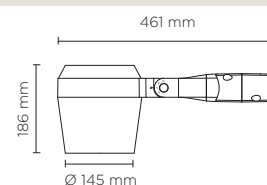
## Technical data

IP Rating	IP66
IK Rating	IK10
Material	High corrosion resistance die-cast copper-free aluminum body
Coating	Polyester powder coating with phosphochromating pre-finish
Screws	Stainless steel
Transformer	Electrical power supply 220/240V 50/60Hz built-in
Gasket	Silicone rubber
Glass	Tempered
Cable gland	M16 rubber grommet
Power cable	3 Mt. Power cable included



## Technical data

Wattage	42 WATT
Light source	1 COB CREE "CXB 2540" LED
Gross weight	4,50 Kg



## Colors options



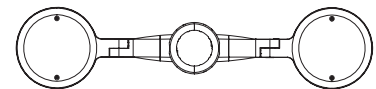
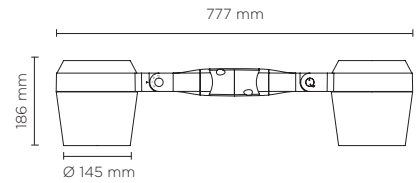
807006

DOUBLE RING POLE MAXI - 2X42 WATT 220-240V 50-60HZ

light source	light beam options	lumen output (lm)	lumin. efficacy (lm/w)
<b>3000°K warm-white</b>			
cob led	14°	2 x 4.950	117.85
cob led	35°	2 x 4.752	113.14
cob led	55°	2 x 4.560	108.57
<b>4000°K neutral-white</b>			
cob led	14°	2 x 5.265	125.36
cob led	35°	2 x 5.000	119.05
cob led	55°	2 x 4.770	113.57
<b>2700°K CCT available on request</b>			

**Technical data**

Wattage	2X42 WATT
Light source	2 COB CREE "CXB 2540" LED
Gross weight	8,50 Kg

**Colors options**

Textured Grey  
RAL 9006

Anthracite Grey  
RAL 7016

Matt Black  
(on request)

**DIFFERENT POSSIBILITIES AS MULTIPLE APPLICATION ON THE SAME POLE:**

LUMINAIRE SUITABLE FOR POLE MOUNTING  
IN SINGLE OR MULTIPLE COMBINATIONS

**AC085 - POLE PLATE**

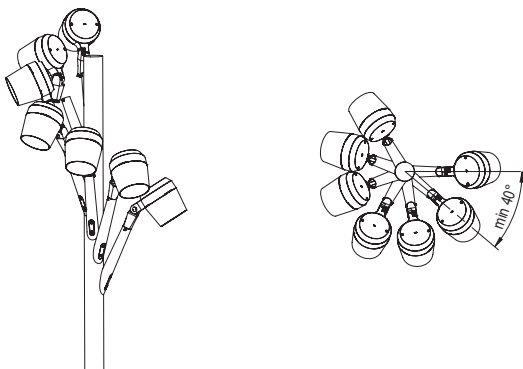
Pole plate for pole mounting of all Ring models, suitable to be used with poles diam. min 76 mm and diam. max 120 mm. Can be positioned on various staggered levels or on a single level, with the same pole. Made in phospho-chromatised and polyester powder coated dia-cast copper-free aluminum material, moulded silicone gaskets and screws in stainless steel.

**AC088 - TREE-BRANCH BRACKET**

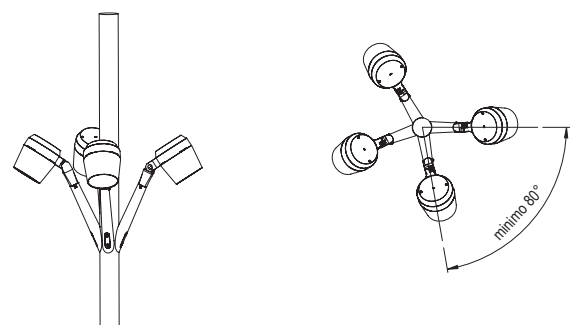
Special bracket for Ring Maxi pole mounting, suitable to be used with poles diam. min 76 mm and diam. max 120 mm. Can be positioned on various staggered levels or on a single level, with the same pole. Made in phospho-chromatised and polyester powder coated dia-cast copper-free aluminum material, moulded silicone gaskets and screws in stainless steel.

**On various staggered levels**

Min. angle between luminaire heads **40°**

**On a single level**

Min. angle between luminaire heads **80°**





807009 - 807012

## RING POLE MAXI HP

Designed by  
NAVA + AROSIO

Floodlight for outdoor installation on a pole diam. 60 mm or 76 mm, with 355° swivel pole attachment and allowing horizontal adjustment of +90° / -40°. Phospho-chromatised and polyester powder coated die-cast copper-free aluminium base and head, tempered safety glass, moulded silicone gaskets and o-rings, with screws in stainless steel. Swivel pole joint with graduated scale and mechanical aiming lock. Built-in LED driver, with 6 x CREE XHP35 LED. IP66 rating.

807009	SINGLE RING POLE MAXI HP - 38 WATT 220-240V 50-60HZ		
light source	light beam options	lumen output (lm)	lumin. efficacy (lm/w)
<b>3000°K warm-white</b>			
high-power led	4°	4.300	113.15
high-power led	10°	4.260	112.10
high-power led	28°	4.210	110.79
<b>4000°K neutral-white</b>			
high-power led	4°	4.400	115.79
high-power led	10°	4.360	114.74
high-power led	28°	4.310	113.42
<b>2700°K CCT</b> available on request			

### Colors options

Textured Grey  
RAL 9006

Anthracite Grey  
RAL 7016

Matt Black  
(on request)

### Technical features



### Available on request



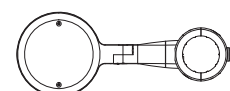
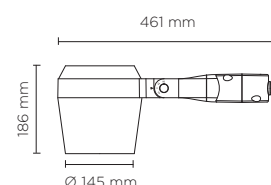
### Technical data

IP Rating	IP66
IK Rating	IK10
Material	High corrosion resistance die-cast copper-free aluminum body
Coating	Polyester powder coating with phosphochromating pre-finish
Screws	Stainless steel
Transformer	Electrical power supply 220/240V 50/60Hz built-in
Gasket	Silicone rubber
Glass	Tempered
Cable gland	M16 rubber grommet
Power cable	3 Mt. Power cable included



### Technical data

Wattage	38 WATT
Light source	6 x CREE XHP35 LED
Gross weight	4,50 Kg



807012

DOUBLE RING POLE MAXI HP - 2X38 WATT 220-240V 50-60HZ

light source	light beam options	lumen output (lm)	lumin. efficacy (lm/w)
<b>3000°K warm-white</b>			
high-power led	4°	2 x 4.300	113.15
high-power led	10°	2 x 4.260	112.10
high-power led	28°	2 x 4.210	110.79
<b>4000°K neutral-white</b>			
high-power led	4°	2 x 4.400	115.79
high-power led	10°	2 x 4.360	114.74
high-power led	28°	2 x 4.310	113.42
<b>2700°K CCT</b> available on request			

**Colors options**

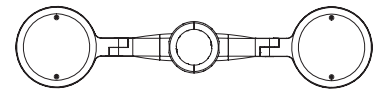
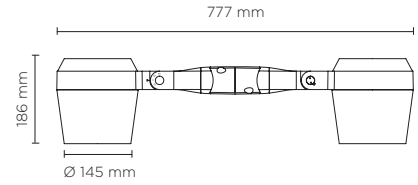
■ Textured Grey  
RAL 9006

■ Anthracite Grey  
RAL 7016

■ Matt Black  
(on request)

**Technical data**

Wattage	2X38 WATT
Light source	12 x CREE XHP35 LED
Gross weight	8,50 Kg

**DIFFERENT POSSIBILITIES AS MULTIPLE APPLICATION ON THE SAME POLE:**

LUMINAIRE SUITABLE FOR POLE MOUNTING  
IN SINGLE OR MULTIPLE COMBINATIONS

**AC085 - POLE PLATE**

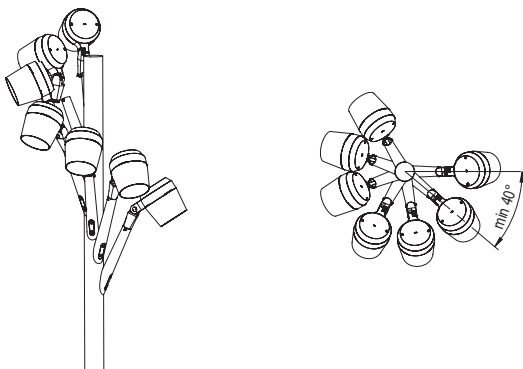
Pole plate for pole mounting of all Ring models, suitable to be used with poles diam. min 76 mm and diam. max 120 mm. Can be positioned on various staggered levels or on a single level, with the same pole. Made in phospho-chromatised and polyester powder coated dia-cast copper-free aluminum material, moulded silicone gaskets and screws in stainless steel.

**AC088 - TREE-BRANCH BRACKET**

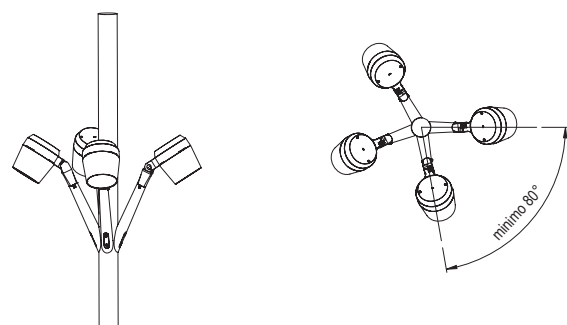
Special bracket for Ring Maxi pole mounting, suitable to be used with poles diam. min 76 mm and diam. max 120 mm. Can be positioned on various staggered levels or on a single level, with the same pole. Made in phospho-chromatised and polyester powder coated dia-cast copper-free aluminum material, moulded silicone gaskets and screws in stainless steel.

**On various staggered levels**

Min. angle between luminaire heads **40°**

**On a single level**

Min. angle between luminaire heads **80°**









807013 - 807015

## RING POLE MEGA COB

Designed by  
NAVA + AROSIO

Floodlight for outdoor installation on a pole diam. 60 mm or 76 mm, with 355° swivel pole attachment and allowing horizontal adjustment of +90° / -40°. Phospho-chromatised and polyester powder coated die-cast copper-free aluminium base and head, tempered safety glass, moulded silicone gaskets and o-rings, with screws in stainless steel. Swivel pole joint with graduated scale and mechanical aiming lock. Built-in LED driver, with 1 COB CREE "CXB 3590" LED. IP66 rating.

807013	SINGLE RING POLE MEGA COB - 75 WATT 220-240V 50-60HZ			
light source	light beam options	lumen output (lm)	lumin. efficacy (lm/w)	
<b>3000°K warm-white</b>				
cob led	 20°	10.100	123.17	
cob led	 40°	10.020	122.20	
<b>4000°K neutral-white</b>				
cob led	 20°	10.200	124.39	
cob led	 40°	10.120	123.42	
<b>2700°K CCT</b> available on request				

### Colors options

 Textured Grey  
RAL 9006

 Anthracite Grey  
RAL 7016

 Matt Black  
(on request)

### Technical features



### Available on request



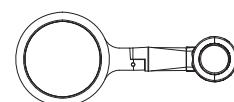
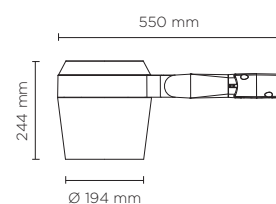
### Technical data

IP Rating	IP66
IK Rating	IK10
Material	High corrosion resistance die-cast copper-free aluminum body
Coating	Polyester powder coating with phosphochromating pre-finish
Screws	Stainless steel
Transformer	Power supply 220/240V 50/60Hz built-in
Gasket	Silicone rubber
Glass	Tempered
Cable gland	M16 rubber grommet
Power cable	3 mt. power cable included







### Technical data

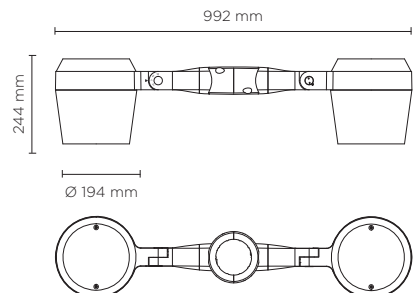
Wattage	75 WATT
Light source	1 x CREE CXB 3590 LED
Gross weight	8,50 Kg





807015		DOUBLE RING POLE MEGA COB - 2X75 WATT 220-240V 50-60HZ		
light source	light beam options	lumen output (lm)	lumin. efficacy (lm/w)	
<b>3000°K warm-white</b>				
cob led		20°	2x10.100	123.17
cob led		40°	2x10.020	122.20
<b>4000°K neutral-white</b>				
cob led		20°	2x10.200	124.39
cob led		40°	2x10.120	123.42
<b>2700°K CCT</b> available on request				

Technical data	
Wattage	2x75 WATT
Light source	2 x CREE CXB 3590 LED
Gross weight	16,50 Kg



**Colors options**

-  Textured Grey  
RAL 9006
-  Anthracite Grey  
RAL 7016
-  Matt Black  
(on request)

**DIFFERENT POSSIBILITIES AS MULTIPLE APPLICATION ON THE SAME POLE:**

LUMINAIRE SUITABLE FOR POLE MOUNTING  
IN SINGLE OR MULTIPLE COMBINATIONS

**AC085 - POLE PLATE**

Pole plate for pole mounting of all Ring models, suitable to be used with poles diam. min 76 mm and diam. max 120 mm. Can be positioned on various staggered levels or on a single level, with the same pole. Made in phospho-chromatised and polyester powder coated dia-cast copper-free aluminum material, moulded silicone gaskets and screws in stainless steel.



**AC089 - TREE-BRANCH BRACKET**

Special bracket for Ring Mega pole mounting, suitable to be used with poles diam. min 76 mm and diam. max 120 mm. Can be positioned on various staggered levels or on a single level, with the same pole. Made in phospho-chromatised and polyester powder coated dia-cast copper-free aluminum material, moulded silicone gaskets and screws in stainless steel.



**SOME APPLICATION EXAMPLES:**

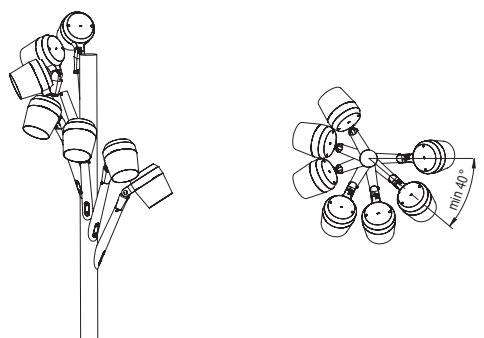
3 X RING MEGA  
ON VARIOUS STAGGERED  
LEVELS ON THE  
SAME POLE



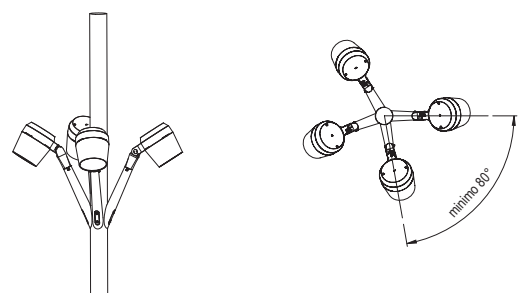
4 X RING MEGA  
ON VARIOUS STAGGERED  
LEVELS ON THE  
SAME POLE



**On various staggered levels**  
Min. angle between luminaire heads **40°**



**On a single level**  
Min. angle between luminaire heads **80°**





807014 - 807016

# RING POLE MEGA HP

Designed by  
NAVA + AROSIO

Floodlight for outdoor installation on a pole diam. 60 mm or 76 mm, with 355° swivel pole attachment and allowing horizontal adjustment of +90° / -40°. Phospho-chromatised and polyester powder coated die-cast copper-free aluminium base and head, tempered safety glass, moulded silicone gaskets and o-rings, with screws in stainless steel. Swivel pole joint with graduated scale and mechanical aiming lock. Built-in LED driver, with 12 x CREE "XH-P 35" LED. IP66 rating.

807014	SINGLE RING POLE MEGA HP - 88 WATT 220-240V 50-60HZ			
light source	light beam options	lumen output (lm)	lumin. efficacy (lm/w)	
<b>3000°K warm-white</b>				
high-power led	4°	9.500	107.96	
high-power led	10°	9.450	107.38	
high-power led	28°	9.380	106.59	
<b>4000°K neutral-white</b>				
high-power led	4°	9.600	109.09	
high-power led	10°	9.550	108.52	
high-power led	28°	9.480	107.73	
<b>2700°K CCT</b> available on request				

## Colors options

Textured Grey  
RAL 9006

Anthracite Grey  
RAL 7016

Matt Black  
(on request)

## Technical features



## Available on request



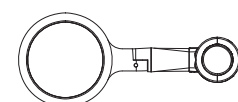
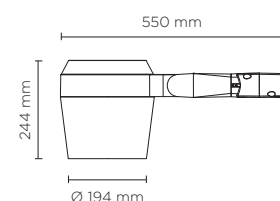
## Technical data







IP Rating	IP66
IK Rating	IK10
Material	High corrosion resistance die-cast copper-free aluminum body
Coating	Polyester powder coating with phosphochromating pre-finish
Screws	Stainless steel
Transformer	Power supply 220/240V 50/60Hz built-in
Gasket	Silicone rubber
Glass	Tempered
Cable gland	M16 rubber grommet
Power cable	3 mt. power cable included



## Technical data

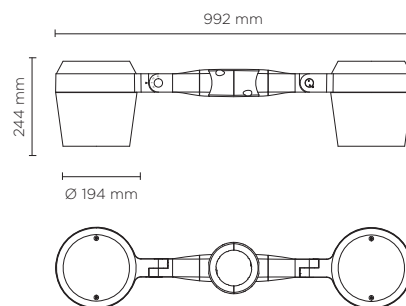
Wattage	88 WATT
Light source	12 x CREE "XH-P 35" LED
Gross weight	8,50 Kg



807016		DOUBLE RING POLE MEGA HP - 2X88 WATT 220-240V 50-60HZ		
light source	light beam options	lumen output (lm)	lumin. efficacy (lm/w)	
<b>3000°K warm-white</b>				
high-power led		4°	2x9.500	107.96
high-power led		10°	2x9.450	107.38
high-power led		28°	2x9.380	106.59
<b>4000°K neutral-white</b>				
high-power led		4°	2x9.600	109.09
high-power led		10°	2x9.550	108.52
high-power led		28°	2x9.480	107.73
<b>2700°K CCT</b> available on request				

#### Technical data

Wattage	2x88 WATT
Light source	24 x CREE "XH-P 35" LED
Gross weight	16,50 Kg



#### Colors options

-  Textured Grey RAL 9006
-  Anthracite Grey RAL 7016
-  Matt Black (on request)

## DIFFERENT POSSIBILITIES AS MULTIPLE APPLICATION ON THE SAME POLE:

LUMINAIRE SUITABLE FOR POLE MOUNTING IN SINGLE OR MULTIPLE COMBINATIONS

#### AC085 - POLE PLATE

Pole plate for pole mounting of all Ring models, suitable to be used with poles diam. min 76 mm and diam. max 120 mm. Can be positioned on various staggered levels or on a single level, with the same pole. Made in phospho-chromatised and polyester powder coated dia-cast copper-free aluminum material, moulded silicone gaskets and screws in stainless steel.

#### AC089 - TREE-BRANCH BRACKET

Special bracket for Ring Mega pole mounting, suitable to be used with poles diam. min 76 mm and diam. max 120 mm. Can be positioned on various staggered levels or on a single level, with the same pole. Made in phospho-chromatised and polyester powder coated dia-cast copper-free aluminum material, moulded silicone gaskets and screws in stainless steel.



## SOME APPLICATION EXAMPLES:

3 X RING MEGA ON VARIOUS STAGGERED LEVELS ON THE SAME POLE

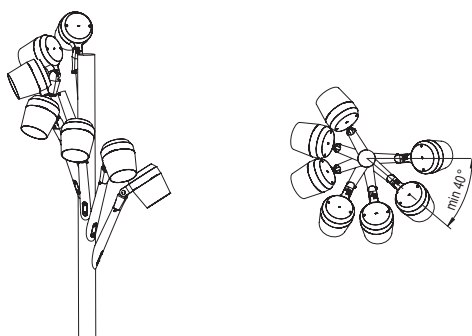


4 X RING MEGA ON VARIOUS STAGGERED LEVELS ON THE SAME POLE



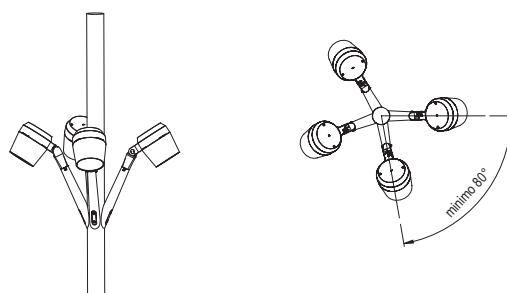
#### On various staggered levels

Min. angle between luminaire heads **40°**



#### On a single level

Min. angle between luminaire heads **80°**









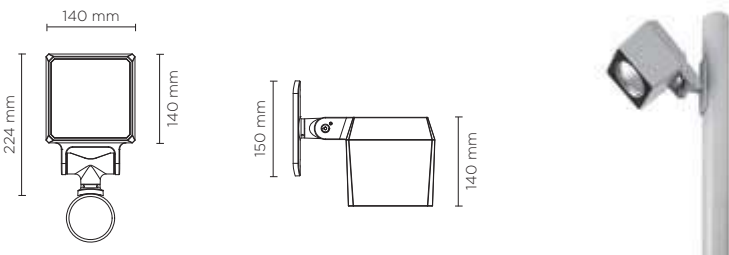
808001 - 808003

# QUBO MEDIUM POLE

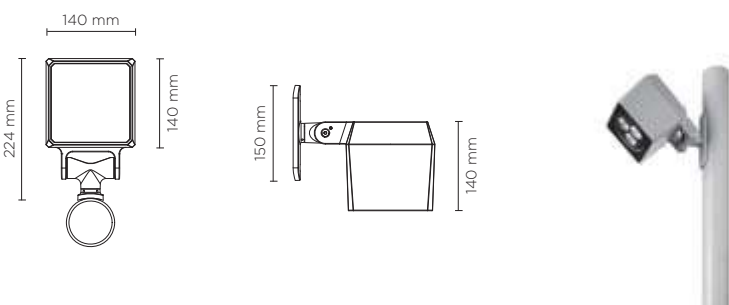
Designed by  
NAVA + AROSIO

Pole-mounted projector for outdoor installation on a pole; with U shape fixing bracket allowing vertical adjustment of +90° / -40°. Phospho-chromatised and polyester powder coated die-cast copper-free aluminium base and head, tempered safety glass, moulded silicone gaskets, with screws in stainless steel. Built-in LED driver. IP66 rating.

808001



808003



### Technical features

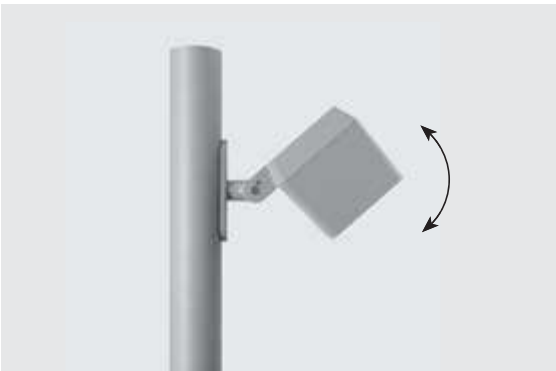


### Available on request



### Technical data

IP Rating	IP66
IK Rating	IK10
Material	High corrosion resistance die-cast copper-free aluminum body
Coating	Polyester powder coating with phosphochromating pre-finish
Screws	Stainless steel
Transformer	Electrical power supply 220/240V 50/60Hz built-in
Gasket	Silicone rubber
Glass	Tempered
Power cable	3 Mt. Power cable included



808001		QUBO MEDIUM COB POLE - 16 WATT 220-240V 50-60HZ		
light source	light beam options	lumen output (lm)	lumin. efficacy (lm/w)	
<b>3000°K warm-white</b>				
cob led	14°	1.900	118.75	
cob led	35°	1.813	113.31	
cob led	55°	1.722	107.62	
<b>4000°K neutral-white</b>				
cob led	14°	2.000	125.00	
cob led	35°	1.900	118.75	
cob led	55°	1.805	112.81	
<b>2700°K CCT</b> available on request				

#### Colors options

- Textured Grey RAL 9006
- Anthracite Grey RAL 7016
- Matt Black (on request)

#### Technical data

Wattage	16 WATT
Light source	1 x COB CREE "CXB 1512" LED
Gross weight	3,50 Kg

808003		QUBO MEDIUM HP POLE - 20 WATT 220-240V 50-60HZ		
light source	light beam options	lumen output (lm)	lumin. efficacy (lm/w)	
<b>3000°K warm-white</b>				
high-power led	4°	2.050	102.50	
high-power led	10°	2.000	100.00	
high-power led	28°	1.950	97.50	
<b>4000°K neutral-white</b>				
high-power led	4°	2.100	105.00	
high-power led	10°	2.050	102.50	
high-power led	28°	2.000	100.00	
<b>2700°K CCT</b> available on request				

#### Colors options

- Textured Grey RAL 9006
- Anthracite Grey RAL 7016
- Matt Black (on request)

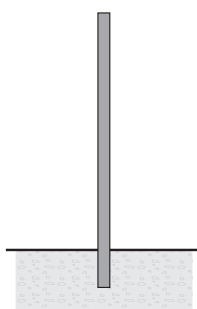
#### Technical data

Wattage	20 WATT
Light source	3 x CREE "XHP35" LED
Gross weight	3,50 Kg

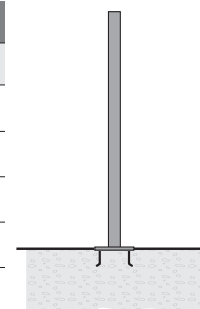
## POLES & ACCESSORIES

Full technical details of poles and accessories for poles are available at the end of the catalogue

BURIED POLES	
code	h. mm.
809901	3.500
809902	4.500
809903	5.500
809909	TOP CAP DIAM 76mm.



POLES WITH BASE-PLATE	
code	h. mm.
809904	3.000
809905	4.000
809906	5.000
809907	ACC.
809909	TOP CAP DIAM 76mm





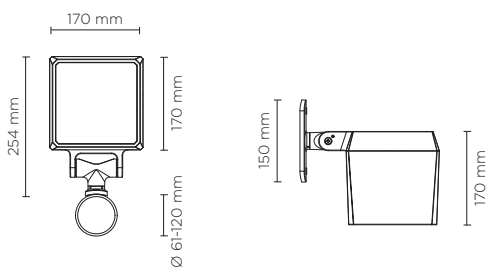
808002 - 808004

# QUBO MAXI POLE

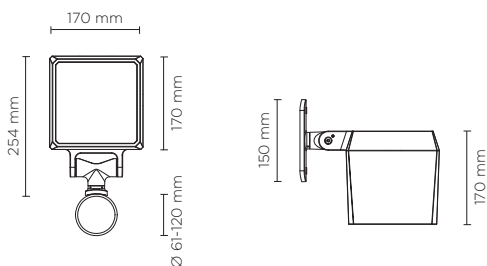
Designed by  
NAVA + AROSIO

Pole-mounted projector for outdoor installation on a pole; with U shape fixing bracket allowing vertical adjustment of +90° / -40°. Phospho-chromatised and polyester powder coated die-cast copper-free aluminium base and head, tempered safety glass, moulded silicone gaskets, with screws in stainless steel. Built-in LED driver. IP66 rating.

808002



808004



## Technical features

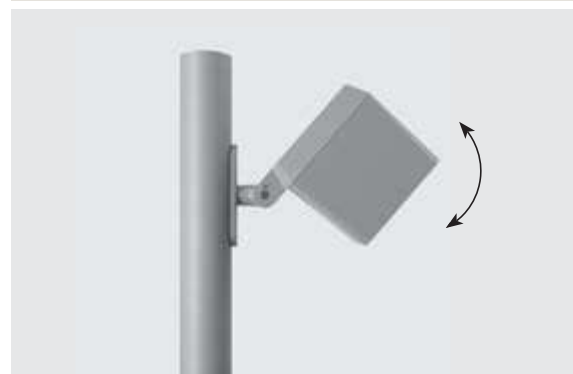


## Available on request









## Technical data

IP Rating	IP66
IK Rating	IK10
Material	High corrosion resistance die-cast copper-free aluminum body
Coating	Polyester powder coating with phosphochromating pre-finish
Screws	Stainless steel
Transformer	Electrical power supply 220/240V 50/60Hz built-in
Gasket	Silicone rubber
Glass	Tempered
Power cable	3 Mt. Power cable included











808002		QUBO MAXI COB POLE - 42 WATT 220-240V 50-60HZ		
light source	light beam options	lumen output (lm)	lumin. efficacy (lm/w)	
<b>3000°K warm-white</b>				
cob led	 14°	4.950	117.85	
cob led	 35°	4.752	113.14	
cob led	 55°	4.560	108.57	
<b>4000°K neutral-white</b>				
cob led	 14°	5.265	125.36	
cob led	 35°	5.000	119.05	
cob led	 55°	4.770	113.57	
<b>2700°K CCT</b> available on request				

#### Colors options

-  Textured Grey RAL 9006
-  Anthracite Grey RAL 7016
-  Matt Black (on request)

#### Technical data

Wattage	42 WATT
Light source	1 x COB CREE "CXB 2540" LED
Gross weight	4,90 Kg

808004		QUBO MAXI HP POLE - 38 WATT 220-240V 50-60HZ		
light source	light beam options	lumen output (lm)	lumin. efficacy (lm/w)	
<b>3000°K warm-white</b>				
high-power led	 4°	4.300	113.15	
high-power led	 10°	4.260	112.10	
high-power led	 28°	4.210	110.79	
<b>4000°K neutral-white</b>				
high-power led	 4°	4.400	115.79	
high-power led	 10°	4.360	114.74	
high-power led	 28°	4.310	113.42	
<b>2700°K CCT</b> available on request				

#### Colors options

-  Textured Grey RAL 9006
-  Anthracite Grey RAL 7016
-  Matt Black (on request)

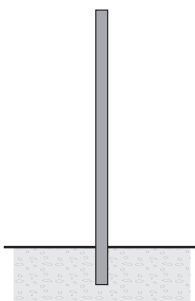
#### Technical data

Wattage	38 WATT
Light source	6 x CREE "XHP35" LED
Gross weight	4,90 Kg

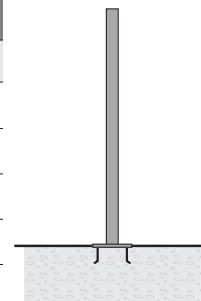
## POLES & ACCESSORIES

Full technical details of poles and accessories for poles are available at the end of the catalogue

BURIED POLES	
code	h. mm.
809901	3.500
809902	4.500
809903	5.500
809909	TOP CAP DIAM 76mm.



POLES WITH BASE-PLATE	
code	h. mm.
809904	3.000
809905	4.000
809906	5.000
809907	ACC.
809909	TOP CAP DIAM 76mm



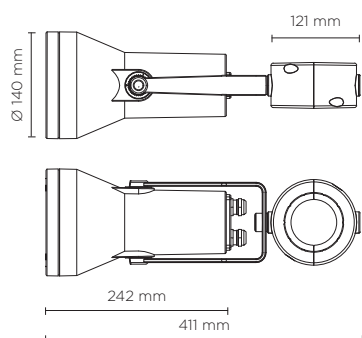


**805001-805005**

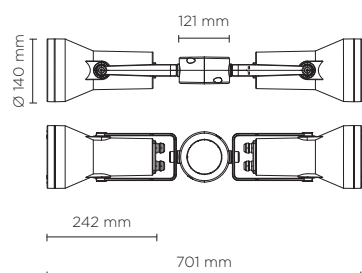
## FLASH POLE MEDIUM

Round pole-mounted floodlight for outdoor installation on a pole diam. 60 mm or 76 mm. Phospho-chromatised and polyester powder coated die-cast copper-free aluminium body, tempered safety glass, moulded silicone gasket and stainless steel screws. Clamp for pole diam 60 mm or 76 mm included. Built-in LED driver 220-240V 50-60Hz, with 5 CREE XP-G3 high-power LED. IP65 rating.

**805001**



**805005**



### Technical features

IP65

IK09

CE

5 YEARS



### Available on request

1-10V

DALI

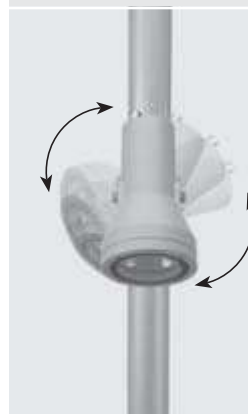
### Technical data







IP Rating	IP65
IK Rating	IK09
Material	High corrosion resistance die-cast copper-free aluminum body
Coating	Polyester powder coating with phosphochromating pre-finish
Screws	Stainless steel
Transformer	Electronic power supply 220/240V 50/60Hz built-in
Gasket	Silicone rubber
Glass	Tempered
Cable gland	Double nickel-plated brass cable gland PG11
Power cable	3 mt. neoprene power cable included

AC-026 Anti-glare visor for hydroflash medium



Graduated stainless steel insert









805001		SINGLE FLASH POLE MEDIUM - 8 WATT 220-240V 50-60HZ ELECTRONIC		
light source	light beam options	lumen output (lm)	lumin. efficacy (lm/w)	
<b>3000°K warm-white</b>				
high-power led	 10°	720	90.00	
high-power led	 30°	684	85.50	
high-power led	 45°	650	81.25	
<b>4000°K neutral-white</b>				
high-power led	 10°	750	93.75	
high-power led	 30°	713	89.13	
high-power led	 45°	677	84.63	
<b>2700°K CCT</b> available on request				

#### Colors options

 Textured Grey RAL 9006	 Anthracite Grey RAL 7016	 Matt Black (on request)
--	---	--

Technical data	
Wattage	8 WATT
Light source	NR. 5 CREE "XP-G3" LED
Gross weight	3,00 Kg



805005		DOUBLE FLASH POLE MEDIUM - 2 X 8 WATT 220-240V 50-60HZ ELECTRONIC		
light source	light beam options	lumen output (lm)	lumin. efficacy (lm/w)	
<b>3000°K warm-white</b>				
high-power led	 10°	2 x 720	90.00	
high-power led	 30°	2 x 684	85.50	
high-power led	 45°	2 x 650	81.25	
<b>4000°K neutral-white</b>				
high-power led	 10°	2 x 750	93.75	
high-power led	 30°	2 x 713	89.13	
high-power led	 45°	2 x 677	84.63	
<b>2700°K CCT</b> available on request				

#### Colors options

 Textured Grey RAL 9006	 Anthracite Grey RAL 7016	 Matt Black (on request)
--	---	--

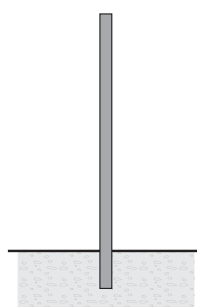
Technical data	
Wattage	2 x 8 WATT
Light source	NR. 2 x 5 CREE "XP-G3" LED
Gross weight	5,60 Kg



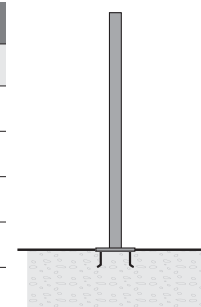
## POLES & ACCESSORIES

Full technical details of poles and accessories for poles are available at the end of the catalogue

BURIED POLES	
code	h. mm.
809901	3.500
809902	4.500
809903	5.500
809909	TOP CAP DIAM 76mm



POLES WITH BASE-PLATE	
code	h. mm.
809904	3.000
809905	4.000
809906	5.000
809907	ACC.
809909	TOP CAP DIAM 76mm



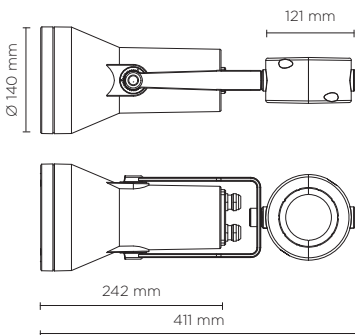


805002-805006

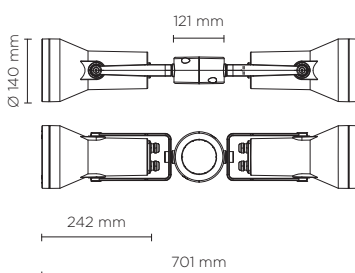
## FLASH POLE MEDIUM COB

Round pole-mounted floodlight for outdoor installation on a pole diam. 60 mm or 76 mm. Phospho-chromatised and polyester powder coated die-cast copper-free aluminium body, tempered safety glass, moulded silicone gasket and stainless steel screws. Clamp for pole diam 60 mm or 76 mm included. Built-in LED driver 220-240V 50-60Hz, with 1 CREE CXA 1512 COB LED. IP65 rating.

805002



805006



### Technical features



### Available on request



### Technical data


IP Rating	IP65
IK Rating	IK09
Material	High corrosion resistance die-cast copper-free aluminum body
Coating	Polyester powder coating with phosphochromating pre-finish
Screws	Stainless steel
Transformer	Electronic power supply 220/240V 50/60Hz built-in
Gasket	Silicone rubber
Glass	Tempered
Cable gland	Double nickel-plated brass cable gland PG11
Power cable	3 mt. neoprene power cable included

AC-026 Anti-glare visor for hydroflash medium



Graduated stainless steel insert




<b>805002</b>		<b>SINGLE FLASH POLE MEDIUM COB - 18 WATT 220-240V 50-60HZ ELECTRONIC</b>	
<b>light source</b>	<b>light beam options</b>	<b>lumen output (lm)</b>	<b>lumin. efficacy (lm/w)</b>
<b>3000°K warm-white</b>			
cob led	 35°	1.530	85.00
<b>2700°K CCT</b> available on request			

**Colors options**

-  Textured Grey RAL 9006
-  Anthracite Grey RAL 7016
-  Matt Black (on request)

<b>Technical data</b>	
Wattage	18 WATT
Light source	NR. 1 CREE CXA 1512 LED
Gross weight	3,00 Kg



<b>805006</b>		<b>DOUBLE FLASH POLE MEDIUM COB - 2 X 18 WATT 220-240V 50-60HZ ELECTRONIC</b>	
<b>light source</b>	<b>light beam options</b>	<b>lumen output (lm)</b>	<b>lumin. efficacy (lm/w)</b>
<b>3000°K warm-white</b>			
cob led	 35°	2 x 1.530	85.00
<b>2700°K CCT</b> available on request			

**Colors options**

-  Textured Grey RAL 9006
-  Anthracite Grey RAL 7016
-  Matt Black (on request)

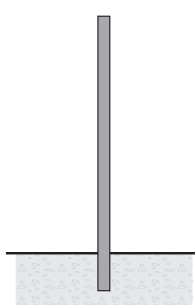
<b>Technical data</b>	
Wattage	2 x 18 WATT
Light source	NR. 2 x 1 CREE CXA 1512 LED
Gross weight	5,60 Kg



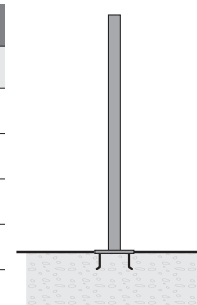
**POLES & ACCESSORIES**

Full technical details of poles and accessories for poles are available at the end of the catalogue

BURIED POLES	
code	h. mm.
809901	3.500
809902	4.500
809903	5.500
809909	TOP CAP DIAM 76mm



POLES WITH BASE-PLATE	
code	h. mm.
809904	3.000
809905	4.000
809906	5.000
809907	ACC.
809909	TOP CAP DIAM 76mm



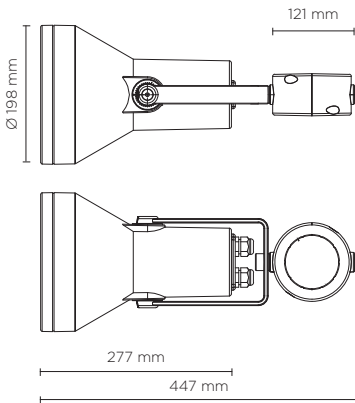


805003-805007

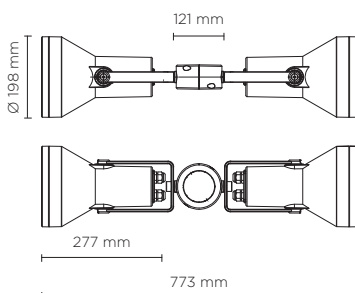
## FLASH POLE MAXI

Round pole-mounted floodlight for outdoor installation on a pole diam. 60 mm or 76 mm. Phospho-chromatised and polyester powder coated die-cast copper-free aluminium body, tempered safety glass, moulded silicone gasket and stainless steel screws. Clamp for pole diam 60 mm or 76 mm included. Built-in LED driver 220-240V 50-60Hz, with 8 CREE XP-G3 high-power LED. IP65 rating.

805003



805007



### Technical features



### Available on request




### Technical data

IP Rating	IP65
IK Rating	IK09
Material	High corrosion resistance die-cast copper-free aluminum body
Coating	Polyester powder coating with phosphochromating pre-finish
Screws	Stainless steel
Transformer	Electronic power supply 220/240V 50/60Hz built-in
Gasket	Silicone rubber
Glass	Tempered
Cable gland	Double nickel-plated brass cable gland PG11
Power cable	3 mt. neoprene power cable included

AC-027 Anti-glare visor for hydroflash maxi



Graduated stainless steel insert



**805003 SINGLE FLASH POLE MAXI - 12 WATT 220-240V 50-60HZ ELECTRONIC**

light source	light beam options	lumen output (lm)	lumin. efficacy (lm/w)
<b>3000°K warm-white</b>			
high-power led	10°	1.152	96.00
high-power led	30°	1.095	91.25
high-power led	45°	1.040	86.67
<b>4000°K neutral-white</b>			
high-power led	10°	1.200	100.00
high-power led	30°	1.140	95.00
high-power led	45°	1.083	90.25
<b>2700°K CCT</b> available on request			

**Colors options**

- Textured Grey  
RAL 9006
- Anthracite Grey  
RAL 7016
- Matt Black  
(on request)

**Technical data**

Wattage	12 WATT
Light source	NR. 8 CREE "XP-G3" LED
Gross weight	4,00 Kg



**805007 DOUBLE FLASH POLE MAXI - 2 X 12 WATT 220-240V 50-60HZ ELECTRONIC**

light source	light beam options	lumen output (lm)	lumin. efficacy (lm/w)
<b>3000°K warm-white</b>			
high-power led	10°	2 x 1.152	96.00
high-power led	30°	2 x 1.095	91.25
high-power led	45°	2 x 1.040	86.67
<b>4000°K neutral-white</b>			
high-power led	10°	2 x 1.200	100.00
high-power led	30°	2 x 1.140	95.00
high-power led	45°	2 x 1.083	90.25
<b>2700°K CCT</b> available on request			

**Colors options**

- Textured Grey  
RAL 9006
- Anthracite Grey  
RAL 7016
- Matt Black  
(on request)

**Technical data**

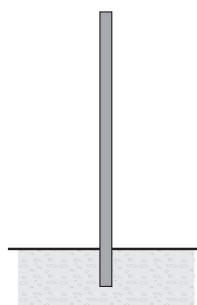
Wattage	2 x 12 WATT
Light source	NR. 2 x 8 CREE "XP-G3" LED
Gross weight	7,50 Kg



**POLES & ACCESSORIES**

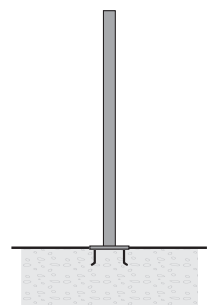
Full technical details of poles and accessories for poles are available at the end of the catalogue

BURIED POLES	
code	h. mm.
809901	3.500
809902	4.500
809903	5.500
809909	TOP CAP DIAM 76mm.



**POLES WITH BASE-PLATE**

code	h. mm.
809904	3.000
809905	4.000
809906	5.000
809907	ACC.
809909	TOP CAP DIAM 76mm









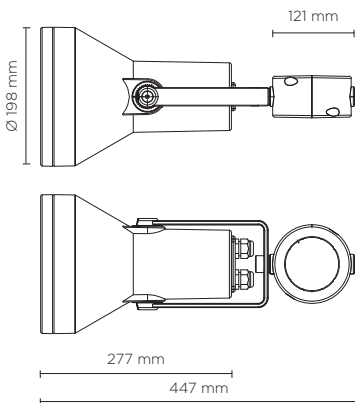


805004-805008

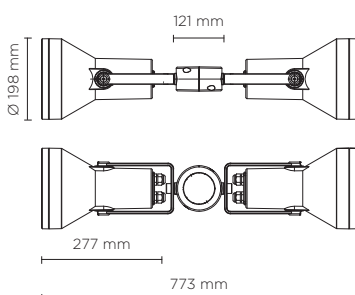
## FLASH POLE MAXI COB

Round pole-mounted floodlight for outdoor installation on a pole diam. 60 mm or 76 mm. Phospho-chromatised and polyester powder coated die-cast copper-free aluminium body, tempered safety glass, moulded silicone gasket and stainless steel screws. Clamp for pole diam 60 mm or 76 mm included. Built-in LED driver 220-240V 50-60Hz, with 1 CREE CXB 2530 COB LED. IP65 rating.

805004



805008



### Technical features




### Available on request




### Technical data

IP Rating	IP65
IK Rating	IK09
Material	High corrosion resistance die-cast copper-free aluminum body
Coating	Polyester powder coating with phosphochromating pre-finish
Screws	Stainless steel
Transformer	Electronic power supply 220/240V 50/60Hz built-in
Gasket	Silicone rubber
Glass	Tempered
Cable gland	Double nickel-plated brass cable gland PG11
Power cable	3 mt. neoprene power cable included

AC-027 Anti-glare visor for hydroflash maxi




Graduated stainless steel insert



805004

**SINGLE FLASH POLE MAXI COB**  
 36 WATT 220-240V 50-60HZ ELECTRONIC

light source	light beam options	lumen output (lm)	lumin. efficacy (lm/w)
<b>3000°K warm-white</b>			
cob led	 35°	3.100	86.10
<b>2700°K CCT</b> available on request			

**Colors options**

 Textured Grey RAL 9006	 Anthracite Grey RAL 7016	 Matt Black (on request)
--	---	--


**Technical data**

Wattage	36 WATT
Light source	NR. 1 CREE CXB 2530 LED
Gross weight	4,00 Kg



805008

**DOUBLE FLASH POLE MAXI COB**  
 2 X 36 WATT 220-240V 50-60HZ ELECTRONIC

light source	light beam options	lumen output (lm)	lumin. efficacy (lm/w)
<b>3000°K warm-white</b>			
cob led	 35°	2 x 3.100	86.10
<b>2700°K CCT</b> available on request			

**Colors options**

 Textured Grey RAL 9006	 Anthracite Grey RAL 7016	 Matt Black (on request)
--	---	--

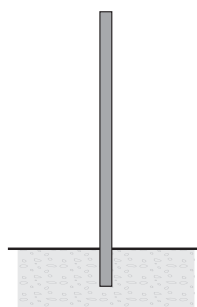
**Technical data**

Wattage	2 x 36 WATT
Light source	NR. 2 x 1 CREE CXB 2530 LED
Gross weight	7,50 Kg

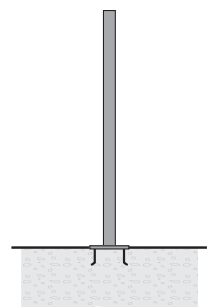
**POLES & ACCESSORIES**

Full technical details of poles and accessories for poles are available at the end of the catalogue

BURIED POLES	
code	h. mm.
809901	3.500
809902	4.500
809903	5.500
809909	TOP CAP DIAM 76mm

**POLES WITH BASE-PLATE**

code	h. mm.
809904	3.000
809905	4.000
809906	5.000
809907	ACC.
809909	TOP CAP DIAM 76mm



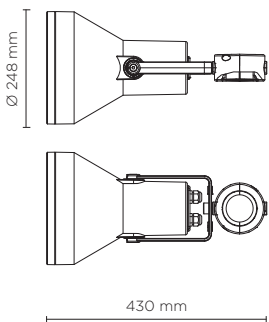


805009-805011

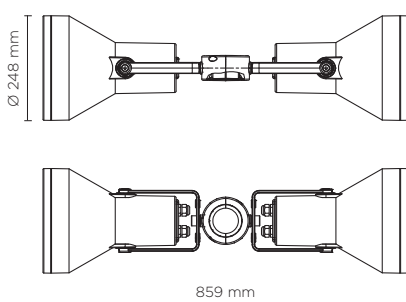
## FLASH POLE MEGA

Round pole-mounted floodlight for outdoor installation on a pole diam. 60 mm or 76 mm. Phospho-chromatised and polyester powder coated die-cast copper-free aluminium body, tempered safety glass, moulded silicone gasket and stainless steel screws. Clamp for pole diam 60 mm or 76 mm included. Built-in LED driver 220-240V 50-60Hz, with 15 CREE XP-G2 high-power LED. IP65 rating.

805009



805011



### Technical features

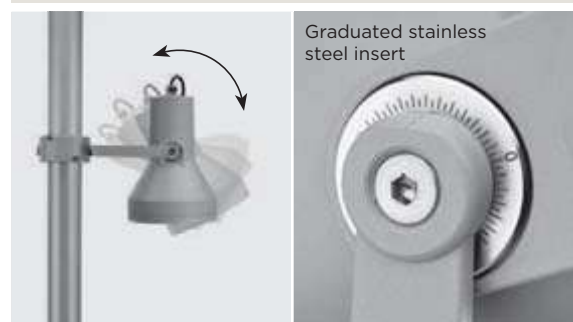


### Available on request









### Technical data

IP Rating	IP65
IK Rating	IK09
Material	High corrosion resistance die-cast copper-free aluminum body
Coating	Polyester powder coating with phosphochromating pre-finish
Screws	Stainless steel
Transformer	Electronic power supply 220/240V 50/60Hz built-in
Gasket	Silicone rubber
Glass	Tempered
Cable gland	Double nickel-plated brass cable gland PG11
Power cable	3 mt. neoprene power cable included



805009

SINGLE FLASH POLE MEGA - 22 WATT 220-240V 50-60HZ ELECTRONIC

light source	light beam options	lumen output (lm)	lumin. efficacy (lm/w)
<b>3000°K warm-white</b>			
high-power led	 10°	2.160	98.18
high-power led	 30°	2.052	93.27
high-power led	 45°	1.949	88.60
<b>4000°K neutral-white</b>			
high-power led	 10°	2.250	102.28
high-power led	 30°	2.137	97.14
high-power led	 45°	2.030	92.27
<b>2700°K CCT</b> available on request			

**Colors options** Textured Grey  
RAL 9006 Anthracite Grey  
RAL 7016 Matt Black  
(on request)**Technical data**

Wattage 22 WATT







Light source NR. 15 CREE  
"XP-G2" LED

Gross weight 5,50 Kg



805011

DOUBLE FLASH POLE MEGA - 2 X 22 WATT 220-240V 50-60HZ ELECTRONIC

light source	light beam options	lumen output (lm)	lumin. efficacy (lm/w)
<b>3000°K warm-white</b>			
high-power led	 10°	2 x 2.160	98.18
high-power led	 30°	2 x 2.052	93.27
high-power led	 45°	2 x 1.949	88.60
<b>4000°K neutral-white</b>			
high-power led	 10°	2 x 2.250	102.28
high-power led	 30°	2 x 2.137	97.14
high-power led	 45°	2 x 2.030	92.27
<b>2700°K CCT</b> available on request			

**Colors options** Textured Grey  
RAL 9006 Anthracite Grey  
RAL 7016 Matt Black  
(on request)**Technical data**

Wattage 2 x 22 WATT

Light source NR. 2 x 15 CREE  
"XP-G2" LED

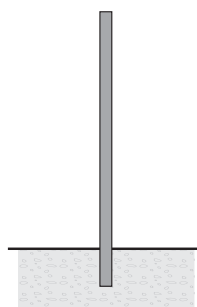
Gross weight 10,50 Kg

**POLES & ACCESSORIES**

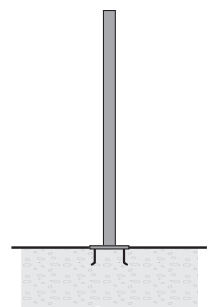
Full technical details of poles and accessories for poles are available at the end of the catalogue

**BURIED POLES**

code	h. mm.
809901	3.500
809902	4.500
809903	5.500
809909	ACC.

**POLES WITH BASE-PLATE**

code	h. mm.
809904	3.000
809905	4.000
809906	5.000
809907	ACC.
809909	ACC.



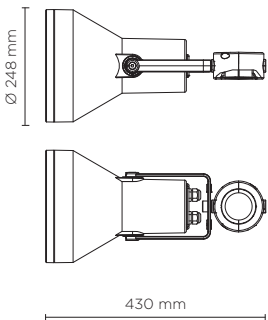


805010-805012

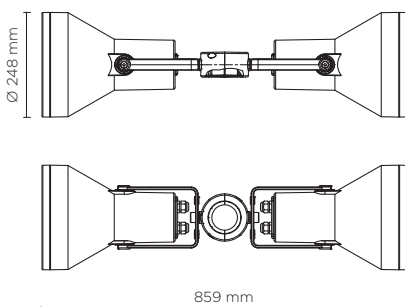
## FLASH POLE MEGA COB

Round pole-mounted floodlight for outdoor installation on a pole diam. 60 mm or 76 mm. Phospho-chromatised and polyester powder coated die-cast copper-free aluminium body, tempered safety glass, moulded silicone gasket and stainless steel screws. Clamp for pole diam 60 mm or 76 mm included. Built-in LED driver 220-240V 50-60Hz, with 1 CREE CXB 3070 COB LED. IP65 rating.

805010



805012



### Technical features

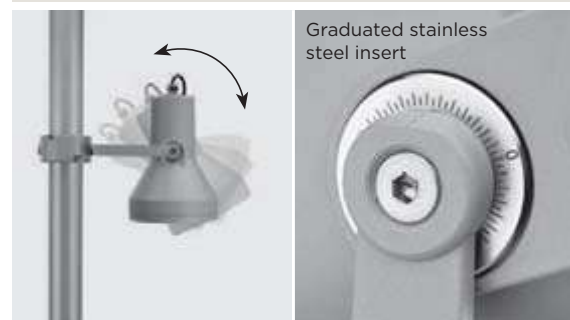


### Available on request




### Technical data

IP Rating	IP65
IK Rating	IK09
Material	High corrosion resistance die-cast copper-free aluminum body
Coating	Polyester powder coating with phosphochromating pre-finish
Screws	Stainless steel
Transformer	Electronic power supply 220/240V 50/60Hz built-in
Gasket	Silicone rubber
Glass	Tempered
Cable gland	Double nickel-plated brass cable gland PG11
Power cable	3 mt. neoprene power cable included



805010

**SINGLE FLASH POLE MEGA COB**  
 55 WATT 220-240V 50-60HZ ELECTRONIC

light source	light beam options	lumen output (lm)	lumin. efficacy (lm/w)
<b>3000°K warm-white</b>			
cob led	 35°	4.730	86.00
<b>2700°K CCT</b> available on request			

**Colors options**

 Textured Grey RAL 9006	 Anthracite Grey RAL 7016	 Matt Black (on request)
--	---	--


**Technical data**

Wattage	55 WATT
Light source	NR. 1 CREE "CXB 3070" COB LED
Gross weight	5,50 Kg



805012

**DOUBLE FLASH POLE MEGA COB**  
 2 X 55 WATT 220-240V 50-60HZ ELECTRONIC

light source	light beam options	lumen output (lm)	lumin. efficacy (lm/w)
<b>3000°K warm-white</b>			
cob led	 35°	2 x 4.730	86.00
<b>2700°K CCT</b> available on request			

**Colors options**

 Textured Grey RAL 9006	 Anthracite Grey RAL 7016	 Matt Black (on request)
--	---	--

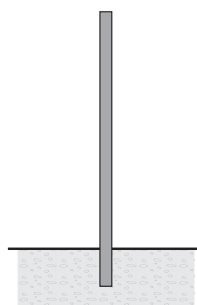
**Technical data**

Wattage	2 x 55 WATT
Light source	NR. 2 x 1 CREE "CXB 3070" COB LED
Gross weight	10,50 Kg

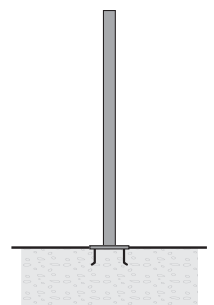
**POLES & ACCESSORIES**

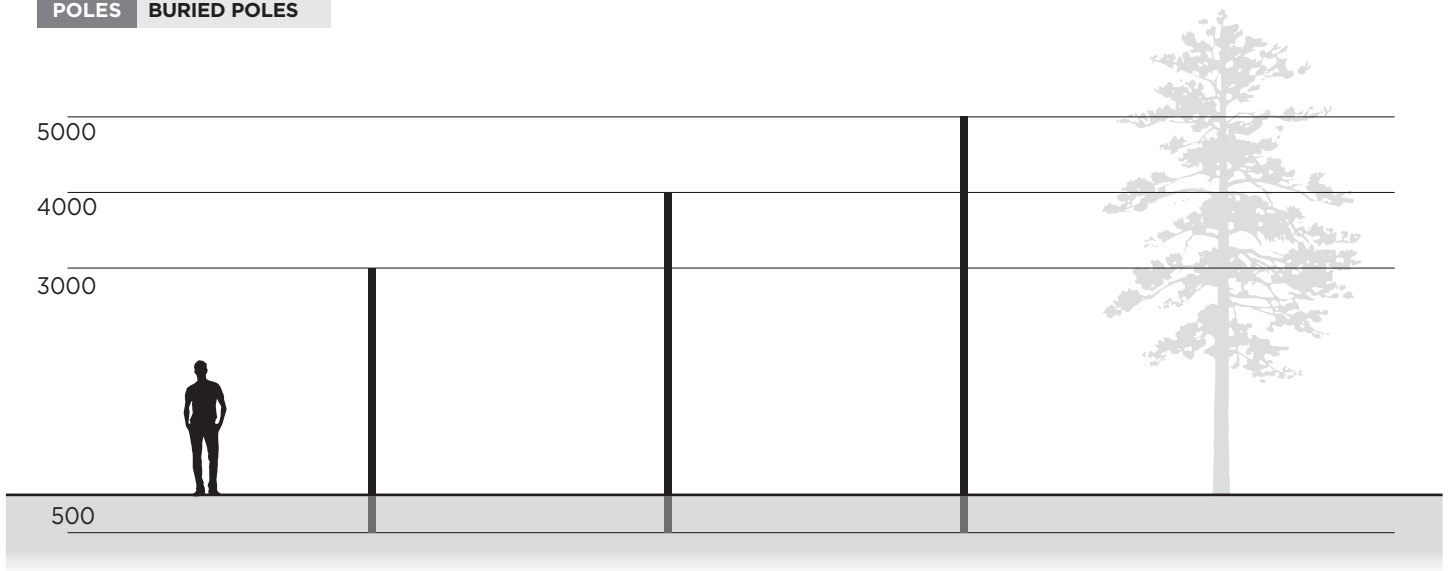
Full technical details of poles and accessories for poles are available at the end of the catalogue

BURIED POLES	
code	h. mm.
809901	3.500
809902	4.500
809903	5.500
809909	ACC.

**POLES WITH BASE-PLATE**

code	h. mm.
809904	3.000
809905	4.000
809906	5.000
809907	ACC.
809909	ACC.





**809901** CYLINDRICAL POLE 3,5 M.  
**TO BE BURIED**

Cylindrical pole made in steel S235JR (UNI EN 10219) hot galvanized (UNI EN 1461), **diameter 76 mm, thickness 4 mm.** Phospho-chromatised and polyester powder coated.

**Total height 3.500 mm, including 500 mm** to be buried into the ground. Includes IP54 cover plate 132x38 mm and terminal block in double insulation.

**809902** CYLINDRICAL POLE 4,5 M.  
**TO BE BURIED**

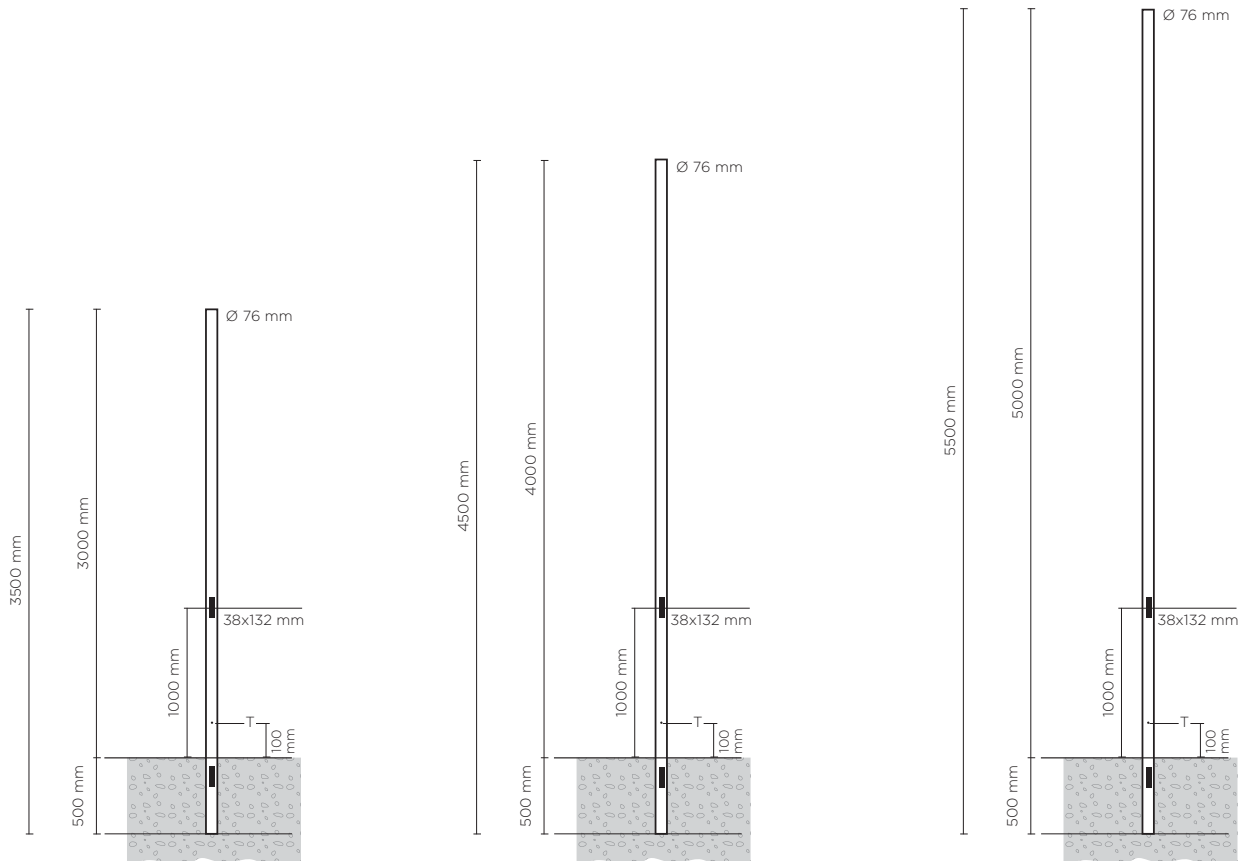
Cylindrical pole made in steel S235JR (UNI EN 10219) hot galvanized (UNI EN 1461), **diameter 76 mm, thickness 4 mm.** Phospho-chromatised and polyester powder coated.

**Total height 4.500 mm, including 500 mm** to be buried into the ground. Includes IP54 cover plate 132x38 mm and terminal block in double insulation.

**809903** CYLINDRICAL POLE 5,5 M.  
**TO BE BURIED**

Cylindrical pole made in steel S235JR (UNI EN 10219) hot galvanized (UNI EN 1461), **diameter 76 mm, thickness 4 mm.** Phospho-chromatised and polyester powder coated.

**Total height 5.500 mm, including 500 mm** to be buried into the ground. Includes IP54 cover plate 132x38 mm and terminal block in double insulation.

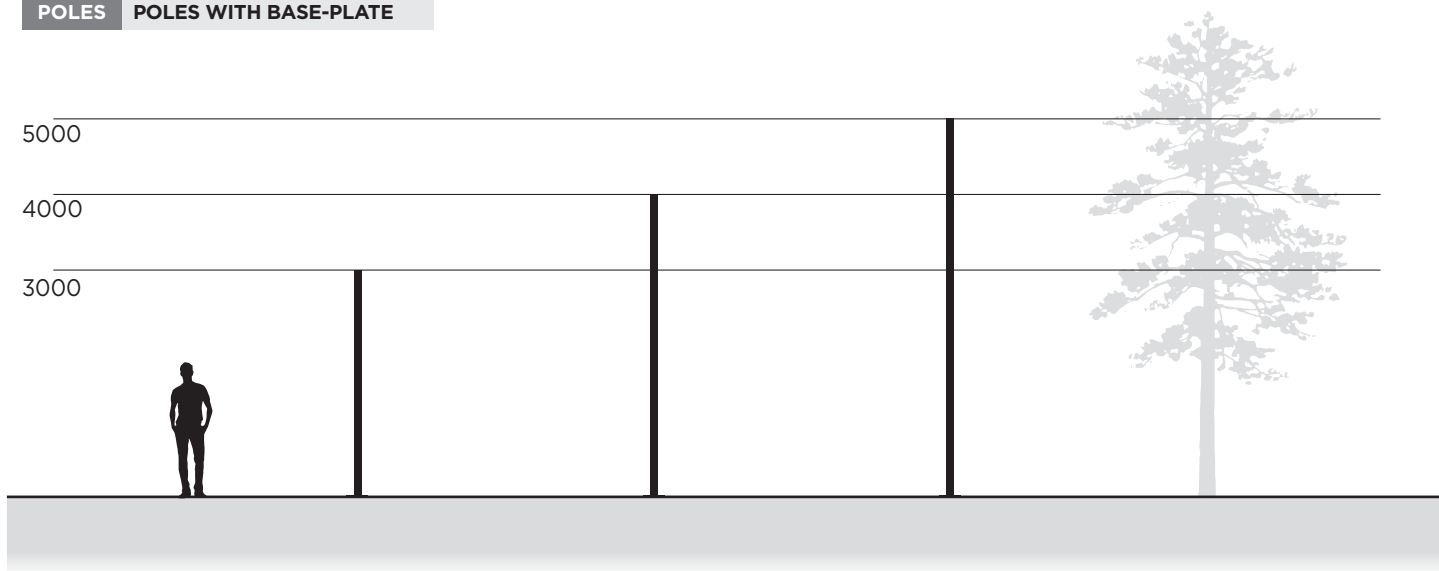


T= Grounding, threaded galvanized insert pole Thickness= 4mm

T= Grounding, threaded galvanized insert pole Thickness= 4mm

T= Grounding, threaded galvanized insert pole Thickness= 4mm





**809904** CYLINDRICAL POLE 3 M.  
WITH BASE-PLATE

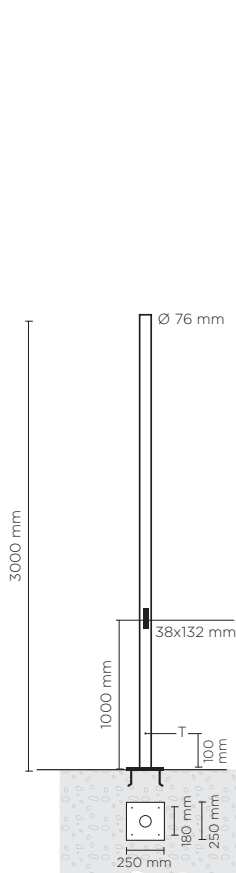
Cylindrical pole made in steel S235JR (UNI EN 10219) hot galvanized (UNI EN 1461), **diameter 76 mm, thickness 4 mm.** Phospho-chromatised and polyester powder coated. **Total height 3.000 mm, with base plate dim. 250x250 mm,** thickness 10 mm. Includes IP54 cover plate 132x38 mm and terminal block in double insulation.

**809905** CYLINDRICAL POLE 4 M.  
WITH BASE-PLATE

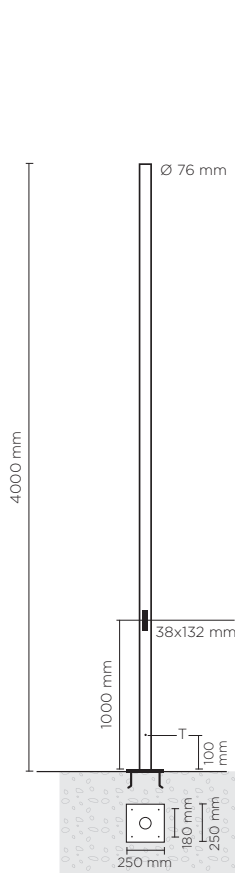
Cylindrical pole made in steel S235JR (UNI EN 10219) hot galvanized (UNI EN 1461), **diameter 76 mm, thickness 4 mm.** Phospho-chromatised and polyester powder coated. **Total height 4.000 mm, with base plate dim. 250x250 mm,** thickness 10 mm. Includes IP54 cover plate 132x38 mm and terminal block in double insulation.

**809906** CYLINDRICAL POLE 5 M.  
WITH BASE-PLATE

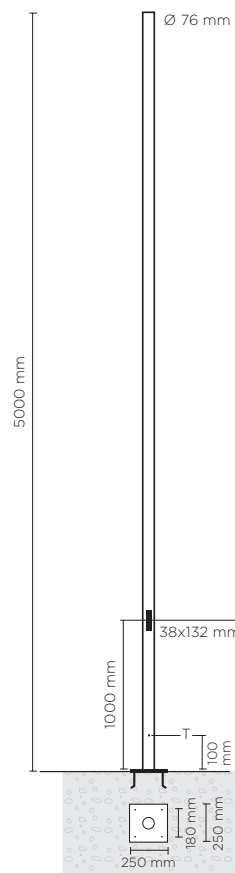
Cylindrical pole made in steel S235JR (UNI EN 10219) hot galvanized (UNI EN 1461), **diameter 76 mm, thickness 4 mm.** Phospho-chromatised and polyester powder coated. **Total height 5.000 mm, with base plate dim. 250x250 mm,** thickness 10 mm. Includes IP54 cover plate 132x38 mm and terminal block in double insulation.



T= Grounding, threaded galvanized insert pole Thickness= 4mm




T= Grounding, threaded galvanized insert pole Thickness= 4mm



T= Grounding, threaded galvanized insert pole Thickness= 4mm





PUK CODE AC079

# DEMO BOX PUK









SAMPLE CASE INCLUDING  
FOLLOWING PRODUCTS:

**TECH EVO MINI 02**  
**HYDROFLOOR NANO**  
**WAVE 2.0**  
**TAG MINI 03**  
**RING MINI**



# ELEMENTS TO CONSIDER IN A NEW (OR EXISTING) LIGHTING PROJECT

## IP protective degree (IEC 529 & EN 60529 norms)

IP 1...	Protected against the entry of solid bodies with dimensions of more than 50 mm.	IP 0...	Unprotected.
IP 2...	Protected against the entry of solid bodies with dimensions of more than 12 mm.	IP ...1	Protected against the vertical falling of water drop.
IP 3...	Protected against the entry of solid bodies with dimensions of more than 2,5 mm.	IP ...2	Protected against the falling of water with a maximum inclination of 15°.
IP 4...	Protected against the entry of solid bodies with dimensions of more than 1 mm.	IP ...3	 Protected against rain.
IP 5...	 Protected against entry of dust.	IP ...4	 Protected against sprinklings.
IP 6...	 Completely protected against entry of dust.	IP ...5	 Protected against water jets.
		IP ...6	Protected against heavy waves.
		IP ...7	 Temporary immersion proof.
		IP ...8	Immersion.

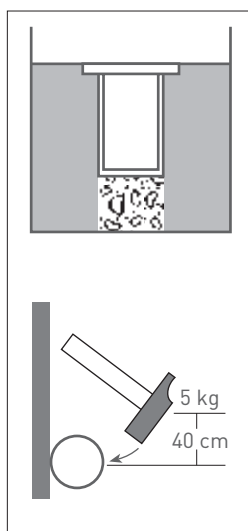
### WARNING. Unless otherwise specified articles in this catalogue are not for permanent and continuous immersion in water.

Some fittings, although classified and tested IP 68 cannot be installed permanently in water according to international norms IEC364-7-702 (max 12 V A.C. or 30 V D.C. in water).

They can only withstand (resist) accidental immersion of 1,3 m

depth due to temporary flooding.

**WARNING:** in all ground lighting fittings installation, at least a 20 cm depth drain hole filled by gravel must be made to prevent flooding. Use h07rn-f cables only. Other kind of cables may not be conformed to assure the IP 67 or IP 68 rating.



### MECHANICAL SHOCK (CEI EN 50102 norms)

Protection of the hardware against the mechanical shocks.

Test: shock resistance from a hammer of 5 kg falling from 0,40 m.

Intensity of shock:  
20 Joules = IK 10.

### SHOCK RESISTANCE CEI EN 50102

<b>IK01</b>	0,15 J
<b>IK02</b>	0,2 J
<b>IK03</b>	0,35 J
<b>IK04</b>	0,5 J
<b>IK05</b>	0,7 J
<b>IK06</b>	1 J
<b>IK07</b>	2 J
<b>IK08</b>	5 J
<b>IK09</b>	10 J
<b>IK10</b>	20 J

### WARNING!

Some chemical substances, liquids or vapour, may cause corrosion/damages on metal parts of the fittings.

Verify the presence of these substances when installing the products and the compatibility with such substances.

Stainless steel surfaces could be damaged by:

Sodium Hydroxide (soda), liquid Chlorine or vapour, Hydrochloric acid, Nitric acid (20%), Sulphuric acid (30%).

Die-cast Aluminium could be damaged by: Arsenic Acid (20%), Acetic acid, Hydrochloric acid, Formic acid, Nitric acid (20%), Sulphuric acid (30%), Quicklime, Sodium Hydroxide (soda). Suggestion: very important is to regularly clean the fitting surfaces. At least once a year or during bulb replacement. Cleaning could be made with diluted soap or detergent. In any case do not use Solvent or Ethylene base products.

# WARRANTY TERMS

P.U.K. Italia Group guarantees the performance of its products only and exclusively in relation to how they are used, their destination and application as explicitly specified.

## **THE WARRANTY OF THE PRODUCTS HAS A 5 YEAR VALIDITY STARTING FROM THE DATE OF DELIVERY TO THE PURCHASER.**

Any claims must be forwarded in writing to P.U.K. Italia Group together with a copy of the purchase invoice complete with delivery date, description of the fault and number of products that are faulty.

P.U.K. Italia Group, according to its indisputable choice will arrange either to repair or replace them within a reasonable period of time from the claim. Returned faulty goods will be accepted by P.U.K. Italia Group only if previously authorised in writing, correctly forwarded, suitably packed and with transport prepaid.

This guarantee does not cover further expenses sustained by the Purchaser consequent to the faulty condition of the products; in particular P.U.K. Italia Group will not bear the cost of collecting the faulty products from customers (including cost of dismantling) and forwarding of replacement products to them.

Any responsibility on the part of P.U.K. Italia Group is explicitly excluded in the following cases:

- use, assembly and/or improper or unreasonable maintenance of the products, and/or their correct preservation;
- if damage or bad functioning is caused by work carried out on products without prior written authorisation from P.U.K. Italia Group (e.g. disassembly, alterations, substitutions, etc.);
- if the quality and performance have been compromised by the addition of accessories not approved by P.U.K. Italia Group.

This guarantee includes and replaces every other possible responsibility stemming from the products supplied, no matter how it originated: in particular the Purchaser cannot claim damages, reduction in prices or cancellation of the contract. In no case will P.U.K. Italia Group be responsible for indirect damage or loss of profit.

The Law Court in Monza is the sole competent Court for any disputes.





p u k . i t

**PUK ITALIA GROUP**

Via San Giorgio, 16 | 20851 Lissone (MB) Italy

T. +39 039 2457920 | F. + 39 039 2457924

[puk@puk.it](mailto:puk@puk.it)

